

14,501

Delores Shelton, CIO, CCT
Hunt County Treasurer

FY 11: Monthly Report, January 2017

FILED FOR RECORD
at 12:30 o'clock P M

FEB 14 2017

JENNIFER LINDENZWEIG
County Clerk, Hunt County, TX
By *Jennifer Lindenzweig*

The Treasurers' Monthly Report includes money received and disbursed as well as funds invested and debt due by Hunt County. The Treasurer's Books and the Auditor's General Ledger agree. The Bank Statements have been reconciled and approved by the County Auditor.

This affidavit must state the amount of cash and other assets that are in the custody of the county treasurer at the time of the examination. (LGC 114.026) **Month End Balance: \$28,922,913.07**

Therefore, Delores Shelton, County Treasurer of Hunt County, Texas, who being fully sworn, upon oath says that the within and foregoing report is true and correct to the best of her knowledge.

This report will be filed with accompanying reports this 14 day of February, 2017.

Delores Shelton
Delores Shelton, Hunt County Treasurer

Commissioners' Court having compared and examined the Treasurer's Report as presented and subject to independent auditor's review, certify the report to be correct and therefore request it be filed with the official minutes of this meeting. LGC 114.026(c)

John L. Horn
John L. Horn, Hunt County Judge

Eric Evans
Eric Evans, Comm., Pct #1

Tod McMahan
Tod McMahan, Comm., Pct #2

Phillip A. Martin
Phillip Martin, Comm., Pct #3



Jim Latham
Jim Latham, Comm., Pct #4

TexPool Participant Services
 C/O Federated Investors Inc.
 1001 Texas Avenue, Suite 1400
 Houston, TX 77002



Participant Statement

HUNT COUNTY
 GENERAL FUND
 ATTN DELORES SHELTON
 PO BOX 1097
 GREENVILLE TX 75403-1097

Statement Period 01/01/2017 - 01/31/2017

Page 1 of 2

Customer Service 1-866-TEX-POOL
 Location ID 000077789
 Investor ID 000007125

TexPool Update

Did you know that you can make payments directly to your Vendors without completing a Special Wire Instruction Form? Use the Vendor Payment Instructions Form to add a Vendor to your account today! Contact TexPool Participant Services to learn more!

TexPool Summary

Pool Name	Beginning Balance	Total Deposits	Total Withdrawals	Total Interest	Current Balance	Average Balance
Texas Local Government Investment Pool	\$215,305.68	\$7,000,000.00	\$0.00	\$1,912.09	\$7,217,217.77	\$4,441,173.81
Total Dollar Value	\$215,305.68	\$7,000,000.00	\$0.00	\$1,912.09	\$7,217,217.77	

Portfolio Value

Pool Name	Pool/Account	Market Value (01/01/2017)	Share Price (01/31/2017)	Shares Owned (01/31/2017)	Market Value (01/31/2017)
Texas Local Government Investment Pool	449/1160200004	\$215,305.68	\$1.00	7,217,217.77	\$7,217,217.77
Total Dollar Value		\$215,305.68			\$7,217,217.77

Interest Summary

Pool Name	Pool/Account	Month-to-Date Interest	Year-to-Date Interest
Texas Local Government Investment Pool	449/1160200004	\$1,912.09	\$1,912.09
Total		\$1,912.09	\$1,912.09

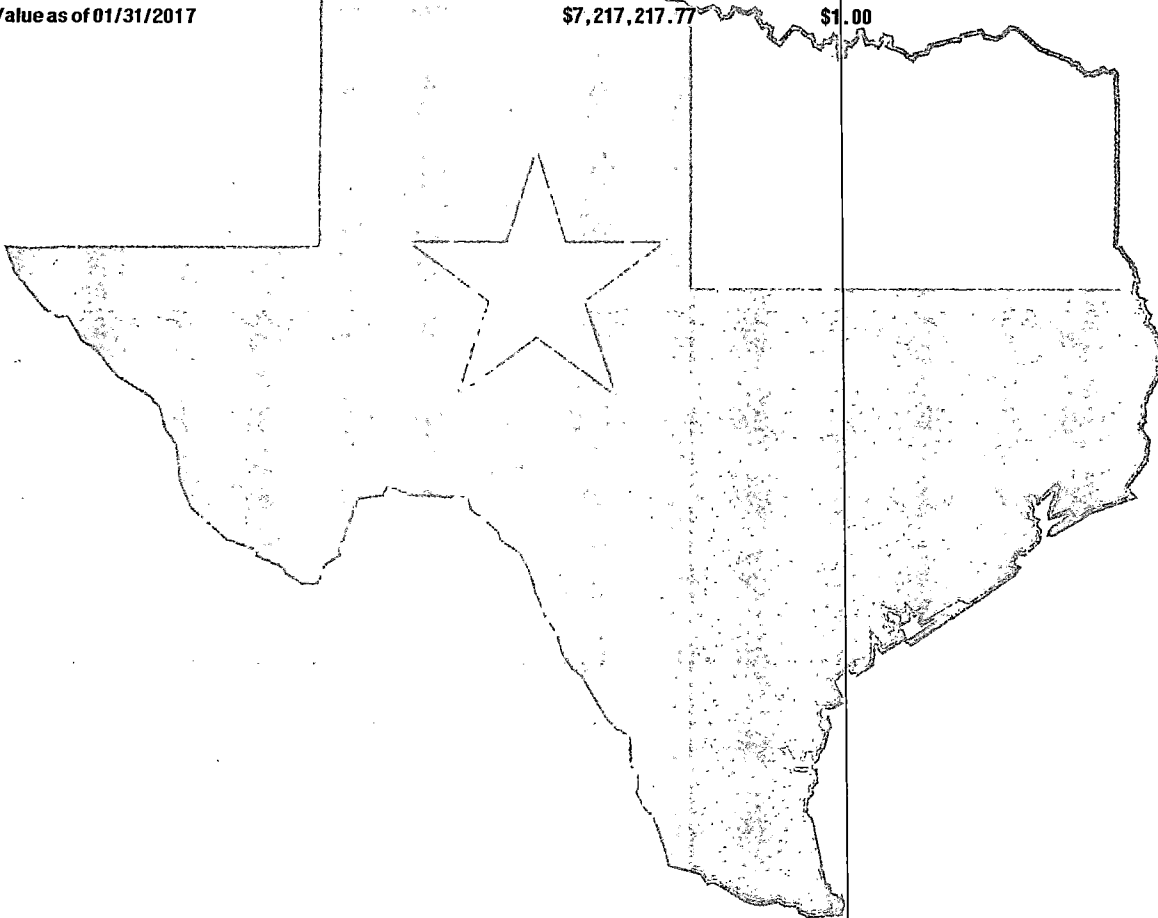
Transaction Detail

Texas Local Government Investment Pool

Participant: HUNT COUNTY

Pool/Account: 449/1160200004

Transaction Date	Settlement Date	Transaction Description	Transaction Dollar Amount	Share Price	Shares This Transaction	Shares Owned
01/01/2017	01/01/2017	BEGINNING BALANCE	\$215,305.68	\$1.00		215,305.680
01/03/2017	01/03/2017	ACH DEPOSIT	\$1,000,000.00	\$1.00	1,000,000.000	1,215,305.680
01/09/2017	01/10/2017	ACH DEPOSIT	\$4,000,000.00	\$1.00	4,000,000.000	5,215,305.680
01/27/2017	01/30/2017	ACH DEPOSIT	\$2,000,000.00	\$1.00	2,000,000.000	7,215,305.680
01/31/2017	01/31/2017	MONTHLY POSTING	\$1,912.09	\$1.00	1,912.090	7,217,217.770
Account Value as of 01/31/2017			\$7,217,217.77	\$1.00		7,217,217.770



TexPool Participant Services
 C/O Federated Investors Inc.
 1001 Texas Avenue, Suite 1400
 Houston, TX 77002



TEXAS TRUST
 TEXAS TREASURY SAFEKEEPING TRUST COMPANY
 COMPTROLLER GLENN HEGAR, CHAIRMAN

Participant Statement

HUNT COUNTY
 ROAD & BRIDGE #1
 ATTN DELORES SHELTON
 PO BOX 1097
 GREENVILLE TX 75403-1097

Statement Period 01/01/2017 - 01/31/2017

Page 1 of 2

Customer Service 1-866-TEX-POOL
Location ID 000077789
Investor ID 000011918

TexPool Update

Did you know that you can make payments directly to your Vendors without completing a Special Wire Instruction Form? Use the Vendor Payment Instructions Form to add a Vendor to your account today! Contact TexPool Participant Services to learn more!

TexPool Summary

Pool Name	Beginning Balance	Total Deposits	Total Withdrawals	Total Interest	Current Balance	Average Balance
Texas Local Government Investment Pool	\$376,146.74	\$345,000.00	\$0.00	\$263.06	\$721,409.80	\$587,606.84
Total Dollar Value	\$376,146.74	\$345,000.00	\$0.00	\$263.06	\$721,409.80	

Portfolio Value

Pool Name	Pool/Account	Market Value (01/01/2017)	Share Price (01/31/2017)	Shares Owned (01/31/2017)	Market Value (01/31/2017)
Texas Local Government Investment Pool	449/1160200007	\$376,146.74	\$1.00	721,409.800	\$721,409.80
Total Dollar Value		\$376,146.74			\$721,409.80

Interest Summary

Pool Name	Pool/Account	Month-to-Date Interest	Year-to-Date Interest
Texas Local Government Investment Pool	449/1160200007	\$263.06	\$263.06
Total		\$263.06	\$263.06



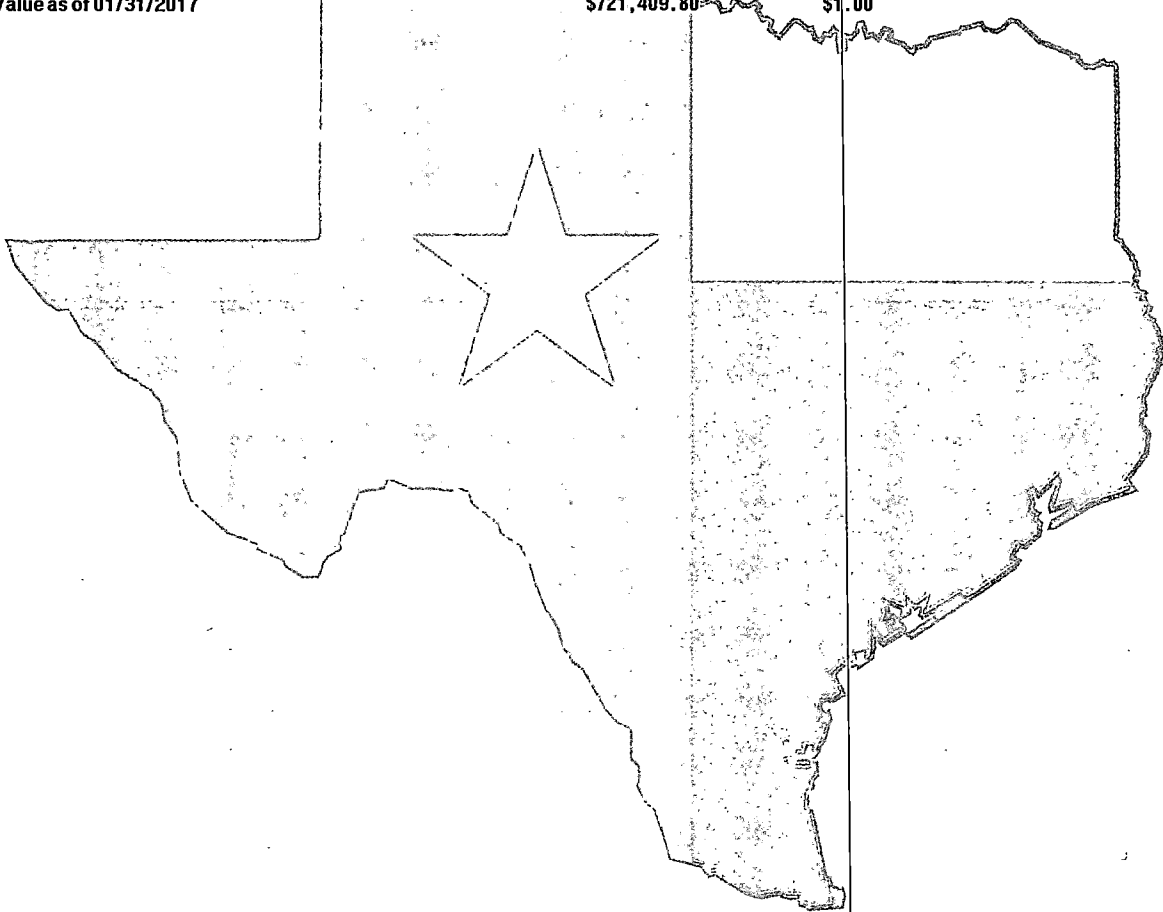
Transaction Detail

Texas Local Government Investment Pool

Participant: HUNT COUNTY

Pool/Account: 449/1160200007

Transaction Date	Settlement Date	Transaction Description	Transaction Dollar Amount	Share Price	Shares This Transaction	Shares Owned
01/01/2017	01/01/2017	BEGINNING BALANCE	\$376,146.74	\$1.00		376,146.740
01/03/2017	01/03/2017	ACH DEPOSIT	\$70,000.00	\$1.00	70,000.000	446,146.740
01/09/2017	01/10/2017	ACH DEPOSIT	\$175,000.00	\$1.00	175,000.000	621,146.740
01/27/2017	01/30/2017	ACH DEPOSIT	\$100,000.00	\$1.00	100,000.000	721,146.740
01/31/2017	01/31/2017	MONTHLY POSTING	\$263.06	\$1.00	263.060	721,409.800
Account Value as of 01/31/2017			\$721,409.80	\$1.00		721,409.800



TexPool Participant Services
 C/O Federated Investors Inc.
 1001 Texas Avenue, Suite 1400
 Houston, TX 77002



Participant Statement

HUNT COUNTY
 ROAD & BRIDGE #2
 ATTN DELORES SHELTON
 PO BOX 1097
 GREENVILLE TX 75403-1097

Statement Period **01/01/2017 - 01/31/2017**

Page 1 of 2

Customer Service **1-866-TEX-POOL**
 Location ID **000077789**
 Investor ID **000011919**

TexPool Update

Did you know that you can make payments directly to your Vendors without completing a Special Wire Instruction Form? Use the Vendor Payment Instructions Form to add a Vendor to your account today! Contact TexPool Participant Services to learn more!

TexPool Summary

Pool Name	Beginning Balance	Total Deposits	Total Withdrawals	Total Interest	Current Balance	Average Balance
Texas Local Government Investment Pool	\$225,563.00	\$550,000.00	\$0.00	\$266.93	\$775,829.93	\$598,797.42
Total Dollar Value	\$225,563.00	\$550,000.00	\$0.00	\$266.93	\$775,829.93	

Portfolio Value

Pool Name	Pool/Account	Market Value (01/01/2017)	Share Price (01/31/2017)	Shares Owned (01/31/2017)	Market Value (01/31/2017)
Texas Local Government Investment Pool	449/1160200008	\$225,563.00	\$1.00	775,829.930	\$775,829.93
Total Dollar Value		\$225,563.00			\$775,829.93

Interest Summary

Pool Name	Pool/Account	Month-to-Date Interest	Year-to-Date Interest
Texas Local Government Investment Pool	449/1160200008	\$266.93	\$266.93
Total		\$266.93	\$266.93

TexPool Participant Services
 C/O Federated Investors Inc.
 1001 Texas Avenue, Suite 1400
 Houston, TX 77002

Statement Period 01/01/2017 - 01/31/2017

Page 2 of 2

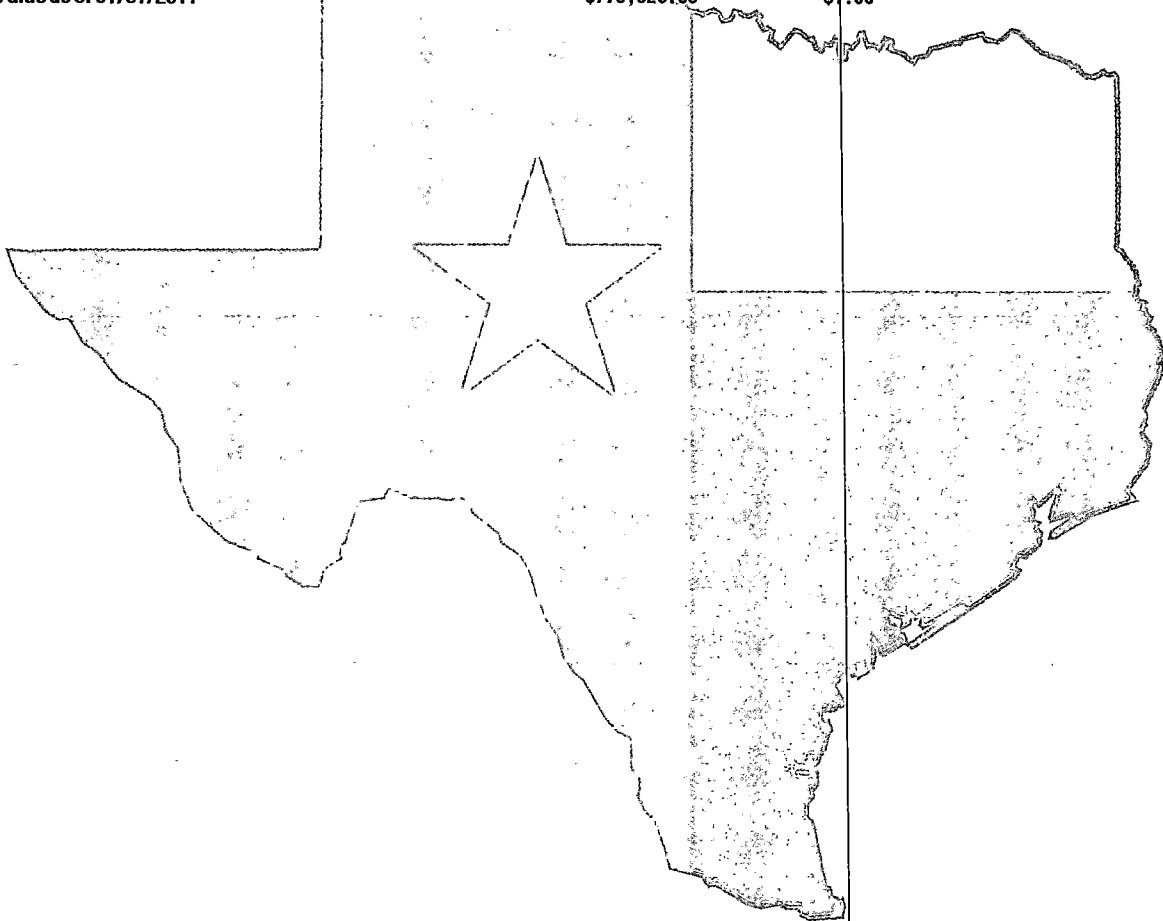
Transaction Detail

Texas Local Government Investment Pool

Participant: HUNT COUNTY

Pool/Account: 449/1160200008

Transaction Date	Settlement Date	Transaction Description	Transaction Dollar Amount	Share Price	Shares This Transaction	Shares Owned
01/01/2017	01/01/2017	BEGINNING BALANCE	\$225,563.00	\$1.00		225,563.000
01/09/2017	01/10/2017	ACH DEPOSIT	\$490,000.00	\$1.00	490,000.000	715,563.000
01/27/2017	01/30/2017	ACH DEPOSIT	\$60,000.00	\$1.00	60,000.000	775,563.000
01/31/2017	01/31/2017	MONTHLY POSTING	\$266.93	\$1.00	266.930	775,829.930
Account Value as of 01/31/2017			\$775,829.93	\$1.00		775,829.930



TexPool Participant Services
 C/O Federated Investors Inc.
 1001 Texas Avenue, Suite 1400
 Houston, TX 77002



Participant Statement

HUNT COUNTY
 ROAD & BRIDGE #3
 ATTN DELORES SHELTON
 PO BOX 1097
 GREENVILLE TX 75403-1097

Statement Period **01/01/2017 - 01/31/2017**

Page 1 of 2

Customer Service **1-866-TEX-POOL**
 Location ID **000077789**
 Investor ID **000011920**

TexPool Update

Did you know that you can make payments directly to your Vendors without completing a Special Wire Instruction Form? Use the Vendor Payment Instructions Form to add a Vendor to your account today! Contact TexPool Participant Services to learn more!

TexPool Summary

Pool Name	Beginning Balance	Total Deposits	Total Withdrawals	Total Interest	Current Balance	Average Balance
Texas Local Government Investment Pool	\$169,740.44	\$400,000.00	\$0.00	\$179.80	\$569,920.24	\$408,455.92
Total Dollar Value	\$169,740.44	\$400,000.00	\$0.00	\$179.80	\$569,920.24	

Portfolio Value

Pool Name	Pool/Account	Market Value (01/01/2017)	Share Price (01/31/2017)	Shares Owned (01/31/2017)	Market Value (01/31/2017)
Texas Local Government Investment Pool	449/1160200009	\$169,740.44	\$1.00	569,920.24	\$569,920.24
Total Dollar Value		\$169,740.44			\$569,920.24

Interest Summary

Pool Name	Pool/Account	Month-to-Date Interest	Year-to-Date Interest
Texas Local Government Investment Pool	449/1160200009	\$179.80	\$179.80
Total		\$179.80	\$179.80

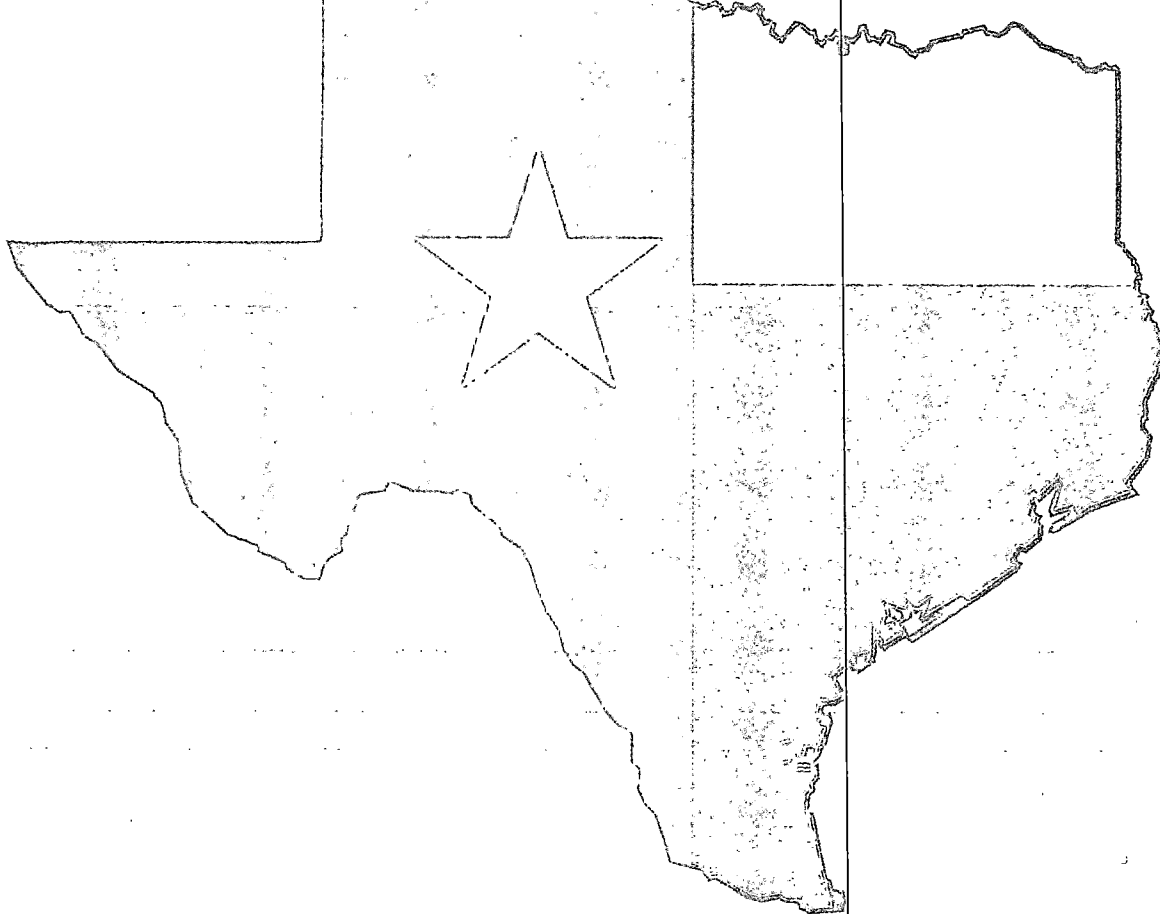
Transaction Detail

Texas Local Government Investment Pool

Participant: HUNT COUNTY

Pool/Account: 449/1160200009

Transaction Date	Settlement Date	Transaction Description	Transaction Dollar Amount	Share Price	Shares This Transaction	Shares Owned
01/01/2017	01/01/2017	BEGINNING BALANCE	\$169,740.44	\$1.00		169,740.440
01/09/2017	01/10/2017	ACH DEPOSIT	\$300,000.00	\$1.00	300,000.000	469,740.440
01/27/2017	01/30/2017	ACH DEPOSIT	\$100,000.00	\$1.00	100,000.000	569,740.440
01/31/2017	01/31/2017	MONTHLY POSTING	\$179.80	\$1.00	179.800	569,920.240
Account Value as of 01/31/2017			\$569,920.24	\$1.00		569,920.240



TexPool Participant Services
 C/O Federated Investors Inc.
 1001 Texas Avenue, Suite 1400
 Houston, TX 77002



Participant Statement

HUNT COUNTY
 ROAD & BRIDGE #4
 ATTN DELORES SHELTON
 PO BOX 1097
 GREENVILLE TX 75403-1097

Statement Period 01/01/2017 - 01/31/2017

Page 1 of 2

Customer Service 1-866-TEX-POOL
Location ID 000077789
Investor ID 000011921

TexPool Update

Did you know that you can make payments directly to your Vendors without completing a Special Wire Instruction Form? Use the Vendor Payment Instructions Form to add a Vendor to your account today! Contact TexPool Participant Services to learn more!

TexPool Summary

Pool Name	Beginning Balance	Total Deposits	Total Withdrawals	Total Interest	Current Balance	Average Balance
Texas Local Government Investment Pool	\$465,882.72	\$460,000.00	\$0.00	\$355.17	\$926,237.89	\$787,829.66
Total Dollar Value	\$465,882.72	\$460,000.00	\$0.00	\$355.17	\$926,237.89	

Portfolio Value

Pool Name	Pool/Account	Market Value (01/01/2017)	Share Price (01/31/2017)	Shares Owned (01/31/2017)	Market Value (01/31/2017)
Texas Local Government Investment Pool	449/1160200010	\$465,882.72	\$1.00	926,237.890	\$926,237.89
Total Dollar Value		\$465,882.72			\$926,237.89

Interest Summary

Pool Name	Pool/Account	Month-to-Date Interest	Year-to-Date Interest
Texas Local Government Investment Pool	449/1160200010	\$355.17	\$355.17
Total		\$355.17	\$355.17



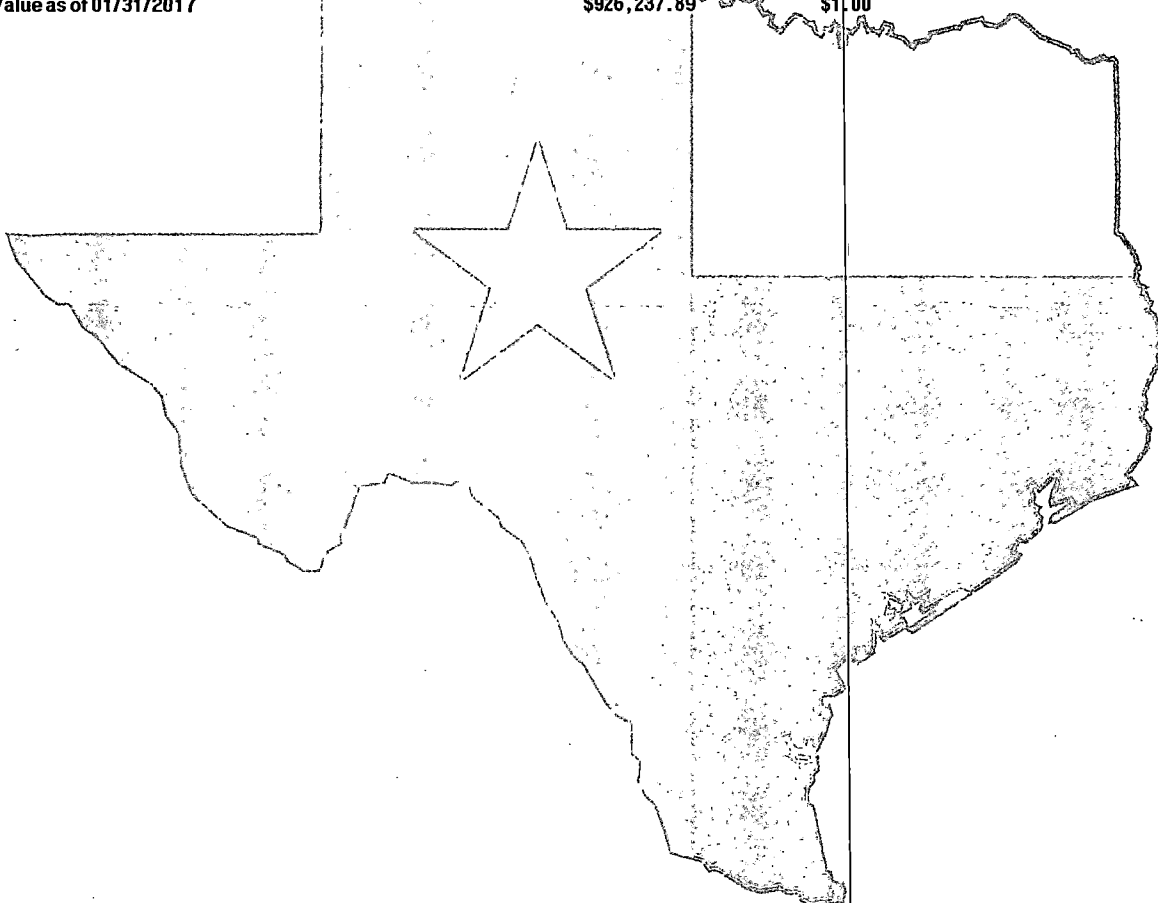
Transaction Detail

Texas Local Government Investment Pool

Participant: HUNT COUNTY

Pool/Account: 449/1160200010

Transaction Date	Settlement Date	Transaction Description	Transaction Dollar Amount	Share Price	Shares This Transaction	Shares Owned
01/01/2017	01/01/2017	BEGINNING BALANCE	\$465,882.72	\$1.00		465,882.720
01/03/2017	01/03/2017	ACH DEPOSIT	\$200,000.00	\$1.00	200,000.000	665,882.720
01/09/2017	01/10/2017	ACH DEPOSIT	\$160,000.00	\$1.00	160,000.000	825,882.720
01/27/2017	01/30/2017	ACH DEPOSIT	\$100,000.00	\$1.00	100,000.000	925,882.720
01/31/2017	01/31/2017	MONTHLY POSTING	\$355.17	\$1.00	355.170	926,237.890
Account Value as of 01/31/2017			\$926,237.89	\$1.00		926,237.890



TexPool Participant Services
 C/O Federated Investors Inc.
 1001 Texas Avenue, Suite 1400
 Houston, TX 77002



Participant Statement

HUNT COUNTY
 DEBT SERVICE FUND
 ATTN: DELORES SHELTON
 PO BOX 1097
 GREENVILLE TX 75403-1097

Statement Period 01/01/2017 - 01/31/2017

Page 1 of 2

Customer Service 1-866-TEX-POOL
Location ID 000077789
Investor ID 000007124

TexPool Update

Did you know that you can make payments directly to your Vendors without completing a Special Wire Instruction Form? Use the Vendor Payment Instructions Form to add a Vendor to your account today! Contact TexPool Participant Services to learn more!

TexPool Summary

Pool Name	Beginning Balance	Total Deposits	Total Withdrawals	Total Interest	Current Balance	Average Balance
Texas Local Government Investment Pool	\$193,487.05	\$300,000.00	\$0.00	\$183.03	\$493,670.08	\$406,396.18
Total Dollar Value	\$193,487.05	\$300,000.00	\$0.00	\$183.03	\$493,670.08	

Portfolio Value

Pool Name	Pool/Account	Market Value (01/01/2017)	Share Price (01/31/2017)	Shares Owned (01/31/2017)	Market Value (01/31/2017)
Texas Local Government Investment Pool	449/1160200003	\$193,487.05	\$1.00	493,670.080	\$493,670.08
Total Dollar Value		\$193,487.05			\$493,670.08

Interest Summary

Pool Name	Pool/Account	Month-to-Date Interest	Year-to-Date Interest
Texas Local Government Investment Pool	449/1160200003	\$183.03	\$183.03
Total		\$183.03	\$183.03

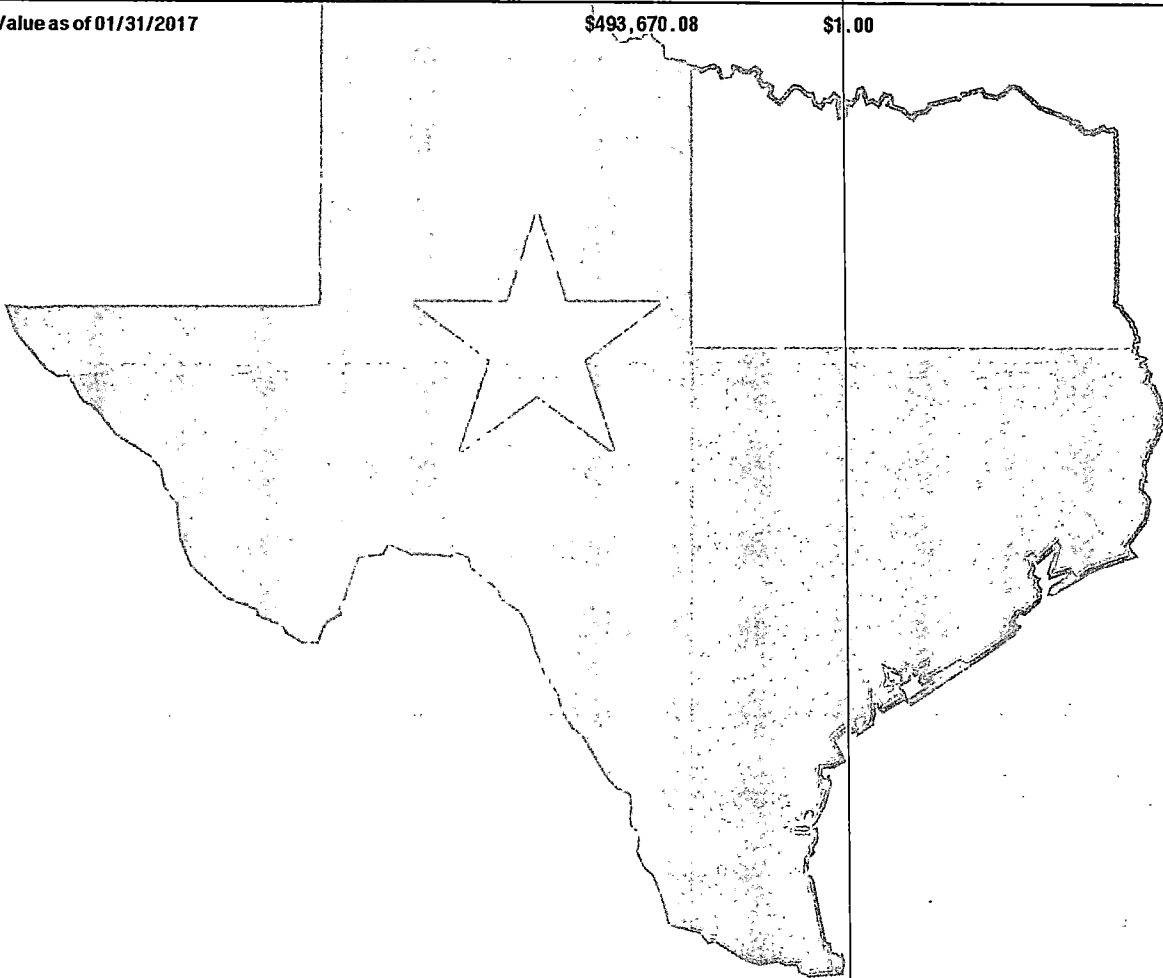
Transaction Detail

Texas Local Government Investment Pool

Participant: HUNT COUNTY

Pool/Account: 449/1160200003

Transaction Date	Settlement Date	Transaction Description	Transaction Dollar Amount	Share Price	Shares This Transaction	Shares Owned
01/01/2017	01/01/2017	BEGINNING BALANCE	\$193,487.05	\$1.00		193,487.050
01/10/2017	01/11/2017	ACH DEPOSIT	\$300,000.00	\$1.00	300,000.000	493,487.050
01/31/2017	01/31/2017	MONTHLY POSTING	\$183.03	\$1.00	183.030	493,670.080
Account Value as of 01/31/2017			\$493,670.08	\$1.00		493,670.080



TexPool Participant Services
 C/O Federated Investors Inc.
 1001 Texas Avenue, Suite 1400
 Houston, TX 77002



Participant Statement

HUNT COUNTY
 RIGHT OF WAY FUND
 ATTN: DELORES SHELTON
 PO BOX 1097
 GREENVILLE TX 75403-1097

Statement Period **01/01/2017 - 01/31/2017**

Page 1 of 2

Customer Service **1-866-TEX-POOL**
 Location ID 000077789
 Investor ID 000007123

TexPool Update

Did you know that you can make payments directly to your Vendors without completing a Special Wire Instruction Form? Use the Vendor Payment Instructions Form to add a Vendor to your account today! Contact TexPool Participant Services to learn more!

TexPool Summary

Pool Name	Beginning Balance	Total Deposits	Total Withdrawals	Total Interest	Current Balance	Average Balance
Texas Local Government Investment Pool	\$9,066.62	\$0.00	\$0.00	\$4.14	\$9,070.76	\$9,066.75
Total Dollar Value	\$9,066.62	\$0.00	\$0.00	\$4.14	\$9,070.76	

Portfolio Value

Pool Name	Pool/Account	Market Value (01/01/2017)	Share Price (01/31/2017)	Shares Owned (01/31/2017)	Market Value (01/31/2017)
Texas Local Government Investment Pool	449/1160200002	\$9,066.62	\$1.00	9,070.760	\$9,070.76
Total Dollar Value		\$9,066.62			\$9,070.76

Interest Summary

Pool Name	Pool/Account	Month-to-Date Interest	Year-to-Date Interest
Texas Local Government Investment Pool	449/1160200002	\$4.14	\$4.14
Total		\$4.14	\$4.14

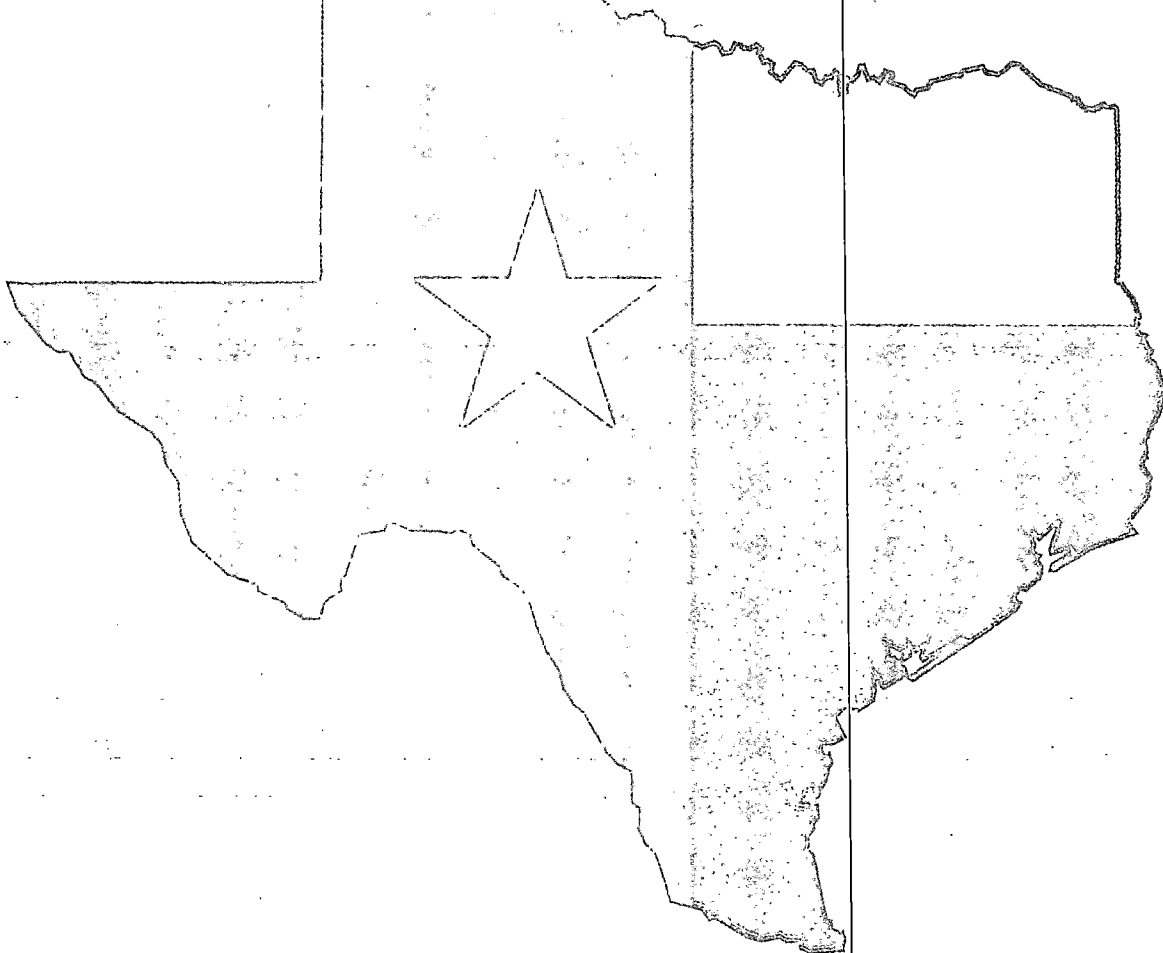
Transaction Detail

Texas Local Government Investment Pool

Participant: HUNT COUNTY

Pool/Account: 449/1160200002

Transaction Date	Settlement Date	Transaction Description	Transaction Dollar Amount	Share Price	Shares This Transaction	Shares Owned
01/01/2017	01/01/2017	BEGINNING BALANCE	\$9,066.62	\$1.00		9,066.620
01/31/2017	01/31/2017	MONTHLY POSTING	\$4.14	\$1.00	4.140	9,070.760
Account Value as of 01/31/2017			\$9,070.76	\$1.00		9,070.760



TexPool Participant Services
 C/O Federated Investors Inc.
 1001 Texas Avenue, Suite 1400
 Houston, TX 77002



Participant Statement

HUNT COUNTY
 JAIL LAWSUIT SETTLEMENT FUND
 ATTN DELORES SHELTON
 PO BOX 1097
 GREENVILLE TX 75403-1097

Statement Period **01/01/2017 - 01/31/2017**

Page 1 of 2

Customer Service **1-866-TEX-POOL**
 Location ID **000077789**
 Investor ID **000018410**

TexPool Update

Did you know that you can make payments directly to your Vendors without completing a Special Wire Instruction Form? Use the Vendor Payment Instructions Form to add a Vendor to your account today! Contact TexPool Participant Services to learn more!

TexPool Summary

Pool Name	Beginning Balance	Total Deposits	Total Withdrawals	Total Interest	Current Balance	Average Balance
Texas Local Government Investment Pool	\$3,159,159.77	\$0.00	\$0.00	\$1,444.75	\$3,160,604.52	\$3,159,206.37
Total Dollar Value	\$3,159,159.77	\$0.00	\$0.00	\$1,444.75	\$3,160,604.52	

Portfolio Value

Pool Name	Pool/Account	Market Value (01/01/2017)	Share Price (01/31/2017)	Shares Owned (01/31/2017)	Market Value (01/31/2017)
Texas Local Government Investment Pool	449/1160200013	\$3,159,159.77	\$1.00	3,160,604.52	\$3,160,604.52
Total Dollar Value		\$3,159,159.77			\$3,160,604.52

Interest Summary

Pool Name	Pool/Account	Month-to-Date Interest	Year-to-Date Interest
Texas Local Government Investment Pool	449/1160200013	\$1,444.75	\$1,444.75
Total		\$1,444.75	\$1,444.75

TexPool Participant Services
 C/O Federated Investors Inc.
 1001 Texas Avenue, Suite 1400
 Houston, TX 77002

Statement Period 01/01/2017 - 01/31/2017

Page 2 of 2

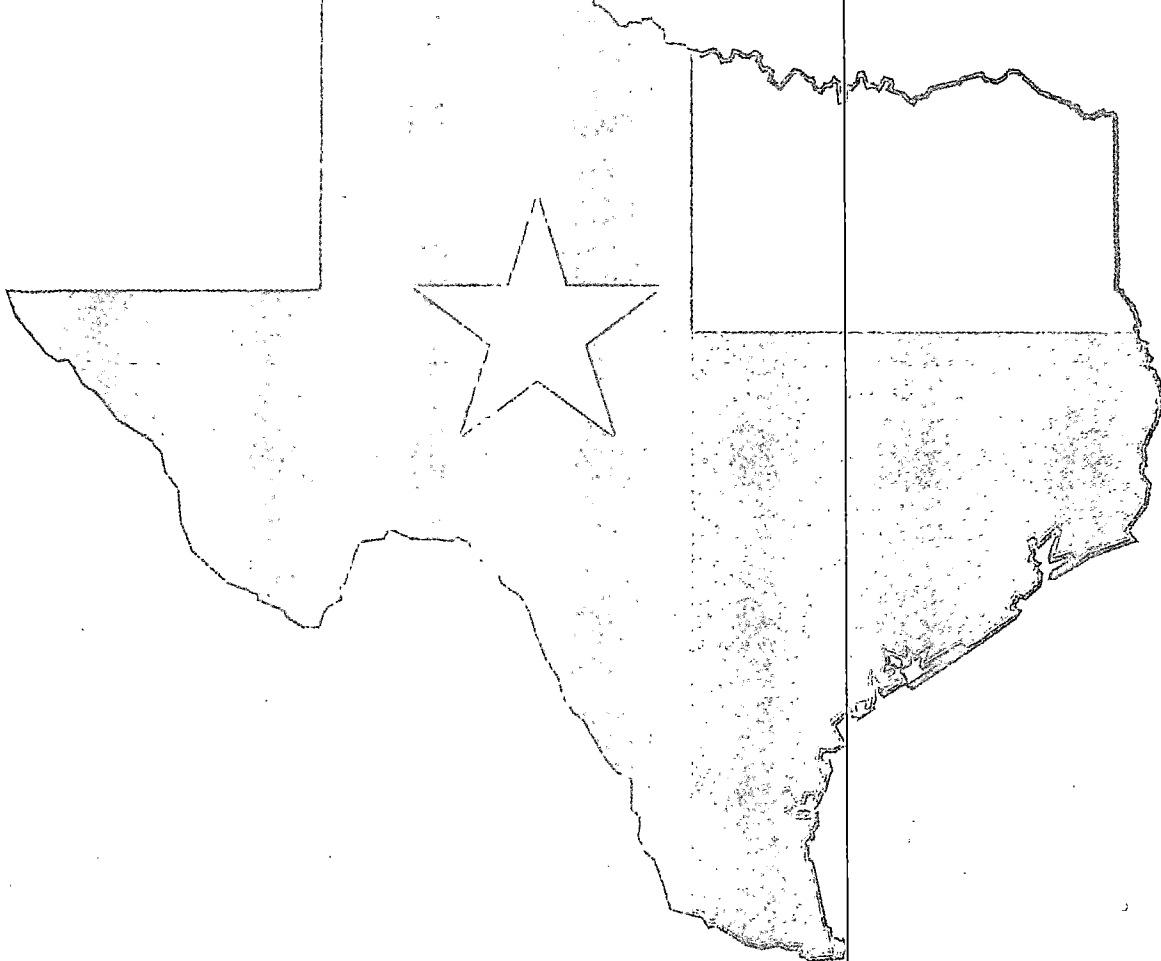
Transaction Detail

Texas Local Government Investment Pool

Participant: HUNT COUNTY

Pool/Account: 449/1160200013

Transaction Date	Settlement Date	Transaction Description	Transaction Dollar Amount	Share Price	Shares This Transaction	Shares Owned
01/01/2017	01/01/2017	BEGINNING BALANCE	\$3,159,159.77	\$1.00		3,159,159.770
01/31/2017	01/31/2017	MONTHLY POSTING	\$1,444.75	\$1.00	1,444.750	3,160,604.520
Account Value as of 01/31/2017			\$3,160,604.52	\$1.00		3,160,604.520



**Hunt County Treasurer
Monthly Report
January 2017**

Hunt County Funds	Beginning Balance	Money Received	Money Disbursed	Transfer In/Out Investment	Month End Balance
10-GENERAL	9,127,849.50	9,752,656.57	-3,335,433.44	-8,000,000.00	7,545,072.63
10-TexPool Investment	215,305.68	1,912.09	0.00	7,000,000.00	7,217,217.77
10-TexStar Investment	1,221,363.61	595.58	0.00	1,000,000.00	2,221,959.19
10-InWood Nat'l Bank CD	565,679.55	600.55	0.00	0.00	566,280.10
10-InWood Nat'l Bank CD-2	507,346.46	538.62	0.00	0.00	507,885.08
10-TexPool Investment, Jail	3,159,159.77	1,444.75	0.00	0.00	3,160,604.52
10-General Fund Totals:	14,796,704.57	9,757,748.16	-3,335,433.44	0.00	21,219,019.29
15-Exchange Bldg	312,044.33	52,187.85	-24,623.44		339,608.74
20-Law Library	-7,730.61	53,010.00	-6,901.22		38,378.17
21-R&B #1	104,177.57	622,972.27	-140,354.53	-345,000.00	241,795.31
21-R&B #1, TexPool Invest	376,146.74	263.06	0.00	345,000.00	721,409.80
21-R&B #1 Fund Totals:	480,324.31	623,235.33	-140,354.53	0.00	963,205.11
22-R&B #2	-1,934.97	938,881.62	-171,970.88	-550,000.00	214,975.77
22-R&B #2, TexPool Invest	255,563.00	266.93	0.00	550,000.00	805,829.93
22-R&B #2 Fund Totals:	253,628.03	939,148.55	-171,970.88	0.00	1,020,805.70
23-R&B #3	8,793.89	735,109.06	-114,188.12	-400,000.00	229,714.83
23-R&B #3, TexPool Invest	169,740.44	179.80	0.00	400,000.00	569,920.24
23-R&B #3 Fund Totals:	178,534.33	735,288.86	-114,188.12	0.00	799,635.07
24-R&B #4	209,559.87	623,334.89	-133,050.77	-460,000.00	239,843.99
24-R&B #4, TexPool Invest	465,882.72	355.17	0.00	460,000.00	926,237.89
24-R&B #4 Fund Totals:	675,442.59	623,690.06	-133,050.77	0.00	1,166,081.88
25-Health Private	45,382.38	1,222.56	-1,846.41		44,758.53
26-State Health Services	-38,835.22	7,191.14	-33,413.01		-65,057.09
27-Hunt County Grants	18,688.63	5,522.19	-6,109.83		18,100.99
45-Capital Improvement	-1,700.00	0.00	-71,171.34		-72,871.34
68-JP, DDC Fee Fund	140,545.03	671.96	-685.66		140,531.33
71-DC Record Managmnt	12,504.12	276.07	-503.65		12,276.54
70-Voter Admin 19	0.00	0.00	0.00		0.00
74-Elections Special	67,561.93	0.00	0.00		67,561.93
75-CA-DWI	12,786.37	228.31	0.00		13,014.68
81-CC Rec Mgt Preservatic	443,164.13	15,814.04	-10,386.80		448,591.37
82-Courthouse Security	26,545.83	3,378.35	-2,561.04		27,363.14
83-Justice Court Sec.	66,659.14	387.81	-505.30		66,541.65

**Hunt County Treasurer
Monthly Report
January 2017**

Hunt County Funds	Beginning Balance	Money Received	Money Disbursed	Transfer In/Out Investment	Month End Balance
84-District Clerk Archive	33,091.24	490.00	0.00		33,581.24
85-Co & District Court Tech	2,731.15	151.39	0.00		2,882.54
86-County Record Preserv	81,410.45	860.00	0.00		82,270.45
87-Justice Court Technolo	57,243.68	1,567.50	-785.97		58,025.21
88-County Clerk Archive	431,425.72	13,810.00	0.00		445,235.72
89-County Record Mgt Pre	11,702.61	1,341.71	0.00		13,044.32
91-LEOSE	40,313.78	0.00	-522.00		39,791.78
95-Juv Prob. Center Fnd	337,279.04	554,932.96	-38,458.43		853,753.57
96-Juv Prob "A-Z" Grant	71,964.66	60,807.57	-58,484.43		74,287.80
<hr/>					
50-Debt Service (I&S)	364,319.59	505,446.10	0.00	-300,000.00	569,765.69
50-Debt Service TexPool Ir	193,475.27	183.03	0.00	300,000.00	493,658.30
50-Debt Service Fund Tota	557,794.86	505,629.13	0.00	0.00	1,063,423.99
<hr/>					
61-Right of Way FundTxPoc	9,066.62	4.14	0.00		9,070.76
Total of Funds:	19,116,273.70	13,958,595.64	-4,151,956.27	0.00	28,922,913.07
<hr/>					
*Year end adjustment					

HUNT COUNTY DEBT

	Mo. Beginning	Payment	Balance Due
Reserve State Comptroller	844,113.42	-1,883.23	842,230.19
Reserve St Comptroller II	204,230.82	-2,960.00	201,270.82
2015 Tax Notes	1,995,000.00	0.00	1,995,000.00
Series 2015 Refund Bonds	2,985,000.00	0.00	2,985,000.00
Bond Premium Payable	43,592.41	0.00	43,592.41
Liability Comp Absence	406,120.00	0.00	406,120.00
R&B 2 Equipmnt BB&T	298,797.91	-12,307.78	286,490.13
R&B 2 Equipmnt SPFC	204,109.96	0.00	204,109.96
R&B 3 Equipmnt SPFC	344,877.94	0.00	344,877.94
OPEB Pension Liability	5,213,720.00	0.00	5,213,720.00
Totals:	12,539,562.46	-17,151.01	12,522,411.45

2017	TexPool	Tex Star			InWood-CD	InWood-CD
January	0.5385%	0.5452%			1.25%	1.25%
February						
March						
April						
May						
June						
July						
August						
September						
October						
November						
December						

2016	TexPool	Tex Star			InWood-CD	InWood-CD
January	0.2674%	0.2713%			1.25%	1.25%
February	0.3010%	0.3147%			1.25%	1.25%
March	0.3273%	0.3450%			1.25%	1.25%
April	0.3380%	0.3696%			1.25%	1.25%
May	0.3399%	0.3664%			1.25%	1.25%
June	0.3633%	0.3927%			1.25%	1.25%
July	0.3690%	0.3861%			1.25%	1.25%
August	0.3737%	0.3990%			1.25%	1.25%
September	0.3799%	0.4123%			1.25%	1.25%
October	0.3828%	0.4202%			1.25%	1.25%
November	0.3987%	0.4144%			1.25%	1.25%
December	0.4570%	0.4815%			1.25%	1.25%

2015	TexPool	Tex Star	Chase	Retiree	InWood-CD	InWood-CD	ANB
January	0.0465%	0.0542%	0.0300%	0.0300%	0.95%		
February	0.0441%	0.0548%	0.0300%	0.0300%	0.95%		
March	0.0480%	0.0604%	0.0300%	0.0300%	0.95%		
April	0.0524%	0.0701%	0.0300%	0.0300%	0.95%		
May	0.0553%	0.0643%	0.0300%	0.0300%	0.95%		
June	0.0575%	0.0719%	0.0000%	0.0000%	0.95%		0.25%
July	0.0630%	0.0722%	Moved to ANB		0.95%		0.15%
August	0.0716%	0.0823%	"	"	0.95%		0.15%
September	0.0850%	0.0994%			0.95%		
October	0.0966%	0.1099%			1.25%	1.25%	
November	0.1105%	0.1155%			1.25%	1.25%	
December	0.1863%	0.1868%			1.25%	1.25%	

2014	TexPool	Tex Star	Chase	Retiree	InWood-CD
January	0.0273%	0.0303%	0.0700%	0.0500%	0.75%
February	0.0283%	0.0318%	0.0700%	0.0500%	0.75%
March	0.0299%	0.0400%	0.0700%	0.0500%	0.75%
April	0.0336%	0.0379%	0.0500%	0.0300%	0.75%
May	0.0244%	0.0273%	0.0500%	0.0300%	0.75%



HUNT COUNTY
 ATTN DELORES SHELTON
 PO BOX 1097
 GREENVILLE TX 75403-1097

MONTHLY STATEMENT OF ACCOUNT

ACCOUNT: 1161011110

ACCOUNT NAME: GENERAL OPERATING

STATEMENT PERIOD: 01/01/2017 - 01/31/2017

TEXSTAR MONTHLY SUMMARY: THE AVERAGE MONTHLY RATE WAS 0.5452%. THE AVERAGE WEIGHTED AVERAGE MATURITY WAS 44 DAYS AND THE NET ASSET VALUE FOR 1/31/17 WAS 1.000225.

MONTHLY ACTIVITY DETAIL				
TRANSACTION DATE	DESCRIPTION	CONFIRMATION NUMBER	TRANSACTION AMOUNT	BALANCE
	BEGINNING BALANCE			1,221,363.61
01/30/2017	ACH DEPOSIT	6092490	1,000,000.00	2,221,363.61
01/31/2017	MONTHLY POSTING	9999888	595.58	2,221,959.19
	ENDING BALANCE			2,221,959.19

MONTHLY ACCOUNT SUMMARY	
BEGINNING BALANCE	1,221,363.61
TOTAL DEPOSITS	1,000,000.00
TOTAL WITHDRAWALS	0.00
TOTAL INTEREST	595.58
ENDING BALANCE	2,221,959.19
AVERAGE BALANCE	1,285,879.74

ACTIVITY SUMMARY (YEAR-TO-DATE)			
ACCOUNT NAME	DEPOSITS	WITHDRAWALS	INTEREST
GENERAL OPERATING	1,000,000.00	0.00	595.58



TexPool

Overview Portfolio Characteristics Performance Literature

Daily Performance from 01-28-2017 to 02-06-2017

As of Date	Daily Net Yield (%)	Dividend Factor	7 Day Net Yield (%)	Daily Assets (\$)	NAV (\$)	Weighted Average Maturity (WAM)	Weighted Average Life (WAL)
01-28-2017	0.5503	0.000015078	0.5500	18,650,886,878.75	1.00020	48	92
01-29-2017	0.5503	0.000015078	0.5500	18,650,886,878.75	1.00020	48	92
01-30-2017	0.5530	0.000015150	0.5500	18,879,442,171.65	1.00021	45	92
01-31-2017	0.5549	0.000015202	0.5500	19,233,835,065.75	1.00021	44	90
02-01-2017	0.5571	0.000015262	0.5500	19,710,211,516.75	1.00022	44	92
02-02-2017	0.5585	0.000015301	0.5500	19,947,107,817.10	1.00017	47	92
02-03-2017	0.5559	0.000015229	0.5500	20,154,873,184.40	1.00023	48	98
02-04-2017	0.5559	0.000015229	0.5500	20,154,873,184.40	1.00023	48	98
02-05-2017	0.5559	0.000015229	0.5800	20,154,873,184.40	1.00023	48	98
02-06-2017	0.5566	0.000015248	0.5800	20,419,407,528.95	1.00025	46	92

Monthly Performance from 11-30-2016 to 01-31-2017

As of Date	Average Monthly Rate (%)	Average Monthly Dividend Factor	Average Monthly 7 Day Rate (%)	Average Monthly Balance (\$)	Weighted Average Maturity (WAM)	Weighted Average Life (WAL)	Participants
11-30-2016	0.3987	0.000010922	0.3960	13,435,547,796.34	43	89	2380
12-31-2016	0.4570	0.000012521	0.4497	14,447,399,311.06	43	90	2382
01-31-2017	0.5385	0.000014752	0.5313	17,448,906,967.79	48	94	2388

Previous Performance Data

[Daily Performance Data January 1997 - April 2002 \(PDF\)](#)

[Monthly Performance Data January 1990 - March 2002 \(PDF\)](#)

Performance quoted represents past performance which is no guarantee of future results. Investment return will vary. The value of an investment, when redeemed, may be worth more or less than the original cost. Current performance may be lower or higher than what is stated.

An investment in the Pool is not insured or guaranteed by any government or government agency. Although the manager of the Pool seeks to preserve principal, it is possible to lose money by depositing money in the Pool.

For more complete information, see the investment policy and information statement available on this website. You should consider the investment's objectives, risks, charges, and expenses carefully before investing. Information about these and other important subjects is in the investment policy and information statement which you should read carefully before investing.

Please note that daily fund prices, dividend factors and yield information (collectively, the "Pricing Information") are posted to this web page at approximately 4:00 p.m. ET and are updated each day that the New York Stock Exchange is open for regular trading. Daily gross yields and 7 day unsubsidized net yields are updated at approximately 8:30 p.m. ET. Daily fund prices, dividend factors, and yield information are subject to normal quality control, validation, and verification after such posting, and prior to 10:00 a.m. ET the next business day, remain subject to change. Taxable Money Market Fund daily dividend factors, may include short term capital gains. Please take this into consideration when using this information.

Federated Investment Counseling

Not FDIC Insured

May Lose Value

No Bank Guarantee



Monthly Rate History

Rate History

Year: ▼

Month	Avg. Rate
JAN	0.5452%

(1) This weighted average maturity calculation uses the SEC rule 2a7 definition for stated maturity for any floating rate instruments held in the portfolio to determine the weighted average maturity for the pool. This rule specifies that a variable rate instrument to be paid in 397 calendar days or less shall be deemed to have a maturity equal to the period remaining until the next readjustment of the interest rate.

(2) This weighted average maturity calculation uses the final maturity of any floating rate instruments held in the portfolio to calculate the weighted average maturity for the pool.

(3) The yield for each date reflects a partial waiver of management fees, as provided for in the TexSTAR Information Statement.

TexSTAR Participant Services * FirstSouthwest
 1201 Elm Street, Suite 3500 * Dallas, Texas 75270 * www.texstar.org * 1-800-TEX-STAR * 214-953-8890 * FAX 214-953-8878

FUND ACCOUNT#	ACCOUNT NA		CURRENT ACTIVITY	CURRENT BALANCE
		7,545,072.63 +		
		339,608.74 +		
		38,378.17 +		
<u>CLAIM ON CASH</u>				
		241,795.31 +		
10-10001	CLAIM ON CASH	214,975.77 +) (1,582,776.87)	7,545,072.63
15-10001	CLAIM ON CASH	229,714.83 + 3	27,564.41	339,608.74
20-10001	CLAIM ON CASH	239,873.99 + 1)	46,108.78	38,378.17
21-10001	CLAIM ON CASH	44,758.53 + 7	137,617.74	241,795.31
22-10001	CLAIM ON CASH	65,057.09 + 7)	216,910.74	214,975.77
23-10001	CLAIM ON CASH	18,100.99 + 7	220,920.94	229,714.83
24-10001	CLAIM ON CASH	72,871.34 - 3 (30,284.12	239,843.99
25-10001	CLAIM ON CASH	140,531.53 + 2) (623.85)	44,758.53
26-10001	CLAIM ON CASH	12,276.54 + 3 (26,221.87) (65,057.09)
27-10001	CLAIM ON CASH	67,561.93 + 3 (587.64)	18,100.99
45-10001	CLAIM ON CASH	67,561.93 +) (71,171.34) (72,871.34)
61-10001	CLAIM ON CASH	13,014.68 + 3 (0.00	0.00
68-10001	CLAIM ON CASH	448,591.37 +) (13.70)	140,531.33
70-10001	CLAIM ON CASH	27,363.14 + 3	0.00	0.00
71-10001	CLAIM ON CASH	66,541.65 + 1	227.58)	12,276.54
74-10001	CLAIM ON CASH	35,581.24 + 3	0.00	67,561.93
75-10001	CLAIM ON CASH	2,882.54 + 1	228.31	13,014.68
81-10001	CLAIM ON CASH	82,270.45 + 1	5,427.24	448,591.37
82-10001	CLAIM ON CASH	58,025.21 + 1	817.31	27,363.14
83-10001	CLAIM ON CASH	445,235.72 + 1	117.49)	66,541.65
84-10001	CLAIM ON CASH	13,044.32 + 1	490.00	33,581.24
85-10001	CLAIM ON CASH	39,791.78 + 1	151.39	2,882.54
86-10001	CLAIM ON CASH	853,753.57 + 1 (860.00	82,270.45
87-10001	CLAIM ON CASH	74,287.80 + 1	781.53	58,025.21
88-10001	CLAIM ON CASH	516,474.53 + 1	13,810.00	445,235.72
89-10001	CLAIM ON CASH	2,323.14 + 1	1,341.71	13,044.32
91-10001	CLAIM ON CASH	0.00 + 1 (522.00)	39,791.78
95-10001	CLAIM ON CASH	0.00 + 1	516,474.53	853,753.57
96-10001	CLAIM ON CASH	0.00 + 1	2,323.14	74,287.80
97-10001	CLAIM ON CASH	0.00 + 1	0.00	0.00
TOTAL CLAIM ON CASH		11,153,103.80 * (460,150.45)	11,153,073.80 ✓

<u>CASH IN BANK - POOLED CASH</u>				
		11,153,103.80 +		
		11,153,073.80 -		
99-10000	PAYROLL CASH	002	0.00	9,145.68
99-10001	GENERAL OPERATING	30.00 *	(460,150.45)	11,143,928.12
SUBTOTAL CASH IN BANK - POC			(460,150.45)	11,153,073.80

<u>WAGES PAYABLE</u>				
99-21000	WAGES PAYABLE		0.00	0.00
SUBTOTAL WAGES PAYABLE			0.00	0.00

TOTAL CASH IN BANK - POOLED C		003	(460,150.45)	11,153,073.80
		11,153,073.80 *		
		11,153,073.80 +		
		11,153,073.80 -		
		0.00 *		

BALANCE SHEET

AS OF: JANUARY 31ST, 2017

40 -LONG TERM DEBT ACCT GROUP

ACCOUNT#	TITLE		
ASSETS			
=====			
19110	PRINC. STATE COMPTROLLER	0.00	
19603	2015 TAX NOTES	0.00	
19604	SERIES 2015 REFUND. BONDS	0.00	
19605	2005 REFUNDING BOND	0.00	
19716	PRIN. COMPTR. UPGRADE 08	0.00	
19720	AMT. TO BE PROVIDED FOR COMPEN	0.00	
19722	PHASE II - JOHNSON CONTROLS	0.00	
19723	PCT 2 RECLAIMER	<u>0.00</u>	
			<u>0.00</u>
TOTAL ASSETS			0.00
=====			
LIABILITIES			
=====			
27110	RESERVE STATE COMPTROLLER	842,230.19	
27111	RESERVE STATE COMPTROLLER II	201,270.82	
27603	2015 TAX NOTES	1,995,000.00	
27604	SERIES 2015 REFUND. BONDS	2,985,000.00	
27605	2005 G.O. REFUNDING BOND	0.00	
27695	BOND PREMIUM PAYABLE	43,592.41	
27716	RESERV. COMPTR. UPGRADE 08	0.00	
27720	LIABILITY FOR COMPENSATED ABSE	406,120.00	
27722	PHASE II - JOHNSON CONTROLS	0.00	
27723	PCT 2 EQUIPMENT BB&T	286,490.13	
27724	PCT 2 EQUIPMENT SPFC	204,109.96	
27725	PCT 3 EQUIPMENT SPFC	344,877.94	
27805	OPEB PENSION LIABILITY	<u>5,213,720.00</u>	
TOTAL LIABILITIES			<u>12,522,411.45</u> ✓
EQUITY			
=====			
33000	Unreserved Fund Balance	(<u>12,522,411.45</u>)	
TOTAL BEGINNING EQUITY			(12,522,411.45)
TOTAL EQUITY & REV. OVER/(UNDER) EXP.			(<u>12,522,411.45</u>)
TOTAL LIABILITIES, EQUITY & REV.OVER/(UNDER) EXP.			0.00
=====			