

14,569

**Delores Shelton, CIO, CCT
Hunt County Treasurer**

FY 11: Monthly Report, February 2017

FILED FOR RECORD
at 11:50 o'clock a M

MAR 28 2017

JENNIFER LINDENZWEIG
County Clerk, Hunt County, TX
By *Jennifer Lindenzweig*

The Treasurers' Monthly Report includes money received and disbursed as well as funds invested and debt due by Hunt County. The Treasurer's Books and the Auditor's General Ledger agree. The Bank Statements have been reconciled and approved by the County Auditor.

This affidavit must state the amount of cash and other assets that are in the custody of the county treasurer at the time of the examination. (LGC 114.026) **Month End Balance: \$32,766,531.77**

Therefore, Delores Shelton, County Treasurer of Hunt County, Texas, who being fully sworn, upon oath says that the within and foregoing report is true and correct to the best of her knowledge.

This report will be filed with accompanying reports this 28 day of March, 2017.

Delores Shelton
Delores Shelton, Hunt County Treasurer

Commissioners' Court having compared and examined the Treasurer's Report as presented and subject to independent auditor's review, certify the report to be correct and therefore request it be filed with the official minutes of this meeting. LGC 114.026(c)

John L. Horn
John L. Horn, Hunt County Judge

Eric Evans
Eric Evans, Comm., Pct #1

Tod McMahan
Tod McMahan, Comm., Pct #2

Phillip A. Martin
Phillip Martin, Comm., Pct #3

absent
Jim Latham, Comm., Pct #4



**Hunt County Treasurer
Monthly Report
January 2017**

Hunt County Funds	Beginning Balance	Money Received	Money Disbursed	Transfer In/Out Investment	Month End Balance
10-GENERAL	7,545,072.63	6,230,501.80	-5,373,955.40	0.00	8,401,619.03
10-TexPool Investment	7,217,217.77	3,295.00	0.00	1,000,000.00	8,220,512.77
10-TexStar Investment	2,221,959.19	1,338.53	0.00	2,000,000.00	4,223,297.72
10-InWood Nat'l Bank CD	566,280.10	601.19	0.00	0.00	566,881.29
10-InWood Nat'l Bank CD-2	507,885.08	539.20	0.00	0.00	508,424.28
10-TexPool Investment,Jail	3,160,604.52	1,355.43	0.00	0.00	3,161,959.95
10-General Fund Totals:	21,219,019.29	6,237,631.15	-5,373,955.40	3,000,000.00	25,082,695.04
15-Exchange Bldg	339,608.74	48,625.35	-22,721.93		365,512.16
20-Law Library	38,378.17	4,235.00	-9,878.87		32,734.30
21-R&B #1	241,795.31	364,934.32	-134,856.68	-400,000.00	71,872.95
21-R&B #1, TexPool Invest	721,409.80	389.33	0.00	400,000.00	1,121,799.13
21-R&B #1 Fund Totals:	963,205.11	365,323.65	-134,856.68	0.00	1,193,672.08
22-R&B #2	214,975.77	351,422.95	-148,306.02	-350,000.00	68,092.70
22-R&B #2, TexPool Invest	775,829.93	402.69	0.00	350,000.00	1,126,232.62
22-R&B #2 Fund Totals:	990,805.70	351,825.64	-148,306.02	0.00	1,194,325.32
23-R&B #3	229,714.83	355,519.47	-134,847.78	-400,000.00	50,386.52
23-R&B #3, TexPool Invest	569,920.24	324.35	0.00	400,000.00	970,244.59
23-R&B #3 Fund Totals:	799,635.07	355,843.82	-134,847.78	0.00	1,020,631.11
24-R&B #4	239,843.99	352,393.56	-128,483.63	-400,000.00	63,753.92
24-R&B #4, TexPool Invest	926,237.89	477.14	0.00	400,000.00	1,326,715.03
24-R&B #4 Fund Totals:	1,166,081.88	352,870.70	-128,483.63	0.00	1,390,468.95
25-Health Private	44,758.53	3,308.84	-3,195.61		44,871.76
26-State Health Services	-65,057.09	41,769.62	-30,041.12		-53,328.59
27-Hunt County Grants	18,100.99	32,909.07	-94,030.43		-43,020.37
45-Capital Improvement	-72,871.34	0.00	-47,058.75		-119,930.09
68-JP, DDC Fee Fund	140,531.33	830.46	-652.62		140,709.17
71-DC Record Managmnt	12,276.54	421.45	-610.28		12,087.71
70-Voter Admin 19	0.00	0.00	0.00		0.00
74-Elections Special	67,561.93	0.00	0.00		67,561.93
75-CA-DWI	13,014.68	228.95	0.00		13,243.63
81-CC Rec Mgt Preservatic	448,591.37	15,994.19	-329.95		464,255.61
82-Courthouse Security	27,363.14	3,754.78	-1,370.67		29,747.25
83-Justice Court Sec.	66,541.65	492.44	-523.36		66,510.73

**Hunt County Treasurer
Monthly Report
January 2017**

Hunt County Funds	Beginning Balance	Money Received	Money Disbursed	Transfer In/Out Investment	Month End Balance
84-District Clerk Archive	33,581.24	570.00	0.00		34,151.24
85-Co & District Court Technol	2,882.54	198.92	-599.00		2,482.46
86-County Record Preserv	82,270.45	1,200.00	0.00		83,470.45
87-Justice Court Technolo	58,025.21	1,954.04	-1,576.38		58,402.87
88-County Clerk Archive	445,235.72	13,730.00	0.00		458,965.72
89-County Record Mgt Pre	13,044.32	1,694.08	0.00		14,738.40
91-LEOSE	39,791.78	0.00	0.00		39,791.78
95-Juv Prob. Center Fnd	853,753.57	662.16	-33,336.54		821,079.19
96-Juv Prob "A-Z" Grant	74,287.80	60,813.80	-52,253.45		82,848.15
<hr/>					
50-Debt Service (I&S)	569,765.69	267,592.81	-1,072,375.08	350,000.00	114,983.42
50-Debt Service TexPool Ir	493,670.08	125.63	0.00	-350,000.00	143,795.71
50-Debt Service Fund Tota	1,063,435.77	267,718.44	-1,072,375.08	0.00	258,779.13
<hr/>					
61-Right of Way FundTxPoc	9,070.76	3.92	0.00		9,074.68
Total of Funds:	28,892,924.85	8,164,610.47	-7,291,003.55	0.00	32,766,531.77
*Year end adjustment					

HUNT COUNTY DEBT

	Mo. Beginning	Payment	Balance Due
Reserve State Comptroller	842,230.19	-1,888.23	840,341.96
Reserve St Comptroller II	201,270.82	-2,960.00	198,310.82
2015 Tax Notes	1,995,000.00	0.00	1,995,000.00
Series 2015 Refund Bonds	2,985,000.00	0.00	2,985,000.00
Bond Premium Payable	43,592.41	0.00	43,592.41
Liability Comp Absence	406,120.00	0.00	406,120.00
R&B 2 Equipmnt BB&T	286,490.13	-12,321.42	274,168.71
R&B 2 Equipmnt SPFC	204,109.96	-8,749.71	195,360.25
R&B 3 Equipmnt SPFC	344,877.94	-7,100.07	337,777.87
OPEB Pension Liability	5,213,720.00	0.00	5,213,720.00
Totals:	12,522,411.45	-33,019.43	12,489,392.02

HUNT COUNTY, TEXAS
 POOLED CASH REPORT (FUND 99)
 AS OF: FEBRUARY 28TH, 2017

		0 • C		BEGINNING	CURRENT	CURRENT
FUND ACCOUNT		0 • C		BALANCE	ACTIVITY	BALANCE
<u>CLAIM ON CASH</u>						
	8,401,619.03	+				
10-10001 CLA	365,512.16	+		7,545,072.63	856,546.40	8,401,619.03
15-10001 CLA				339,608.74	25,903.42	365,512.16
20-10001 CLA	32,734.30	+		38,378.17	(5,643.87)	32,734.30
21-10001 CLA	71,872.95	+		241,795.31	(169,922.36)	71,872.95
22-10001 CLA	68,092.70	+		214,975.77	(146,883.07)	68,092.70
23-10001 CLA	50,386.52	+		229,714.83	(179,328.31)	50,386.52
24-10001 CLA	63,753.92	+		239,843.99	(176,090.07)	63,753.92
25-10001 CLA	63,753.92	+		44,758.53	113.23	44,871.76
26-10001 CLA	44,871.76	+	(65,057.09)	11,728.50	(53,285.59)
27-10001 CLA	53,328.59	-		18,100.99	(61,121.36)	(43,020.37)
45-10001 CLA	45,020.37	-	(72,871.34)	(47,058.75)	(119,930.09)
61-10001 CLA				0.00	0.00	0.00
68-10001 CLA	119,930.09	-		140,531.33	177.84	140,709.17
70-10001 CLA	140,709.17	+		0.00	0.00	0.00
71-10001 CLA	12,087.71	+		12,276.54	(188.83)	12,087.71
74-10001 CLA	67,561.93	+		67,561.93	0.00	67,561.93
75-10001 CLA	13,243.63	+		13,014.68	228.95	13,243.63
81-10001 CLA	448,591.37	+		448,591.37	15,664.24	464,255.61
82-10001 CLA	464,255.61	+		27,363.14	2,384.11	29,747.25
83-10001 CLA	29,747.25	+		66,541.65	(30.92)	66,510.73
84-10001 CLA	66,510.73	+		33,581.24	570.00	34,151.24
85-10001 CLA	2,482.46	+		2,882.54	(400.08)	2,482.46
86-10001 CLA	83,470.45	+		82,270.45	1,200.00	83,470.45
87-10001 CLA	58,402.87	+		58,025.21	377.66	58,402.87
88-10001 CLA	458,965.72	+		445,235.72	13,730.00	458,965.72
89-10001 CLA	14,738.40	+		13,044.32	1,694.08	14,738.40
91-10001 CLA	39,791.78	+		39,791.78	0.00	39,791.78
95-10001 CLA	821,079.19	+		853,753.57	(32,674.38)	821,079.19
96-10001 CLA	82,848.15	+		74,287.80	8,560.35	82,848.15
97-10001 CLA	0.00	+		0.00	0.00	0.00
TOTAL CLAIM O	821,079.19	+		11,153,073.80	119,536.78	11,272,610.58
	82,848.15	+				
<u>CASH IN BANK 027</u>						
99-10000 P	11,272,610.58	*		9,145.68	0.00	9,145.68
99-10001 G				11,143,928.12	119,536.78	11,263,464.90
SUBTOTAL CA	11,272,610.58	+		11,153,073.80	119,536.78	11,272,610.58
	11,272,610.58	-				
<u>WAGES PAYAB 002</u>						
99-21000 W	0.00	*		0.00	0.00	0.00
SUBTOTAL WAGES PAYABLE	0.00			0.00	0.00	0.00
TOTAL CASH IN BANK - POOLED CASH				11,153,073.80	119,536.78	11,272,610.58

BALANCE SHEET

AS OF: FEBRUARY 28TH, 2017

40 -LONG TERM DEBT ACCT GROUP

ACCOUNT# TITLE

ASSETS

=====

19110	PRINC. STATE COMPTROLLER	0.00	
19603	2015 TAX NOTES	0.00	
19604	SERIES 2015 REFUND. BONDS	0.00	
19605	2005 REFUNDING BOND	0.00	
19716	PRIN. COMPTR. UPGRADE 08	0.00	
19720	AMT. TO BE PROVIDED FOR COMPEN	0.00	
19722	PHASE II - JOHNSON CONTROLS	0.00	
19723	PCT 2 RECLAIMER	<u>0.00</u>	
			<u>0.00</u>

TOTAL ASSETS 0.00

=====

LIABILITIES

=====

27110	RESERVE STATE COMPTROLLER	840,341.96	
27111	RESERVE STATE COMPTROLLER II	198,310.82	
27603	2015 TAX NOTES	1,995,000.00	
27604	SERIES 2015 REFUND. BONDS	2,985,000.00	
27605	2005 G.O. REFUNDING BOND	0.00	
27695	BOND PREMIUM PAYABLE	43,592.41	
27716	RESERV. COMPTR. UPGRADE 08	0.00	
27720	LIABILITY FOR COMPENSATED ABSE	406,120.00	
27722	PHASE II - JOHNSON CONTROLS	0.00	
27723	PCT 2 EQUIPMENT BB&T	274,168.71	
27724	PCT 2 EQUIPMENT SPFC	195,360.25	
27725	PCT 3 EQUIPMENT SPFC	337,777.87	
27805	OPEB PENSION LIABILITY	<u>5,213,720.00</u>	
	TOTAL LIABILITIES		<u>12,489,392.02</u>

EQUITY

=====

33000	Unreserved Fund Balance	(<u>12,489,392.02</u>)	
	TOTAL BEGINNING EQUITY	(12,489,392.02)	
	TOTAL EQUITY & REV. OVER/(UNDER) EXP.	(<u>12,489,392.02</u>)	

TOTAL LIABILITIES, EQUITY & REV.OVER/(UNDER) EXP. 0.00

=====



HUNT COUNTY
 ATTN DELORES SHELTON
 PO BOX 1097
 GREENVILLE TX 75403-1097

MONTHLY STATEMENT OF ACCOUNT

ACCOUNT: 1161011110

ACCOUNT NAME: GENERAL OPERATING

STATEMENT PERIOD: 02/01/2017 - 02/28/2017

TEXSTAR MONTHLY SUMMARY: THE AVERAGE MONTHLY RATE WAS 0.5533%. THE AVERAGE WEIGHTED AVERAGE MATURITY WAS 48 DAYS AND THE NET ASSET VALUE FOR 2/28/17 WAS 1.000226.

MONTHLY ACTIVITY DETAIL				
TRANSACTION DATE	DESCRIPTION	CONFIRMATION NUMBER	TRANSACTION AMOUNT	BALANCE
	BEGINNING BALANCE			2,221,959.19
02/16/2017	ACH DEPOSIT	6093248	2,000,000.00	4,221,959.19
02/28/2017	MONTHLY POSTING	9999888	1,338.53	4,223,297.72
	ENDING BALANCE			4,223,297.72

MONTHLY ACCOUNT SUMMARY	
BEGINNING BALANCE	2,221,959.19
TOTAL DEPOSITS	2,000,000.00
TOTAL WITHDRAWALS	0.00
TOTAL INTEREST	1,338.53
ENDING BALANCE	4,223,297.72
AVERAGE BALANCE	3,150,530.62

ACTIVITY SUMMARY (YEAR-TO-DATE)			
ACCOUNT NAME	DEPOSITS	WITHDRAWALS	INTEREST
GENERAL OPERATING	3,000,000.00	0.00	1,934.11

IF YOU HAVE ANY QUESTIONS, PLEASE CONTACT TEXSTAR PARTICIPANT SERVICES AT 1-800-839-7827.

TexPool Participant Services
 C/O Federated Investors Inc.
 1001 Texas Avenue, Suite 1400
 Houston, TX 77002



Participant Statement

HUNT COUNTY
 GENERAL FUND
 ATTN DELORES SHELTON
 PO BOX 1097
 GREENVILLE TX 75403-1097

Statement Period 02/01/2017 - 02/28/2017

Page 1 of 2

Customer Service 1-866-TEX-POOL
Location ID 000077789
Investor ID 000007125

TexPool Update

It's spring cleaning time! Review a current listing of your authorized representatives and contact information by requesting an Account Information Report from TexConnect or the TexPool Participant Services team. If any of your information has changed, be sure to submit the proper maintenance form, found under Account Documents, so that our records may be updated.

TexPool Summary

Pool Name	Beginning Balance	Total Deposits	Total Withdrawals	Total Interest	Current Balance	Average Balance
Texas Local Government Investment Pool	\$7,217,217.77	\$1,000,000.00	\$0.00	\$3,295.00	\$8,220,512.77	\$7,717,335.45
Total Dollar Value	\$7,217,217.77	\$1,000,000.00	\$0.00	\$3,295.00	\$8,220,512.77	

Portfolio Value

Pool Name	Pool/Account	Market Value (02/01/2017)	Share Price (02/28/2017)	Shares Owned (02/28/2017)	Market Value (02/28/2017)
Texas Local Government Investment Pool	449/1160200004	\$7,217,217.77	\$1.00	8,220,512.770	\$8,220,512.77
Total Dollar Value		\$7,217,217.77			\$8,220,512.77

Interest Summary

Pool Name	Pool/Account	Month-to-Date Interest	Year-to-Date Interest
Texas Local Government Investment Pool	449/1160200004	\$3,295.00	\$5,207.09
Total		\$3,295.00	\$5,207.09

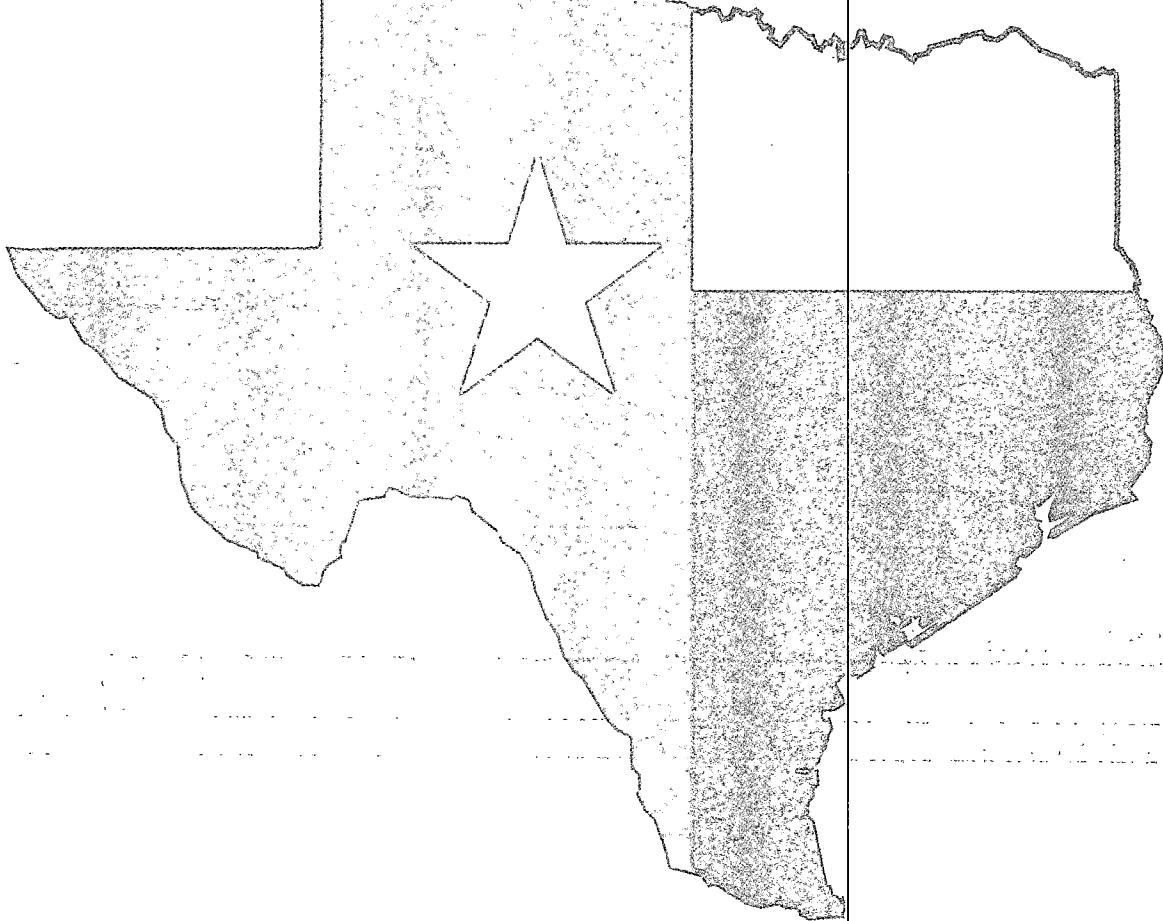
Transaction Detail

Texas Local Government Investment Pool

Participant: HUNT COUNTY

Pool/Account: 449/1160200004

Transaction Date	Settlement Date	Transaction Description	Transaction Dollar Amount	Share Price	Shares This Transaction	Shares Owned
02/01/2017	02/01/2017	BEGINNING BALANCE	\$7,217,217.77	\$1.00		7,217,217.770
02/15/2017	02/16/2017	ACH DEPOSIT	\$1,000,000.00	\$1.00	1,000,000.000	8,217,217.770
02/28/2017	02/28/2017	MONTHLY POSTING	\$3,295.00	\$1.00	3,295.000	8,220,512.770
Account Value as of 02/28/2017			\$8,220,512.77	\$1.00		8,220,512.770



TexPool Participant Services
 C/O Federated Investors Inc.
 1001 Texas Avenue, Suite 1400
 Houston, TX 77002



Participant Statement

HUNT COUNTY
 ROAD & BRIDGE #1
 ATTN DELORES SHELTON
 PO BOX 1097
 GREENVILLE TX 75403-1097

Statement Period **02/01/2017 - 02/28/2017**

Page 1 of 2

Customer Service **1-866-TEX-POOL**
 Location ID **000077789**
 Investor ID **000011918**

TexPool Update

It's spring cleaning time! Review a current listing of your authorized representatives and contact information by requesting an Account Information Report from TexConnect or the TexPool Participant Services team. If any of your information has changed, be sure to submit the proper maintenance form, found under Account Documents, so that our records may be updated.

TexPool Summary

Pool Name	Beginning Balance	Total Deposits	Total Withdrawals	Total Interest	Current Balance	Average Balance
Texas Local Government Investment Pool	\$721,409.80	\$400,000.00	\$0.00	\$389.33	\$1,121,799.13	\$921,423.70
Total Dollar Value	\$721,409.80	\$400,000.00	\$0.00	\$389.33	\$1,121,799.13	

Portfolio Value

Pool Name	Pool/Account	Market Value (02/01/2017)	Share Price (02/28/2017)	Shares Owned (02/28/2017)	Market Value (02/28/2017)
Texas Local Government Investment Pool	449/1160200007	\$721,409.80	\$1.00	1,121,799.13	\$1,121,799.13
Total Dollar Value		\$721,409.80			\$1,121,799.13

Interest Summary

Pool Name	Pool/Account	Month-to-Date Interest	Year-to-Date Interest
Texas Local Government Investment Pool	449/1160200007	\$389.33	\$652.39
Total		\$389.33	\$652.39



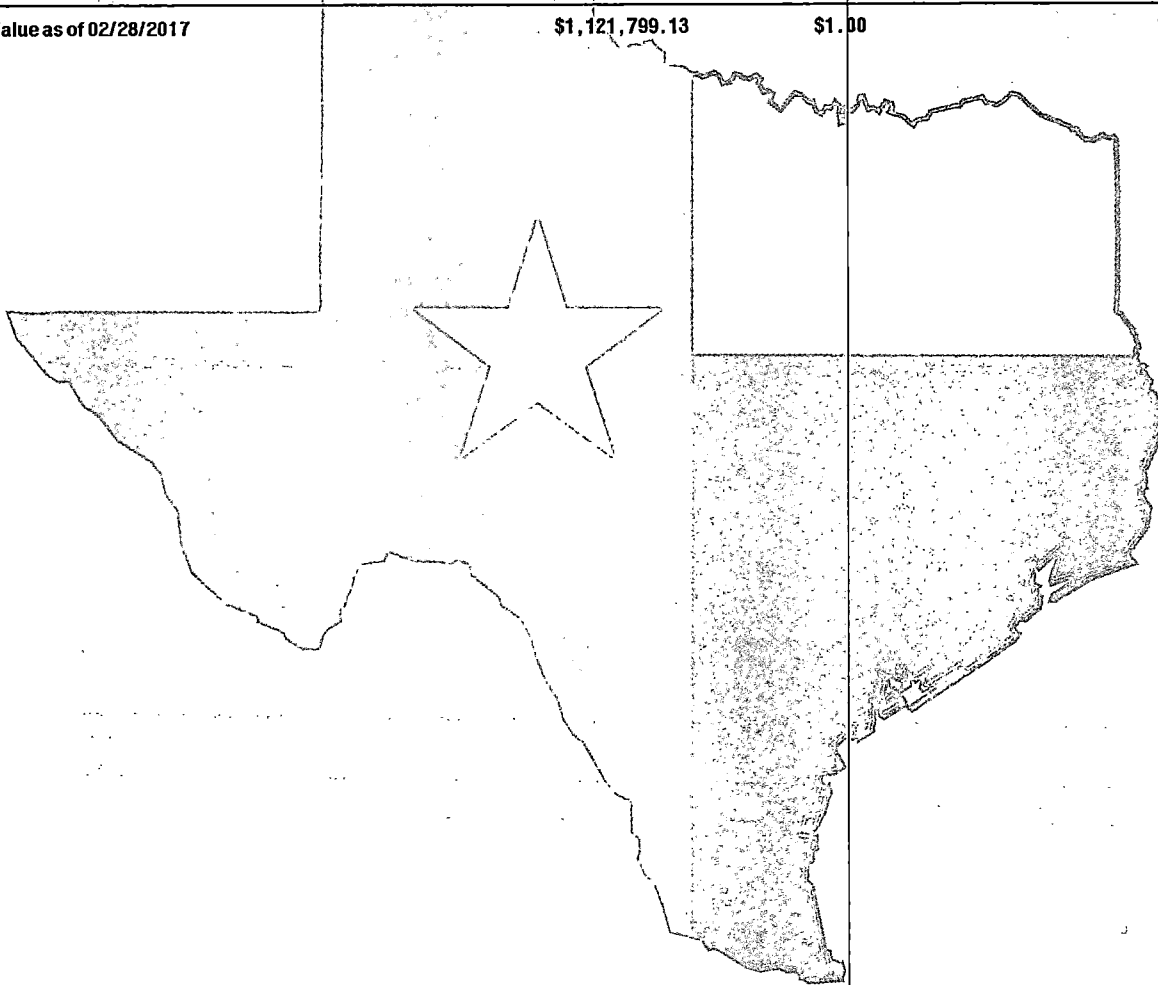
Transaction Detail

Texas Local Government Investment Pool

Participant: HUNT COUNTY

Pool/Account: 449/1160200007

Transaction Date	Settlement Date	Transaction Description	Transaction Dollar Amount	Share Price	Shares This Transaction	Shares Owned
02/01/2017	02/01/2017	BEGINNING BALANCE	\$721,409.80	\$1.00		721,409.800
02/15/2017	02/16/2017	ACH DEPOSIT	\$400,000.00	\$1.00	400,000.000	1,121,409.800
02/28/2017	02/28/2017	MONTHLY POSTING	\$389.33	\$1.00	389.330	1,121,799.130
Account Value as of 02/28/2017			\$1,121,799.13	\$1.00		1,121,799.130



TexPool Participant Services
 C/O Federated Investors Inc.
 1001 Texas Avenue, Suite 1400
 Houston, TX 77002



Participant Statement

HUNT COUNTY
 ROAD & BRIDGE #2
 ATTN DELORES SHELTON
 PO BOX 1097
 GREENVILLE TX 75403-1097

Statement Period **02/01/2017 - 02/28/2017**

Page 1 of 2

Customer Service **1-866-TEX-POOL**
 Location ID **000077789**
 Investor ID **000011919**

TexPool Update

It's spring cleaning time! Review a current listing of your authorized representatives and contact information by requesting an Account Information Report from TexConnect or the TexPool Participant Services team. If any of your information has changed, be sure to submit the proper maintenance form, found under Account Documents, so that our records may be updated.

TexPool Summary

Pool Name	Beginning Balance	Total Deposits	Total Withdrawals	Total Interest	Current Balance	Average Balance
Texas Local Government Investment Pool	\$775,829.93	\$350,000.00	\$0.00	\$402.69	\$1,126,232.62	\$950,844.31
Total Dollar Value	\$775,829.93	\$350,000.00	\$0.00	\$402.69	\$1,126,232.62	

Portfolio Value

Pool Name	Pool/Account	Market Value (02/01/2017)	Share Price (02/28/2017)	Shares Owned (02/28/2017)	Market Value (02/28/2017)
Texas Local Government Investment Pool	449/1160200008	\$775,829.93	\$1.00	1,126,232.620	\$1,126,232.62
Total Dollar Value		\$775,829.93			\$1,126,232.62

Interest Summary

Pool Name	Pool/Account	Month-to-Date Interest	Year-to-Date Interest
Texas Local Government Investment Pool	449/1160200008	\$402.69	\$669.62
Total		\$402.69	\$669.62

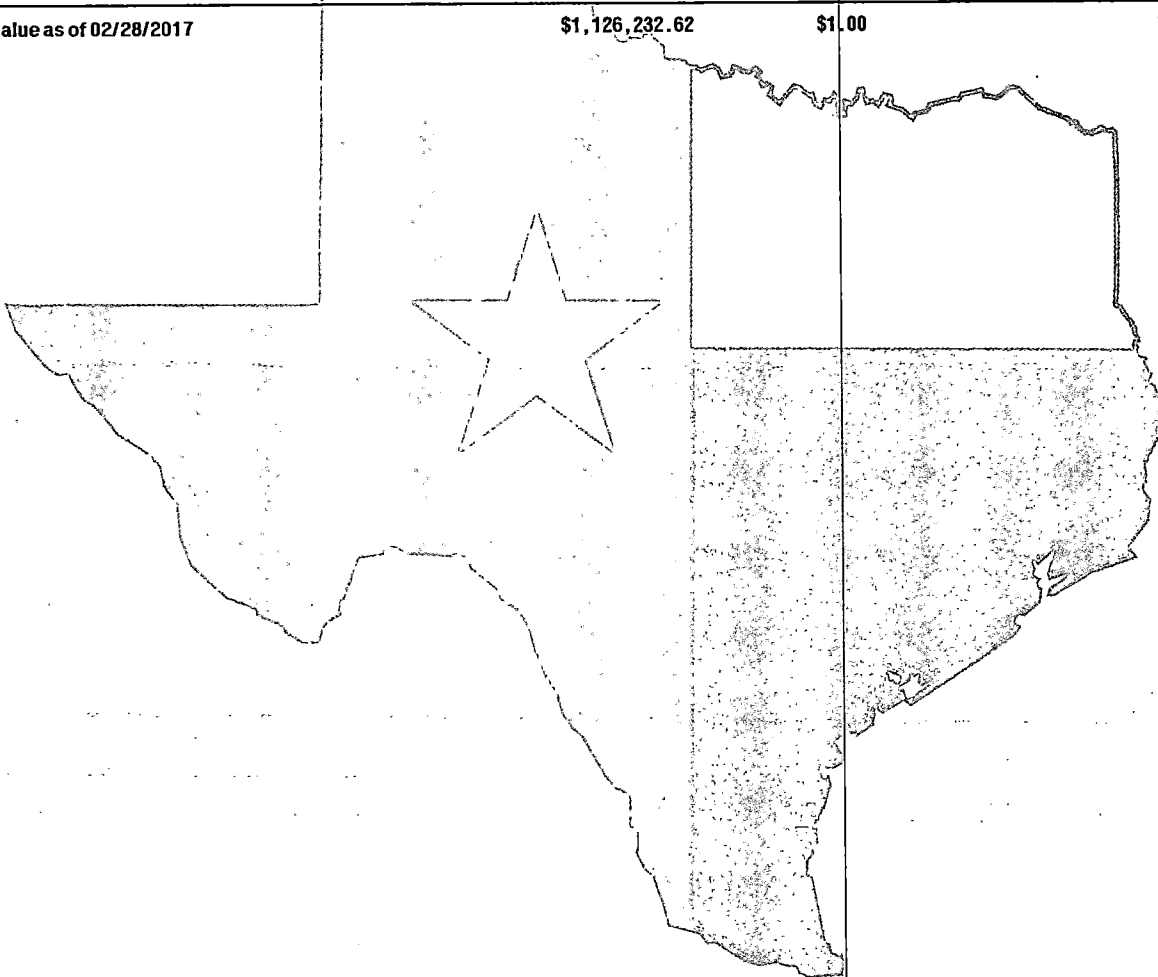
Transaction Detail

Texas Local Government Investment Pool

Participant: HUNT COUNTY

Pool/Account: 449/1160200008

Transaction Date	Settlement Date	Transaction Description	Transaction Dollar Amount	Share Price	Shares This Transaction	Shares Owned
02/01/2017	02/01/2017	BEGINNING BALANCE	\$775,829.93	\$1.00		775,829.930
02/15/2017	02/16/2017	ACH DEPOSIT	\$350,000.00	\$1.00	350,000.000	1,125,829.930
02/28/2017	02/28/2017	MONTHLY POSTING	\$402.69	\$1.00	402.690	1,126,232.620
Account Value as of 02/28/2017			\$1,126,232.62	\$1.00		1,126,232.620



TexPool Participant Services
 C/O Federated Investors Inc.
 1001 Texas Avenue, Suite 1400
 Houston, TX 77002



Participant Statement

HUNT COUNTY
 ROAD & BRIDGE #3
 ATTN DELORES SHELTON
 PO BOX 1097
 GREENVILLE TX 75403-1097

Statement Period **02/01/2017 - 02/28/2017**

Page 1 of 2

Customer Service **1-866-TEX-POOL**
 Location ID **000077789**
 Investor ID **000011920**

TexPool Update

It's spring cleaning time! Review a current listing of your authorized representatives and contact information by requesting an Account Information Report from TexConnect or the TexPool Participant Services team. If any of your information has changed, be sure to submit the proper maintenance form, found under Account Documents, so that our records may be updated.

TexPool Summary

Pool Name	Beginning Balance	Total Deposits	Total Withdrawals	Total Interest	Current Balance	Average Balance
Texas Local Government Investment Pool	\$569,920.24	\$400,000.00	\$0.00	\$324.35	\$970,244.59	\$769,931.82
Total Dollar Value	\$569,920.24	\$400,000.00	\$0.00	\$324.35	\$970,244.59	

Portfolio Value

Pool Name	Pool/Account	Market Value (02/01/2017)	Share Price (02/28/2017)	Shares Owned (02/28/2017)	Market Value (02/28/2017)
Texas Local Government Investment Pool	449/1160200009	\$569,920.24	\$1.00	970,244.590	\$970,244.59
Total Dollar Value		\$569,920.24			\$970,244.59

Interest Summary

Pool Name	Pool/Account	Month-to-Date Interest	Year-to-Date Interest
Texas Local Government Investment Pool	449/1160200009	\$324.35	\$504.15
Total		\$324.35	\$504.15



TexPool Participant Services
 C/O Federated Investors Inc.
 1001 Texas Avenue, Suite 1400
 Houston, TX 77002

Statement Period 02/01/2017 - 02/28/2017

Page 2 of 2

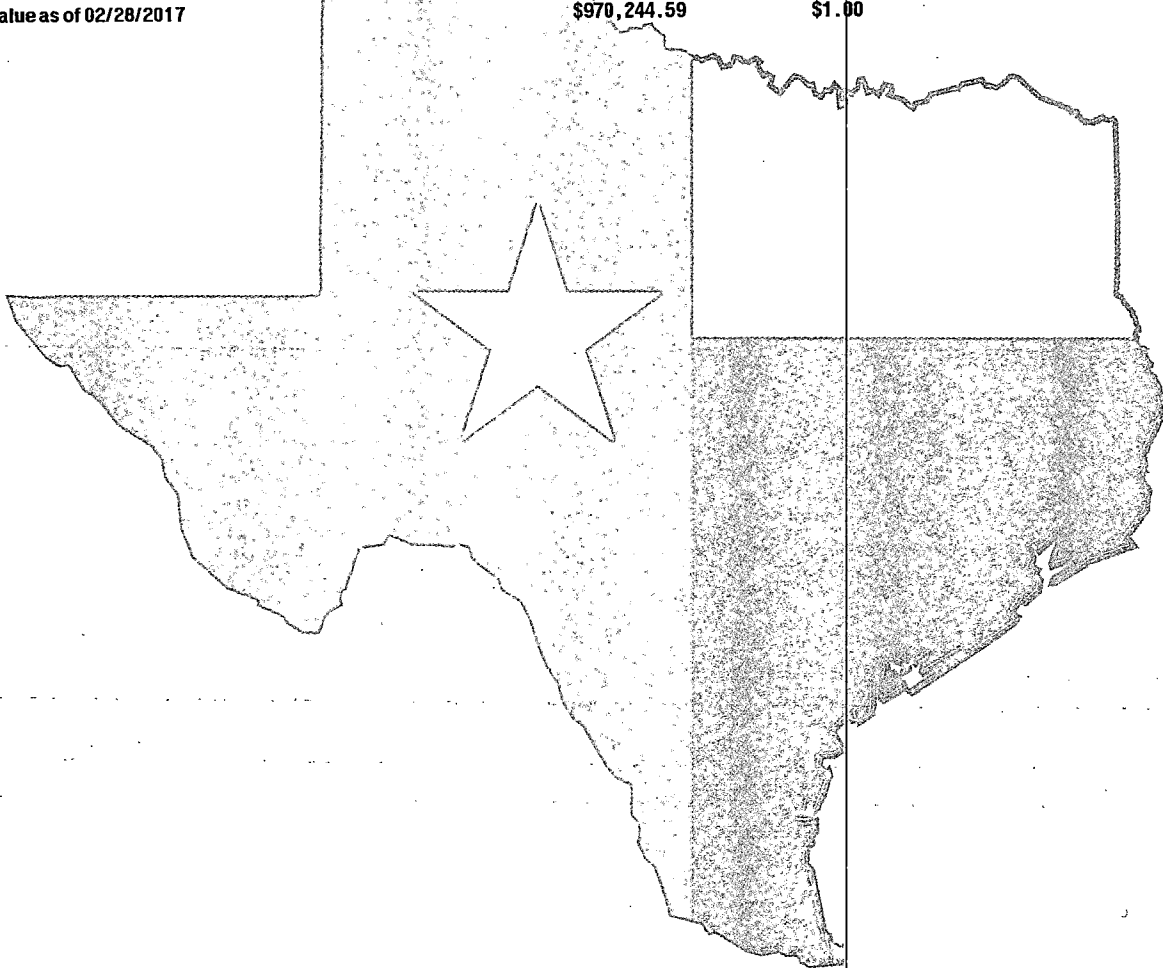
Transaction Detail

Texas Local Government Investment Pool

Participant: HUNT COUNTY

Pool/Account: 449/1160200009

Transaction Date	Settlement Date	Transaction Description	Transaction Dollar Amount	Share Price	Shares This Transaction	Shares Owned
02/01/2017	02/01/2017	BEGINNING BALANCE	\$569,920.24	\$1.00		569,920.240
02/15/2017	02/16/2017	ACH DEPOSIT	\$400,000.00	\$1.00	400,000.000	969,920.240
02/28/2017	02/28/2017	MONTHLY POSTING	\$324.35	\$1.00	324.350	970,244.590
Account Value as of 02/28/2017			\$970,244.59	\$1.00		970,244.590



TexPool Participant Services
 C/O Federated Investors Inc.
 1001 Texas Avenue, Suite 1400
 Houston, TX 77002



TEXAS TRUST
 TEXAS TREASURY SAFEKEEPING TRUST COMPANY
 COMPTROLLER GLENN HEGAR, CHAIRMAN

Participant Statement

HUNT COUNTY
 ROAD & BRIDGE #4
 ATTN DELORES SHELTON
 PO BOX 1097
 GREENVILLE TX 75403-1097

Statement Period 02/01/2017 - 02/28/2017

Page 1 of 2

Customer Service 1-866-TEX-POOL
Location ID 000077789
Investor ID 000011921

TexPool Update

It's spring cleaning time! Review a current listing of your authorized representatives and contact information by requesting an Account Information Report from TexConnect or the TexPool Participant Services team. If any of your information has changed, be sure to submit the proper maintenance form, found under Account Documents, so that our records may be updated.

TexPool Summary

Pool Name	Beginning Balance	Total Deposits	Total Withdrawals	Total Interest	Current Balance	Average Balance
Texas Local Government Investment Pool	\$926,237.89	\$400,000.00	\$0.00	\$477.14	\$1,326,715.03	\$1,126,254.93
Total Dollar Value	\$926,237.89	\$400,000.00	\$0.00	\$477.14	\$1,326,715.03	

Portfolio Value

Pool Name	Pool/Account	Market Value (02/01/2017)	Share Price (02/28/2017)	Shares Owned (02/28/2017)	Market Value (02/28/2017)
Texas Local Government Investment Pool	449/1160200010	\$926,237.89	\$1.00	1,326,715.030	\$1,326,715.03
Total Dollar Value		\$926,237.89			\$1,326,715.03

Interest Summary

Pool Name	Pool/Account	Month-to-Date Interest	Year-to-Date Interest
Texas Local Government Investment Pool	449/1160200010	\$477.14	\$832.31
Total		\$477.14	\$832.31



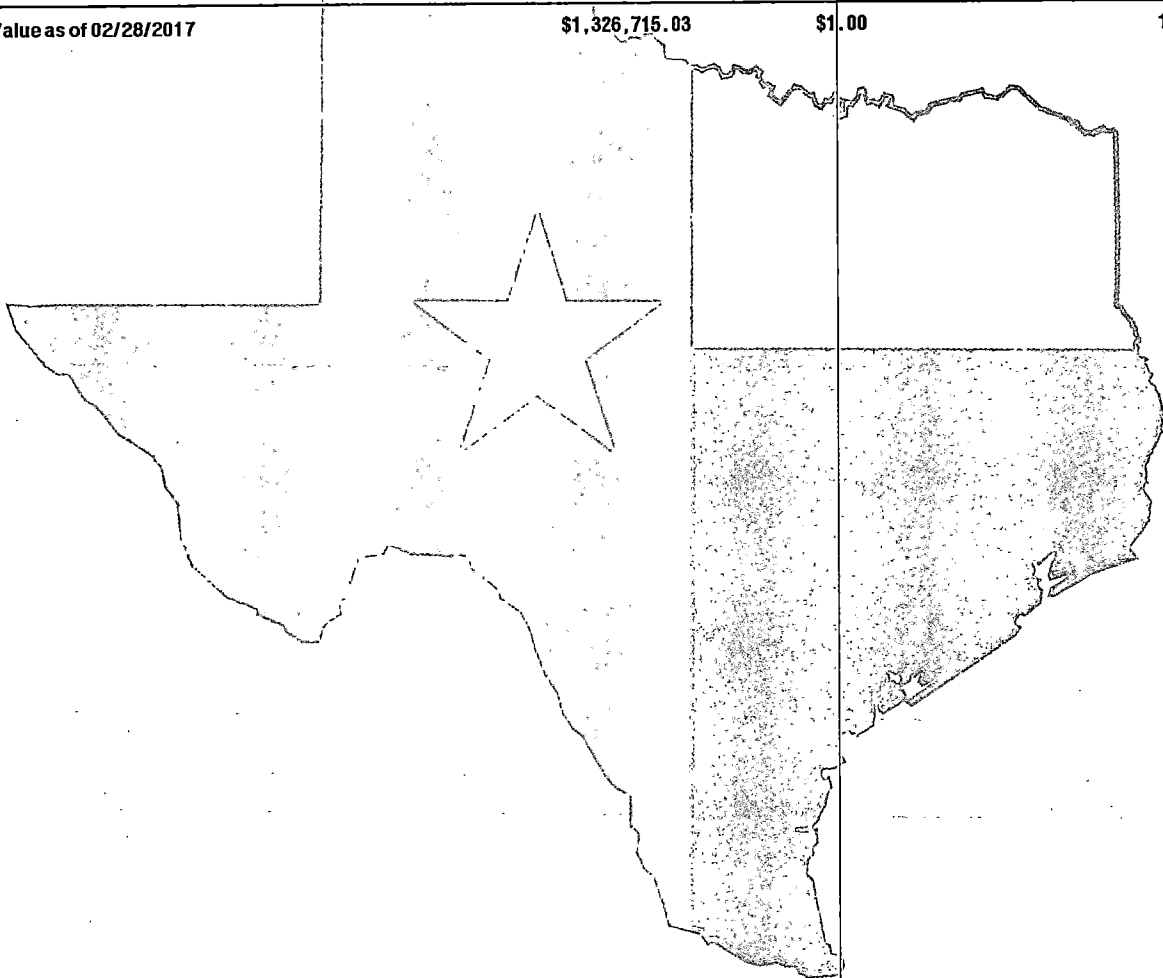
Transaction Detail

Texas Local Government Investment Pool

Participant: HUNT COUNTY

Pool/Account: 449/1160200010

Transaction Date	Settlement Date	Transaction Description	Transaction Dollar Amount	Share Price	Shares This Transaction	Shares Owned
02/01/2017	02/01/2017	BEGINNING BALANCE	\$926,237.89	\$1.00		926,237.890
02/15/2017	02/16/2017	ACH DEPOSIT	\$400,000.00	\$1.00	400,000.000	1,326,237.890
02/28/2017	02/28/2017	MONTHLY POSTING	\$477.14	\$1.00	477.140	1,326,715.030
Account Value as of 02/28/2017			\$1,326,715.03	\$1.00		1,326,715.030



TexPool Participant Services
 C/O Federated Investors Inc.
 1001 Texas Avenue, Suite 1400
 Houston, TX 77002



Participant Statement

HUNT COUNTY
 DEBT SERVICE FUND
 ATTN: DELORES SHELTON
 PO BOX 1097
 GREENVILLE TX 75403-1097

Statement Period **02/01/2017 - 02/28/2017**

Page 1 of 2

Customer Service **1-866-TEX-POOL**
 Location ID **000077789**
 Investor ID **000007124**

TexPool Update

It's spring cleaning time! Review a current listing of your authorized representatives and contact information by requesting an Account Information Report from TexConnect or the TexPool Participant Services team. If any of your information has changed, be sure to submit the proper maintenance form, found under Account Documents, so that our records may be updated.

TexPool Summary

Pool Name	Beginning Balance	Total Deposits	Total Withdrawals	Total Interest	Current Balance	Average Balance
Texas Local Government Investment Pool	\$493,670.08	\$0.00	\$350,000.00	\$125.63	\$143,795.71	\$293,674.57
Total Dollar Value	\$493,670.08	\$0.00	\$350,000.00	\$125.63	\$143,795.71	

Portfolio Value

Pool Name	Pool/Account	Market Value (02/01/2017)	Share Price (02/28/2017)	Shares Owned (02/28/2017)	Market Value (02/28/2017)
Texas Local Government Investment Pool	449/1160200003	\$493,670.08	\$1.00	143,795.710	\$143,795.71
Total Dollar Value		\$493,670.08			\$143,795.71

Interest Summary

Pool Name	Pool/Account	Month-to-Date Interest	Year-to-Date Interest
Texas Local Government Investment Pool	449/1160200003	\$125.63	\$308.66
Total		\$125.63	\$308.66

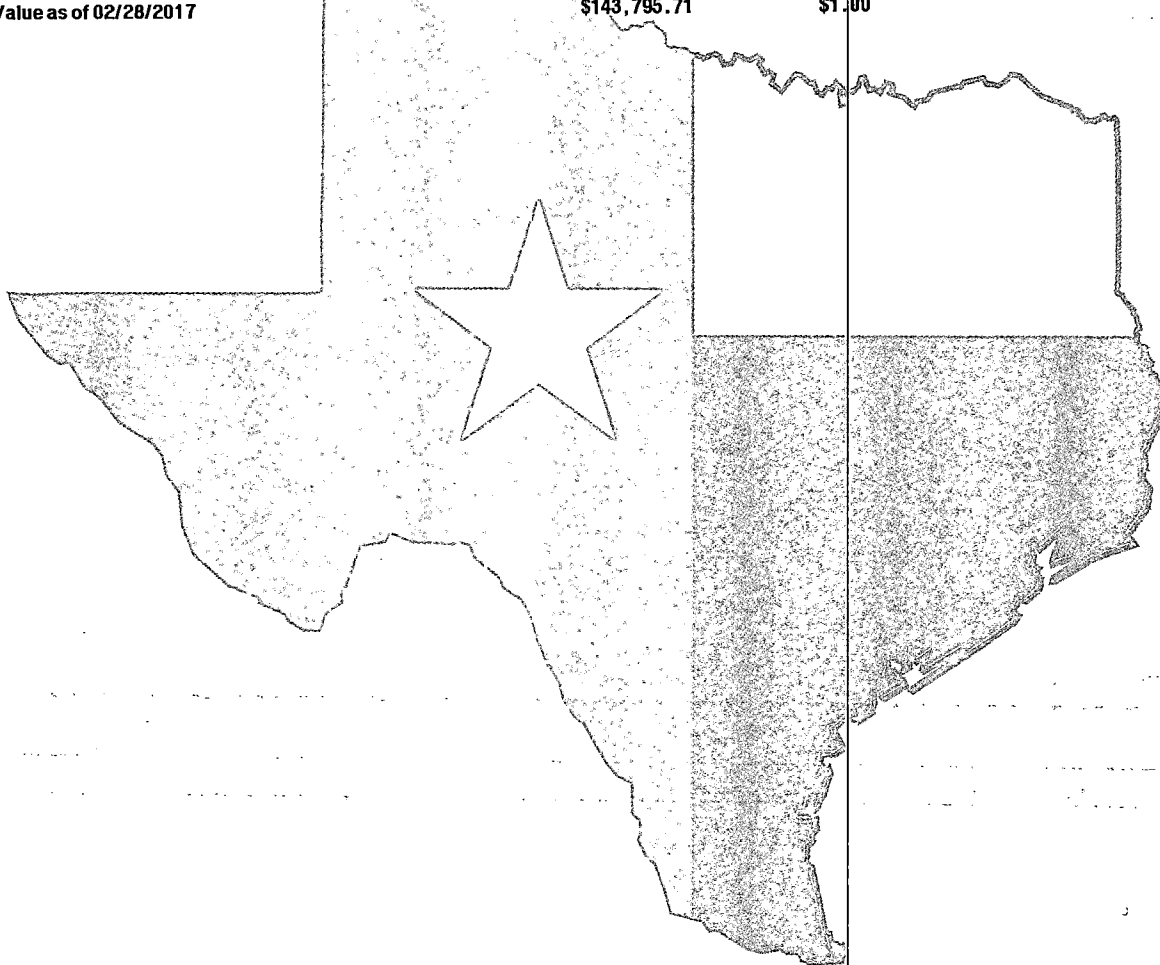
Transaction Detail

Texas Local Government Investment Pool

Participant: HUNT COUNTY

Pool/Account: 449/1160200003

Transaction Date	Settlement Date	Transaction Description	Transaction Dollar Amount	Share Price	Shares This Transaction	Shares Owned
02/01/2017	02/01/2017	BEGINNING BALANCE	\$493,670.08	\$1.00		493,670.080
02/13/2017	02/13/2017	WITHDRAWAL	\$350,000.00	\$1.00	350,000.000	143,670.080
02/28/2017	02/28/2017	MONTHLY POSTING	\$125.63	\$1.00	125.630	143,795.710
Account Value as of 02/28/2017			\$143,795.71	\$1.00		143,795.710



TexPool Participant Services
 C/O Federated Investors Inc.
 1001 Texas Avenue, Suite 1400
 Houston, TX 77002



Participant Statement

HUNT COUNTY
 RIGHT OF WAY FUND
 ATTN: DELORES SHELTON
 PO BOX 1097
 GREENVILLE TX 75403-1097

Statement Period **02/01/2017 - 02/28/2017**

Page 1 of 2

Customer Service **1-866-TEX-POOL**
 Location ID **000077789**
 Investor ID **000007123**

TexPool Update

It's spring cleaning time! Review a current listing of your authorized representatives and contact information by requesting an Account Information Report from TexConnect or the TexPool Participant Services team. If any of your information has changed, be sure to submit the proper maintenance form, found under Account Documents, so that our records may be updated.

TexPool Summary

Pool Name	Beginning Balance	Total Deposits	Total Withdrawals	Total Interest	Current Balance	Average Balance
Texas Local Government Investment Pool	\$9,070.76	\$0.00	\$0.00	\$3.92	\$9,074.68	\$9,070.90
Total Dollar Value	\$9,070.76	\$0.00	\$0.00	\$3.92	\$9,074.68	

Portfolio Value

Pool Name	Pool/Account	Market Value (02/01/2017)	Share Price (02/28/2017)	Shares Owned (02/28/2017)	Market Value (02/28/2017)
Texas Local Government Investment Pool	449/1160200002	\$9,070.76	\$1.00	9,074.680	\$9,074.68
Total Dollar Value		\$9,070.76			\$9,074.68

Interest Summary

Pool Name	Pool/Account	Month-to-Date Interest	Year-to-Date Interest
Texas Local Government Investment Pool	449/1160200002	\$3.92	\$8.06
Total		\$3.92	\$8.06



TexPool Participant Services
 C/O Federated Investors Inc.
 1001 Texas Avenue, Suite 1400
 Houston, TX 77002

Statement Period **02/01/2017 - 02/28/2017**

Page 2 of 2

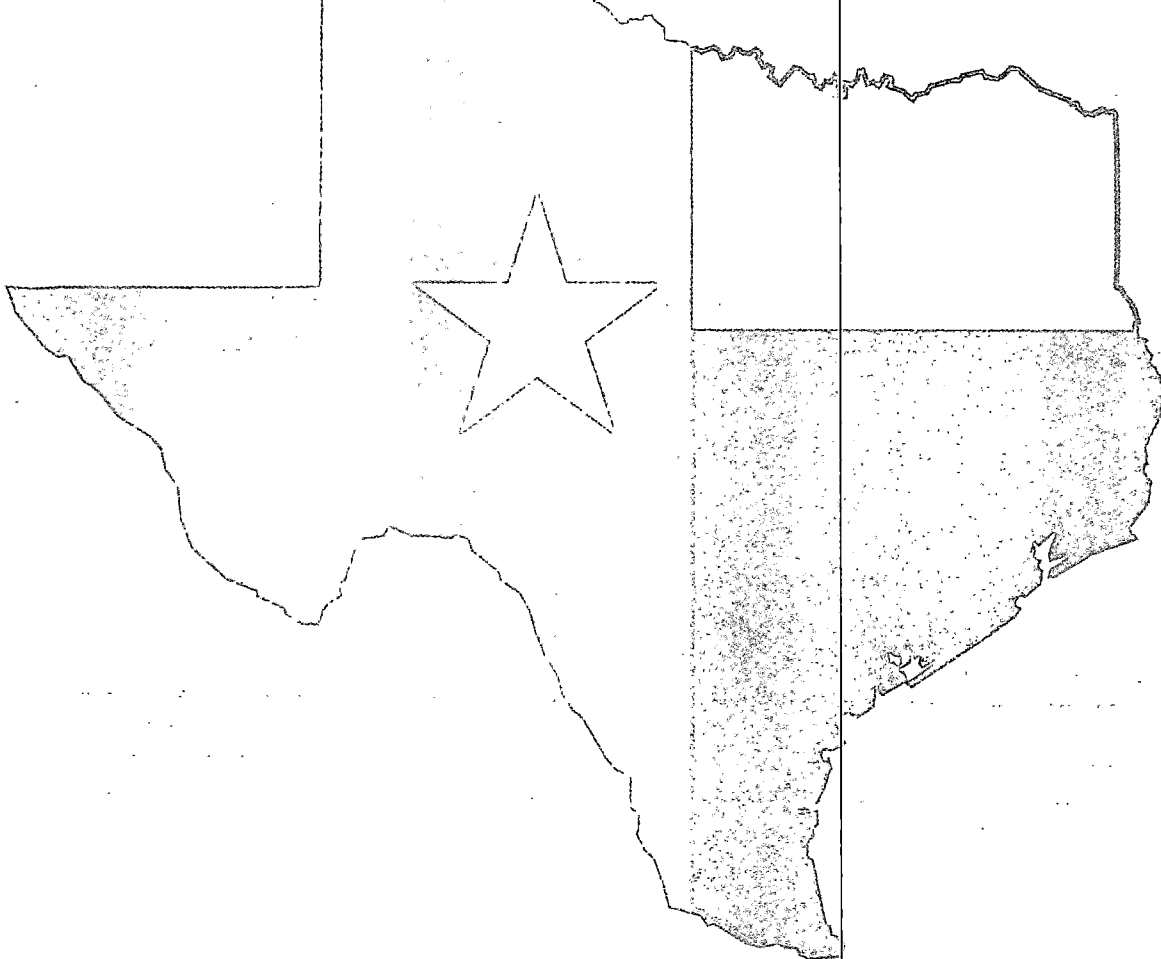
Transaction Detail

Texas Local Government Investment Pool

Participant: HUNT COUNTY

Pool/Account: 449/1160200002

Transaction Date	Settlement Date	Transaction Description	Transaction Dollar Amount	Share Price	Shares This Transaction	Shares Owned
02/01/2017	02/01/2017	BEGINNING BALANCE	\$9,070.76	\$1.00		9,070.760
02/28/2017	02/28/2017	MONTHLY POSTING	\$3.92	\$1.00	3.920	9,074.680
Account Value as of 02/28/2017			\$9,074.68	\$1.00		9,074.680



TexPool Participant Services
 C/O Federated Investors Inc.
 1001 Texas Avenue, Suite 1400
 Houston, TX 77002



Participant Statement

HUNT COUNTY
 JAIL LAWSUIT SETTLEMENT FUND
 ATTN DELORES SHELTON
 PO BOX 1097
 GREENVILLE TX 75403-1097

Statement Period **02/01/2017 - 02/28/2017**

Page 1 of 2

Customer Service **1-866-TEX-POOL**
 Location ID **000077789**
 Investor ID **000018410**

TexPool Update

It's spring cleaning time! Review a current listing of your authorized representatives and contact information by requesting an Account Information Report from TexConnect or the TexPool Participant Services team. If any of your information has changed, be sure to submit the proper maintenance form, found under Account Documents, so that our records may be updated.

TexPool Summary

Pool Name	Beginning Balance	Total Deposits	Total Withdrawals	Total Interest	Current Balance	Average Balance
Texas Local Government Investment Pool	\$3,160,604.52	\$0.00	\$0.00	\$1,355.43	\$3,161,959.95	\$3,160,652.93
Total Dollar Value	\$3,160,604.52	\$0.00	\$0.00	\$1,355.43	\$3,161,959.95	

Portfolio Value

Pool Name	Pool/Account	Market Value (02/01/2017)	Share Price (02/28/2017)	Shares Owned (02/28/2017)	Market Value (02/28/2017)
Texas Local Government Investment Pool	449/1160200013	\$3,160,604.52	\$1.00	3,161,959.950	\$3,161,959.95
Total Dollar Value		\$3,160,604.52			\$3,161,959.95

Interest Summary

Pool Name	Pool/Account	Month-to-Date Interest	Year-to-Date Interest
Texas Local Government Investment Pool	449/1160200013	\$1,355.43	\$2,800.18
Total		\$1,355.43	\$2,800.18



Transaction Detail

Texas Local Government Investment Pool

Participant: HUNT COUNTY

Pool/Account: 449/1160200013

Transaction Date	Settlement Date	Transaction Description	Transaction Dollar Amount	Share Price	Shares This Transaction	Shares Owned
02/01/2017	02/01/2017	BEGINNING BALANCE	\$3,160,604.52	\$1.00		3,160,604.520
02/28/2017	02/28/2017	MONTHLY POSTING	\$1,355.43	\$1.00	1,355.430	3,161,959.950
Account Value as of 02/28/2017			\$3,161,959.95	\$1.00		3,161,959.950

