

# 14, 686

Delores Shelton, CIO, CCT  
Hunt County Treasurer

FY 11: Monthly Report, May 2017

FILED FOR RECORD  
at 10:30 o'clock P M

JUN 27 2017

JENNIFER LINDENZWEIG  
County Clerk, Hunt County, TX  
By *Jennifer Lindenzweig*

The Treasurers' Monthly Report includes money received and disbursed as well as funds invested and debt due by Hunt County. The Treasurer's Books and the Auditor's General Ledger agree. The Bank Statements have been reconciled and approved by the County Auditor.

This affidavit must state the amount of cash and other assets that are in the custody of the county treasurer at the time of the examination. (LGC 114.026) **Month End Balance: \$29,986,573.92**

Therefore, Delores Shelton, County Treasurer of Hunt County, Texas, who being fully sworn, upon oath says that the within and foregoing report is true and correct to the best of her knowledge.

This report will be filed with accompanying reports this 27 day of June, 2017.

*Delores Shelton*  
Delores Shelton, Hunt County Treasurer

Commissioners' Court having compared and examined the Treasurer's Report as presented and subject to independent auditor's review, certify the report to be correct and therefore request it be filed with the official minutes of this meeting. LGC 114.026(c)


*John L. Horn*  
John L. Horn, Hunt County Judge

*Eric Evans*  
Eric Evans, Comm., Pct #1

*Tod McMahan*  
Tod McMahan, Comm., Pct #2

*Phillip A. Martin*  
Phillip Martin, Comm., Pct #3

*Jim Latham*  
Jim Latham, Comm., Pct #4



**Hunt County Treasurer  
Monthly Report  
May 2017**

Hunt County Funds	Beginning Balance	Money Received	Money Disbursed	Transfer In/Out Investment	Month End Balance
<b>10-GENERAL *</b>	7,496,675.78	1,955,089.80	-2,098,628.90	1,000,000.00	<b>8,353,136.68</b>
10-TeXPool Investment	7,229,048.49	4,441.40	0.00	-1,000,000.00	<b>6,233,489.89</b>
10-TeXStar Investment	4,228,025.87	2,705.66	0.00	0.00	<b>4,230,731.53</b>
10-InWood Nat'l Bank CD	568,027.28	583.59	0.00	0.00	<b>568,610.87</b>
10-InWood Nat'l Bank CD-2	509,452.09	523.41	0.00	0.00	<b>509,975.50</b>
10-TeXPool Investment,Jail	3,165,482.55	2,067.19	0.00	0.00	<b>3,167,549.74</b>
<b>10-General Fund Totals:</b>	<b>23,196,712.06</b>	<b>1,965,411.05</b>	<b>-2,098,628.90</b>	<b>0.00</b>	<b>23,063,494.21</b>
<b>15-Exchange Bldg</b>	400,181.82	51,754.46	-29,929.35		<b>422,006.93</b>
<b>20-Law Library</b>	23,998.22	4,305.00	-8,267.50		<b>20,035.72</b>
<b>21-R&amp;B #1</b>	38,303.06	48,037.12	-49,467.42	20,000.00	<b>56,872.76</b>
21-R&B #1, TexPool Invest	1,073,025.21	695.13	0.00	-20,000.00	<b>1,053,720.34</b>
<b>21-R&amp;B #1 Fund Totals:</b>	<b>1,111,328.27</b>	<b>48,732.25</b>	<b>-49,467.42</b>	<b>0.00</b>	<b>1,110,593.10</b>
<b>22-R&amp;B #2</b>	27,901.37	101,819.74	-242,072.43	105,000.00	<b>-7,351.32</b>
22-R&B #2, TexPool Invest	1,037,458.39	637.19	0.00	-105,000.00	<b>933,095.58</b>
<b>22-R&amp;B #2 Fund Totals:</b>	<b>1,065,359.76</b>	<b>102,456.93</b>	<b>-242,072.43</b>	<b>0.00</b>	<b>925,744.26</b>
<b>23-R&amp;B #3</b>	36,485.45	102,254.09	-148,612.32	120,000.00	<b>110,127.22</b>
23-R&B #3, TexPool Invest	926,304.23	549.47	0.00	-120,000.00	<b>806,853.70</b>
<b>23-R&amp;B #3 Fund Totals:</b>	<b>962,789.68</b>	<b>102,803.56</b>	<b>-148,612.32</b>	<b>0.00</b>	<b>916,980.92</b>
<b>24-R&amp;B #4</b>	38,805.04	47,985.97	-92,217.98	60,000.00	<b>54,573.03</b>
24-R&B #4, TexPool Invest	1,308,183.66	831.26	0.00	-60,000.00	<b>1,249,014.92</b>
<b>24-R&amp;B #4 Fund Totals:</b>	<b>1,346,988.70</b>	<b>48,817.23</b>	<b>-92,217.98</b>	<b>0.00</b>	<b>1,303,587.95</b>
<b>25-Health Private</b>	43,079.97	4,641.72	-7,950.80		<b>39,770.89</b>
<b>26-State Health Services</b>	-52,823.59	35,077.59	-30,181.55		<b>-47,927.55</b>
<b>27-Hunt County Grants</b>	-96,414.95	3,692.64	-23,268.63		<b>-115,990.94</b>
<b>45-Capital Improvement</b>	-256,875.16	0.00	-108,232.32		<b>-365,107.48</b>
<b>68-JP, DDC Fee Fund</b>	140,818.02	820.00	-1,463.50		<b>140,174.52</b>
<b>70-Voter Admin 19</b>	0.00	630.00	-630.00		<b>0.00</b>
<b>71-DC Record Managmnt</b>	11,300.60	356.92	-779.56		<b>10,877.96</b>
<b>74-Elections Special *</b>	66,274.92	0.00	0.00		<b>66,274.92</b>
<b>75-CA-DWI</b>	13,684.30	102.30	0.00		<b>13,786.60</b>
<b>81-CC Rec Mgt Preservatic</b>	469,184.52	19,445.06	-6.97		<b>488,622.61</b>
<b>82-Courthouse Security</b>	32,473.88	3,950.06	-1,251.84		<b>35,172.10</b>
<b>83-Justice Court Sec.</b>	66,466.28	401.07	-655.04		<b>66,212.31</b>

**Hunt County Treasurer  
Monthly Report  
May 2017**

Hunt County Funds	Beginning Balance	Money Received	Money Disbursed	Transfer In/Out Investment	Month End Balance
84-District Clerk Archive	35,281.24	500.00	0.00		35,781.24
85-Co & District Court Tech	3,202.79	172.77	0.00		3,375.56
86-County Record Preserv	85,650.95	1,290.00	0.00		86,940.95
87-Justice Court Technolo	60,171.16	1,604.36	-785.98		60,989.54
88-County Clerk Archive	487,825.72	17,700.00	0.00		505,525.72
89-County Record Mgt Pre	18,500.29	1,547.14	0.00		20,047.43
91-LEOSE	53,378.32	0.00	-878.92		52,499.40
95-Juv Prob. Center Fnd	750,227.29	801.09	-41,963.33		709,065.05
96-Juv Prob "A-Z" Grant	84,566.26	58,892.42	-57,055.44		86,403.24
<hr/>					
50-Debt Service (I&S)	161,791.36	16,704.70	0.00	0.00	178,496.06
50-Debt Service TexPool Ir	143,955.97	93.99	0.00	0.00	144,049.96
50-Debt Service Fund Tota	305,747.33	16,798.69	0.00	0.00	322,546.02
61-Right of Way FundTxPoc	9,084.80	5.94	0.00		9,090.74
<b>Total of Funds:</b>	<b>30,438,163.45</b>	<b>2,492,710.25</b>	<b>-2,944,299.78</b>	<b>0.00</b>	<b>29,986,573.92</b>

**HUNT COUNTY DEBT**

	Mo. Beginning	Payment	Balance Due
Reserve State Comptroller	836,565.50	-1,888.23	834,677.27
Reserve St Comptroller II	192,390.82	-2,960.00	189,430.82
2015 Tax Notes	1,955,000.00	0.00	1,955,000.00
Series 2015 Refund Bonds	2,005,000.00	0.00	2,005,000.00
Bond Premium Payable	43,592.41	0.00	0.00 *
Liability Comp Absence	406,120.00	0.00	349,029.00 *
R&B 2 Equipmnt BB&T	249,484.88	-12,362.43	237,122.15 *
R&B 2 Equipmnt SPFC	177,827.12	-8,783.44	169,043.68
R&B 3 Equipmnt SPFC	323,547.36	-7,130.46	316,416.90
OPEB Pension Liability	5,213,720.00	0.00	5,869,339.00 *
GASB 68 Pension Liability			5,887,608.00
Def. Resource Inflow Pensn			631,495.00
Totals:	11,403,248.09	-33,124.56	18,444,161.82

\* Year End Adjustments by Outside Auditor

<b>2017</b>	<b>TexPool</b>	<b>Tex Star</b>			<b>InWood-CD</b>	<b>InWood-CD</b>
January	0.5385%	0.5452%			1.25%	1.25%
February	0.5591%	0.5533%			1.25%	1.25%
March	0.6222%	0.6269%			1.25%	1.25%
April	0.7121%	0.7140%			1.25%	1.25%
May	0.7689%	0.7535%			1.25%	1.25%
June						
July						
August						
September						
October						
November						
December						

<b>2016</b>	<b>TexPool</b>	<b>Tex Star</b>			<b>InWood-CD</b>	<b>InWood-CD</b>
January	0.2674%	0.2713%			1.25%	1.25%
February	0.3010%	0.3147%			1.25%	1.25%
March	0.3273%	0.3450%			1.25%	1.25%
April	0.3380%	0.3696%			1.25%	1.25%
May	0.3399%	0.3664%			1.25%	1.25%
June	0.3633%	0.3927%			1.25%	1.25%
July	0.3690%	0.3861%			1.25%	1.25%
August	0.3737%	0.3990%			1.25%	1.25%
September	0.3799%	0.4123%			1.25%	1.25%
October	0.3828%	0.4202%			1.25%	1.25%
November	0.3987%	0.4144%			1.25%	1.25%
December	0.4570%	0.4815%			1.25%	1.25%

<b>2015</b>	<b>TexPool</b>	<b>Tex Star</b>	<b>Chase</b>	<b>Retiree</b>	<b>InWood-CD</b>	<b>InWood-CD</b>	<b>ANB</b>
January	0.0465%	0.0542%	0.0300%	0.0300%	0.95%		
February	0.0441%	0.0548%	0.0300%	0.0300%	0.95%		
March	0.0480%	0.0604%	0.0300%	0.0300%	0.95%		
April	0.0524%	0.0701%	0.0300%	0.0300%	0.95%		
May	0.0553%	0.0643%	0.0300%	0.0300%	0.95%		
June	0.0575%	0.0719%	0.0000%	0.0000%	0.95%		0.25%
July	0.0630%	0.0722%	Moved to ANB		0.95%		0.15%
August	0.0716%	0.0823%	"	"	0.95%		0.15%
September	0.0850%	0.0994%			0.95%		
October	0.0966%	0.1099%			1.25%	1.25%	
November	0.1105%	0.1155%			1.25%	1.25%	
December	0.1863%	0.1868%			1.25%	1.25%	

<b>2014</b>	<b>TexPool</b>	<b>Tex Star</b>	<b>Chase</b>	<b>Retiree</b>	<b>InWood-CD</b>
January	0.0273%	0.0303%	0.0700%	0.0500%	0.75%
February	0.0283%	0.0318%	0.0700%	0.0500%	0.75%
March	0.0299%	0.0400%	0.0700%	0.0500%	0.75%
April	0.0336%	0.0379%	0.0500%	0.0300%	0.75%
May	0.0244%	0.0273%	0.0500%	0.0300%	0.75%



Print

## TexPool

### Daily Performance from 06-09-2017 to 06-18-2017

As of Date	Daily Net Yield (%)	Dividend Factor	7 Day Net Yield (%)	Daily Assets (\$)	NAV (\$)	Weighted Average Maturity (WAM)	Weighted Average Life (WAL)
06-09-2017	0.8417	0.000023060	0.8200	17,559,559,205.34	1.00002	42	107
06-10-2017	0.8417	0.000023060	0.8200	17,559,559,205.34	1.00002	42	107
06-11-2017	0.8417	0.000023060	0.8300	17,559,559,205.34	1.00002	42	107
06-12-2017	0.8322	0.000022801	0.8300	17,550,928,114.00	1.00002	41	105
06-13-2017	0.8334	0.000022834	0.8400	17,664,355,913.30	1.00001	41	104
06-14-2017	0.8474	0.000023216	0.8400	17,469,717,626.80	1.00000	41	105
06-15-2017	0.9089	0.000024902	0.8500	17,412,993,336.53	0.99999	40	103
06-16-2017	0.9220	0.000025261	0.8600	17,340,043,683.13	1.00000	43	107
06-17-2017	0.9220	0.000025261	0.8700	17,340,043,683.13	1.00000	43	107
06-18-2017	0.9220	0.000025261	0.8800	17,340,043,683.13	1.00000	43	107

### Monthly Performance from 03-31-2017 to 05-31-2017

As of Date	Average Monthly Rate (%)	Average Monthly Dividend Factor	Average Monthly 7 Day Rate (%)	Average Monthly Balance (\$)	Weighted Average Maturity (WAM)	Weighted Average Life (WAL)	Participants
03-31-2017	0.6222	0.000017046	0.6110	19,752,937,134.00	44	107	2398
04-30-2017	0.7121	0.000019510	0.7063	18,548,890,869.87	41	110	2409
05-31-2017	0.7689	0.000021066	0.7635	17,901,955,268.19	39	104	2417

### Previous Performance Data

[Daily Performance Data January 1997 - April 2002 \(PDF\)](#)

[Monthly Performance Data January 1990 - March 2002 \(PDF\)](#)



## Monthly Rate History

### Rate History

Year:  ▼

Month	Avg. Rate
JAN	0.5452%
FEB	0.5533%
MAR	0.6269%
APR	0.7140%
MAY	0.7535%

(1) This weighted average maturity calculation uses the SEC rule 2a7 definition for stated maturity for any floating rate instruments held in the portfolio to determine the weighted average maturity for the pool. This rule specifies that a variable rate instrument to be paid in 397 calendar days or less shall be deemed to have a maturity equal to the period remaining until the next readjustment of the interest rate.

(2) This weighted average maturity calculation uses the final maturity of any floating rate instruments held in the portfolio to calculate the weighted average maturity for the pool.

(3) The yield for each date reflects a partial waiver of management fees, as provided for in the TexSTAR Information Statement.

TexSTAR Participant Services \* FirstSouthwest  
 1201 Elm Street, Suite 3500 \* Dallas, Texas 75270 \* [www.texstar.org](http://www.texstar.org) \* 1-800-TEX-STAR \* 214-953-8890 \* FAX 214-953-8878

## BALANCE SHEET

AS OF: MAY 31ST, 2017

40 -LONG TERM DEBT ACCT GROUP

ACCOUNT# TITLE

## ASSETS

=====

19110	PRINC. STATE COMPROLLER	0.00
19603	2015 TAX NOTES	0.00
19604	SERIES 2015 REFUND. BONDS	0.00
19605	2005 REFUNDING BOND	0.00
19716	PRIN. COMPTR. UPGRADE 08	0.00
19720	AMT. TO BE PROVIDED FOR COMPEN	0.00
19722	PHASE II - JOHNSON CONTROLS	0.00
19723	PCT 2 RECLAIMER	0.00
19810	DEF.RESOURCE OUTFLOW PENSION	<u>5,925,567.00</u>
		<u>5,925,567.00</u>

TOTAL ASSETS		<u>5,925,567.00</u>
--------------	--	---------------------

=====

## LIABILITIES

=====

27110	RESERVE STATE COMPROLLER	834,677.27 ✓
27111	RESERVE STATE COMPROLLER II	189,430.82 ✓
27603	2015 TAX NOTES	1,955,000.00 ✓
27604	SERIES 2015 REFUND. BONDS	2,005,000.00 ✓
27605	2005 G.O. REFUNDING BOND	0.00
27695	BOND PREMIUM PAYABLE	0.00
27716	RESERV. COMPTR. UPGRADE 08	0.00
27720	LIABILITY FOR COMPENSATED ABSE	349,029.00
27722	PHASE II - JOHNSON CONTROLS	0.00
27723	PCT 2 EQUIPMENT BB&T	<u>237,122.15</u> <i>off. 30 d</i>
27724	PCT 2 EQUIPMENT SPFC	169,043.68 ✓
27725	PCT 3 EQUIPMENT SPFC	316,416.90 ✓
27805	OPEB PENSION LIABILITY	5,869,339.00
27806	GASB 68 PENSION LIABILITY	5,887,608.00 <i>73</i>
27810	DEF. RESOURCE INFLOW PENSION	<u>631,495.00</u> <i>0</i>
	TOTAL LIABILITIES	<u>18,444,161.82</u>

## EQUITY

=====

33000	Unreserved Fund Balance	( <u>12,518,594.82</u> )
	TOTAL BEGINNING EQUITY	( <u>12,518,594.82</u> )
	TOTAL EQUITY & REV. OVER/(UNDER) EXP.	( <u>12,518,594.82</u> )

TOTAL LIABILITIES, EQUITY & REV.OVER/(UNDER) EXP.		<u>5,925,567.00</u>
---	--	---------------------

=====

HUNT COUNTY, TEXAS  
 POOLED CASH REPORT (FUND 99)  
 AS OF: MAY 31ST, 2017

FUND ACCOUNT#	ACCOUNT NAME	BEGINNING BALANCE	CURRENT ACTIVITY	CURRENT BALANCE
<u>CLAIM ON CASH</u>				
10-10001	CLAIM ON CASH	7,496,675.78	856,460.90	8,353,136.68
15-10001	CLAIM ON CASH	400,181.82	21,825.11	422,006.93
20-10001	CLAIM ON CASH	23,998.22	3,962.50	20,035.72
21-10001	CLAIM ON CASH	38,303.06	18,569.70	56,872.76
22-10001	CLAIM ON CASH	27,901.37	35,252.69	7,351.32
23-10001	CLAIM ON CASH	36,485.45	73,641.77	110,127.22
24-10001	CLAIM ON CASH	38,805.04	15,767.99	54,573.03
25-10001	CLAIM ON CASH	43,079.97	3,309.08	39,770.89
26-10001	CLAIM ON CASH	( 52,823.59)	4,896.04	47,927.55
27-10001	CLAIM ON CASH	( 96,414.95)	19,575.99	115,990.94
45-10001	CLAIM ON CASH	( 256,875.16)	108,232.32	365,107.48
61-10001	CLAIM ON CASH	0.00	0.00	0.00
68-10001	CLAIM ON CASH	140,818.02	643.50	140,174.52
70-10001	CLAIM ON CASH	0.00	0.00	0.00
71-10001	CLAIM ON CASH	11,300.60	422.64	10,877.96
74-10001	CLAIM ON CASH	66,274.92	0.00	66,274.92
75-10001	CLAIM ON CASH	13,684.30	102.30	13,786.60
81-10001	CLAIM ON CASH	469,184.52	19,438.09	488,622.61
82-10001	CLAIM ON CASH	32,473.88	2,698.22	35,172.10
83-10001	CLAIM ON CASH	66,466.28	253.97	66,212.31
84-10001	CLAIM ON CASH	35,281.24	500.00	35,781.24
85-10001	CLAIM ON CASH	3,202.79	172.77	3,375.56
86-10001	CLAIM ON CASH	85,650.95	1,290.00	86,940.95
87-10001	CLAIM ON CASH	60,171.16	818.38	60,989.54
88-10001	CLAIM ON CASH	487,825.72	17,700.00	505,525.72
89-10001	CLAIM ON CASH	18,500.29	1,547.14	20,047.43
91-10001	CLAIM ON CASH	53,378.32	878.92	52,499.40
95-10001	CLAIM ON CASH	750,227.29	41,162.24	791,389.53
96-10001	CLAIM ON CASH	84,566.26	1,836.98	86,403.24
97-10001	CLAIM ON CASH	0.00	0.00	0.00
<b>TOTAL CLAIM ON CASH</b>		<b>10,078,323.55</b>	<b>823,571.54</b>	<b>10,901,895.09</b>

CASH IN BANK - POOLED CASH

99-10000	PAYROLL CASH	9,145.68	577,989.99	587,135.67
99-10001	GENERAL OPERATING CASH	10,069,177.87	245,581.55	10,314,759.42
<b>SUBTOTAL CASH IN BANK - POOLED CASH</b>		<b>10,078,323.55</b>	<b>823,571.54</b>	<b>10,901,895.09</b>

WAGES PAYABLE

99-21000	WAGES PAYABLE	0.00	0.00	0.00
<b>SUBTOTAL WAGES PAYABLE</b>		<b>0.00</b>	<b>0.00</b>	<b>0.00</b>

<b>TOTAL CASH IN BANK - POOLED CASH</b>		<b>10,078,323.55</b>	<b>823,571.54</b>	<b>10,901,895.09</b>
---	--	----------------------	-------------------	----------------------

0.00  
 0.00  
 8,353,136.68 +  
 422,006.93 +  
 20,035.72 +  
 56,872.76 +  
 7,351.32 -  
 110,127.22 +  
 54,573.03 +  
 39,770.89 +  
 47,927.55 -  
 115,990.94 -  
 365,107.48 -  
 140,174.52 +  
 10,877.96 +  
 66,274.92 +  
 13,786.60 +  
 488,622.61 +  
 35,172.10 +  
 66,212.31 +  
 35,781.24 +  
 3,375.56 +  
 86,940.95 +  
 60,989.54 +  
 505,525.72 +  
 20,047.43 +  
 52,499.40 +  
 791,389.53 +  
 86,403.24 +  
 027  
 10,901,895.09 +  
 10,901,895.09 +  
 10,901,895.09 -  
 002  
 0.00 \*  
 0.00  
 0.00  
 0.00

*\$52,199.92 \**  
*4/2017*  
*voters 61061.93 \**  
*\* 5219.92*  
*Per T.B.*  
*@ year end Adj*  
*by outside Aud.*



TexPool Participant Services  
 C/O Federated Investors Inc.  
 1001 Texas Avenue, Suite 1400  
 Houston, TX 77002



# Participant Statement

HUNT COUNTY  
 GENERAL FUND  
 ATTN: DELORES SHELTON  
 PO BOX 1097  
 GREENVILLE TX 75403-1097

Statement Period **05/01/2017 - 05/31/2017**

Page 1 of 2

Customer Service **1-866-TEX-POOL**  
 Location ID **000077789**  
 Investor ID **000007125**

## TexPool Update

Do you want to keep up on the latest market talk? Check the Market Views section on TexPool.com for frequent updates!

## TexPool Summary

Pool Name	Beginning Balance	Total Deposits	Total Withdrawals	Total Interest	Current Balance	Average Balance
Texas Local Government Investment Pool	\$7,229,048.49	\$0.00	\$1,000,000.00	\$4,441.40	\$6,233,489.89	\$6,809,836.92
<b>Total Dollar Value</b>	<b>\$7,229,048.49</b>	<b>\$0.00</b>	<b>\$1,000,000.00</b>	<b>\$4,441.40</b>	<b>\$6,233,489.89</b>	

## Portfolio Value

Pool Name	Pool/Account	Market Value (05/01/2017)	Share Price (05/31/2017)	Shares Owned (05/31/2017)	Market Value (05/31/2017)
Texas Local Government Investment Pool	449/1160200004	\$7,229,048.49	\$1.00	6,233,489.890	\$6,233,489.89
<b>Total Dollar Value</b>		<b>\$7,229,048.49</b>			<b>\$6,233,489.89</b>

## Interest Summary

Pool Name	Pool/Account	Month-to-Date Interest	Year-to-Date Interest
Texas Local Government Investment Pool	449/1160200004	\$4,441.40	\$18,184.21
<b>Total</b>		<b>\$4,441.40</b>	<b>\$18,184.21</b>



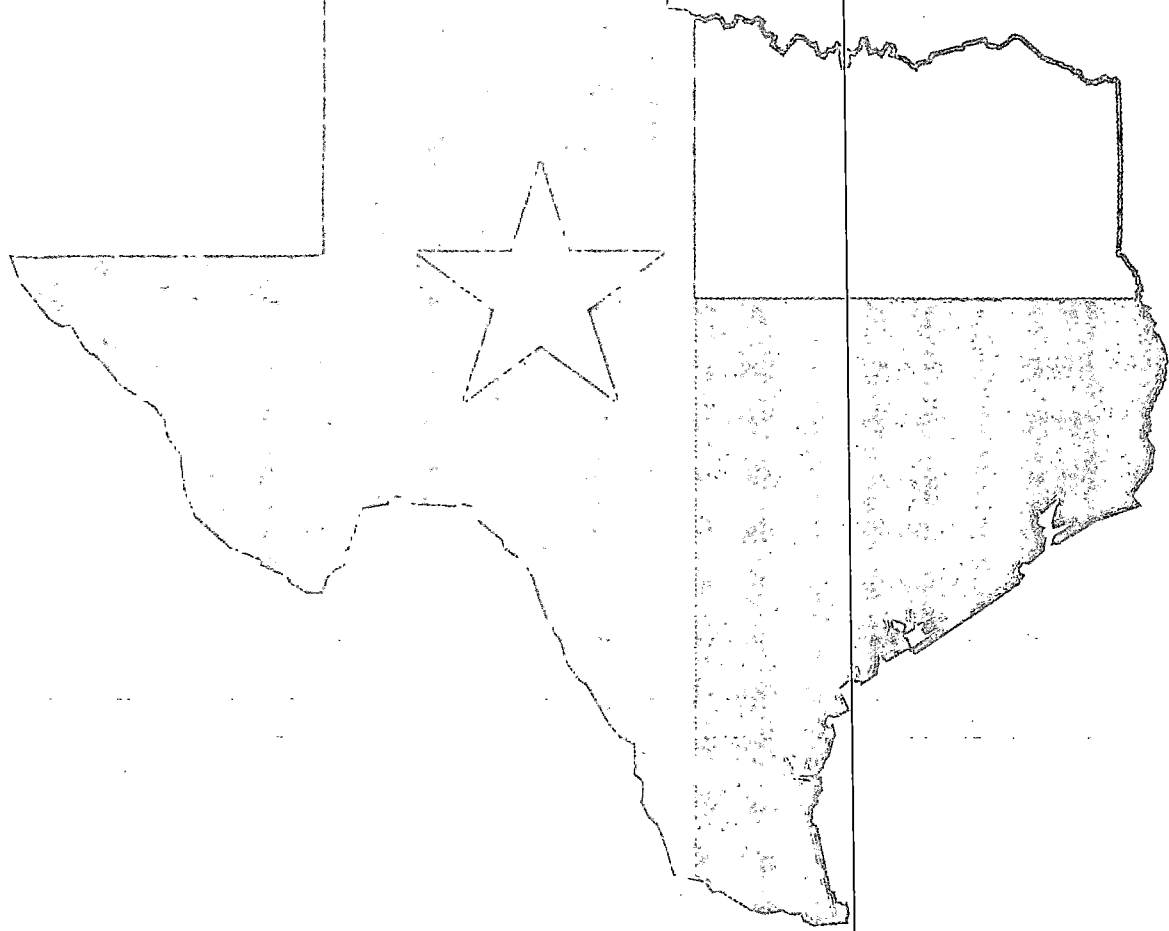
# Transaction Detail

## Texas Local Government Investment Pool

Participant: HUNT COUNTY

Pool/Account: 449/1160200004

Transaction Date	Settlement Date	Transaction Description	Transaction Dollar Amount	Share Price	Shares This Transaction	Shares Owned
05/01/2017	05/01/2017	BEGINNING BALANCE	\$7,229,048.49	\$1.00		7,229,048.490
05/19/2017	05/19/2017	WITHDRAWAL	\$1,000,000.00-	\$1.00	1,000,000.000-	6,229,048.490
05/31/2017	05/31/2017	MONTHLY POSTING	\$4,441.40	\$1.00	4,441.400	6,233,489.890
<b>Account Value as of 05/31/2017</b>			<b>\$6,233,489.89</b>	<b>\$1.00</b>		<b>6,233,489.890</b>



TexPool Participant Services  
 C/O Federated Investors Inc.  
 1001 Texas Avenue, Suite 1400  
 Houston, TX 77002



**TEXAS TRUST**  
 TEXAS TREASURY SAFEKEEPING TRUST COMPANY  
 COMPTROLLER GLENN HEGAR, CHAIRMAN

# Participant Statement

HUNT COUNTY  
 ROAD & BRIDGE #1  
 ATTN DELORES SHELTON  
 PO BOX 1097  
 GREENVILLE TX 75403-1097

**Statement Period** 05/01/2017 - 05/31/2017

Page 1 of 2

**Customer Service** 1-866-TEX-POOL  
**Location ID** 000077789  
**Investor ID** 000011918

## TexPool Update

Do you want to keep up on the latest market talk? Check the Market Views section on TexPool.com for frequent updates!

## TexPool Summary

Pool Name	Beginning Balance	Total Deposits	Total Withdrawals	Total Interest	Current Balance	Average Balance
Texas Local Government Investment Pool	\$1,073,025.21	\$0.00	\$20,000.00	\$695.13	\$1,053,720.34	\$1,064,660.54
<b>Total Dollar Value</b>	<b>\$1,073,025.21</b>	<b>\$0.00</b>	<b>\$20,000.00</b>	<b>\$695.13</b>	<b>\$1,053,720.34</b>	

## Portfolio Value

Pool Name	Pool/Account	Market Value (05/01/2017)	Share Price (05/31/2017)	Shares Owned (05/31/2017)	Market Value (05/31/2017)
Texas Local Government Investment Pool	449/1160200007	\$1,073,025.21	\$1.00	1,053,720.340	\$1,053,720.34
<b>Total Dollar Value</b>		<b>\$1,073,025.21</b>			<b>\$1,053,720.34</b>

## Interest Summary

Pool Name	Pool/Account	Month-to-Date Interest	Year-to-Date Interest
Texas Local Government Investment Pool	449/1160200007	\$695.13	\$2,573.60
<b>Total</b>		<b>\$695.13</b>	<b>\$2,573.60</b>



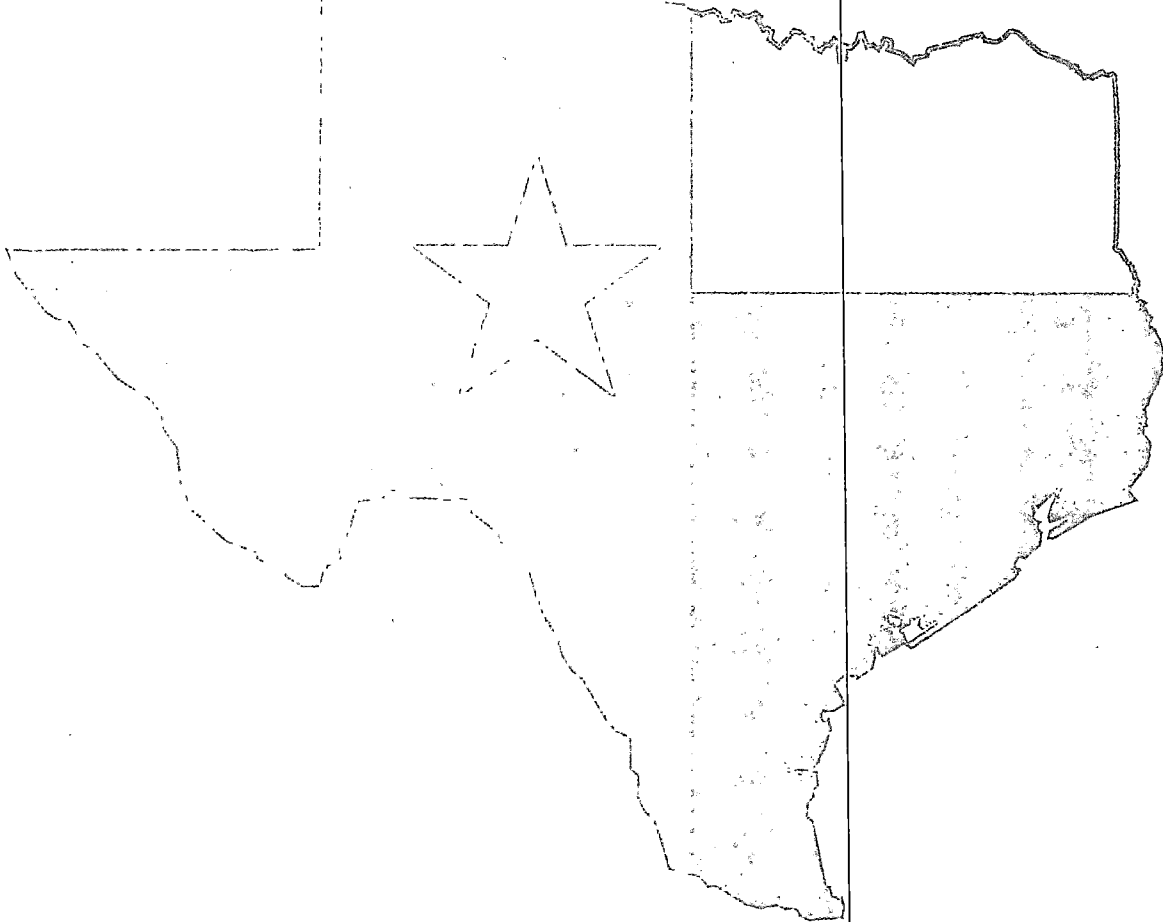
## Transaction Detail

### Texas Local Government Investment Pool

Participant: HUNT COUNTY

Pool/Account: 449/1160200007

Transaction Date	Settlement Date	Transaction Description	Transaction Dollar Amount	Share Price	Shares This Transaction	Shares Owned
05/01/2017	05/01/2017	BEGINNING BALANCE	\$1,073,025.21	\$1.00		1,073,025.210
05/19/2017	05/19/2017	WITHDRAWAL	\$20,000.00-	\$1.00	20,000.000-	1,053,025.210
05/31/2017	05/31/2017	MONTHLY POSTING	\$695.13	\$1.00	695.130	1,053,720.340
<b>Account Value as of 05/31/2017</b>			<b>\$1,053,720.34</b>	<b>\$1.00</b>		<b>1,053,720.340</b>



TexPool Participant Services  
 C/O Federated Investors Inc.  
 1001 Texas Avenue, Suite 1400  
 Houston, TX 77002



**TEXAS TRUST**  
 TEXAS TREASURY SAFEKEEPING TRUST COMPANY  
 COMPTROLLER GLENN HEGAR, CHAIRMAN

# Participant Statement

HUNT COUNTY  
 ROAD & BRIDGE #2  
 ATTN DELORES SHELTON  
 PO BOX 1097  
 GREENVILLE TX 75403-1097

**Statement Period** 05/01/2017 - 05/31/2017

Page 1 of 2

**Customer Service** 1-866-TEX-POOL  
**Location ID** 000077789  
**Investor ID** 000011919

## TexPool Update

Do you want to keep up on the latest market talk? Check the Market Views section on TexPool.com for frequent updates!

## TexPool Summary

Pool Name	Beginning Balance	Total Deposits	Total Withdrawals	Total Interest	Current Balance	Average Balance
Texas Local Government Investment Pool	\$1,037,458.39	\$0.00	\$105,000.00	\$637.19	\$933,095.58	\$976,511.20
<b>Total Dollar Value</b>	<b>\$1,037,458.39</b>	<b>\$0.00</b>	<b>\$105,000.00</b>	<b>\$637.19</b>	<b>\$933,095.58</b>	

## Portfolio Value

Pool Name	Pool/Account	Market Value (05/01/2017)	Share Price (05/31/2017)	Shares Owned (05/31/2017)	Market Value (05/31/2017)
Texas Local Government Investment Pool	449/1160200008	\$1,037,458.39	\$1.00	933,095.580	\$933,095.58
<b>Total Dollar Value</b>		<b>\$1,037,458.39</b>			<b>\$933,095.58</b>

## Interest Summary

Pool Name	Pool/Account	Month-to-Date Interest	Year-to-Date Interest
Texas Local Government Investment Pool	449/1160200008	\$637.19	\$2,532.58
<b>Total</b>		<b>\$637.19</b>	<b>\$2,532.58</b>



TexPool Participant Services  
 C/O Federated Investors Inc.  
 1001 Texas Avenue, Suite 1400  
 Houston, TX 77002

Statement Period 05/01/2017 - 05/31/2017

Page 2 of 2

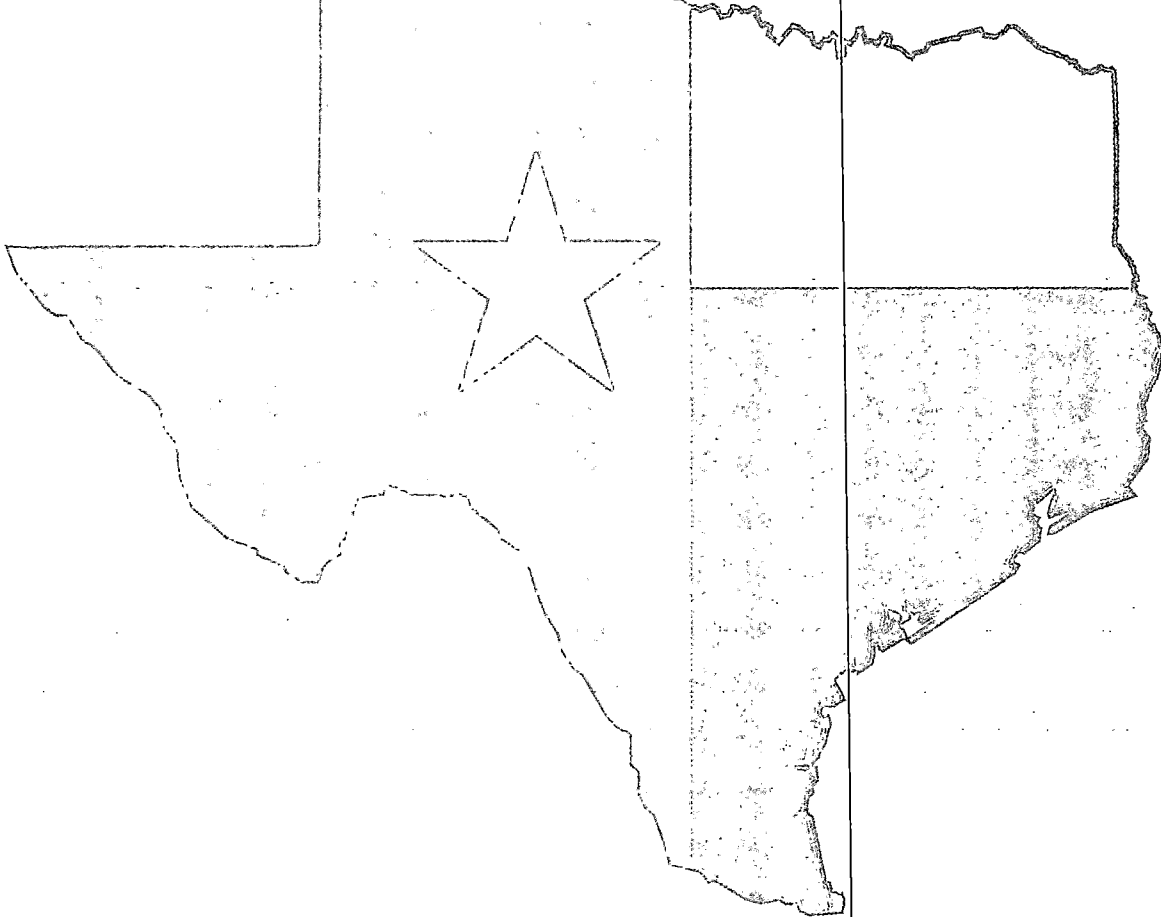
## Transaction Detail

**Texas Local Government Investment Pool**

**Participant: HUNT COUNTY**

**Pool/Account: 449/1160200008**

Transaction Date	Settlement Date	Transaction Description	Transaction Dollar Amount	Share Price	Shares This Transaction	Shares Owned
05/01/2017	05/01/2017	BEGINNING BALANCE	\$1,037,458.39	\$1.00		1,037,458.390
05/04/2017	05/04/2017	WITHDRAWAL	\$35,000.00-	\$1.00	35,000.000-	1,002,458.390
05/19/2017	05/19/2017	WITHDRAWAL	\$70,000.00-	\$1.00	70,000.000-	932,458.390
05/31/2017	05/31/2017	MONTHLY POSTING	\$637.19	\$1.00	637.190	933,095.580
<b>Account Value as of 05/31/2017</b>			<b>\$933,095.58</b>	<b>\$1.00</b>		<b>933,095.580</b>



TexPool Participant Services  
 C/O Federated Investors Inc.  
 1001 Texas Avenue, Suite 1400  
 Houston, TX 77002



# Participant Statement

HUNT COUNTY  
 ROAD & BRIDGE #3  
 ATTN DELORES SHELTON  
 PO BOX 1097  
 GREENVILLE TX 75403-1097

Statement Period **05/01/2017 - 05/31/2017**

Page 1 of 2

Customer Service **1-866-TEX-POOL**  
 Location ID **000077789**  
 Investor ID **000011920**

## TexPool Update

Do you want to keep up on the latest market talk? Check the Market Views section on TexPool.com for frequent updates!

## TexPool Summary

Pool Name	Beginning Balance	Total Deposits	Total Withdrawals	Total Interest	Current Balance	Average Balance
Texas Local Government Investment Pool	\$926,304.23	\$0.00	\$120,000.00	\$549.47	\$806,853.70	\$842,128.41
<b>Total Dollar Value</b>	<b>\$926,304.23</b>	<b>\$0.00</b>	<b>\$120,000.00</b>	<b>\$549.47</b>	<b>\$806,853.70</b>	

## Portfolio Value

Pool Name	Pool/Account	Market Value (05/01/2017)	Share Price (05/31/2017)	Shares Owned (05/31/2017)	Market Value (05/31/2017)
Texas Local Government Investment Pool	449/1160200009	\$926,304.23	\$1.00	806,853.700	\$806,853.70
<b>Total Dollar Value</b>		<b>\$926,304.23</b>			<b>\$806,853.70</b>

## Interest Summary

Pool Name	Pool/Account	Month-to-Date Interest	Year-to-Date Interest
Texas Local Government Investment Pool	449/1160200009	\$549.47	\$2,113.26
<b>Total</b>		<b>\$549.47</b>	<b>\$2,113.26</b>



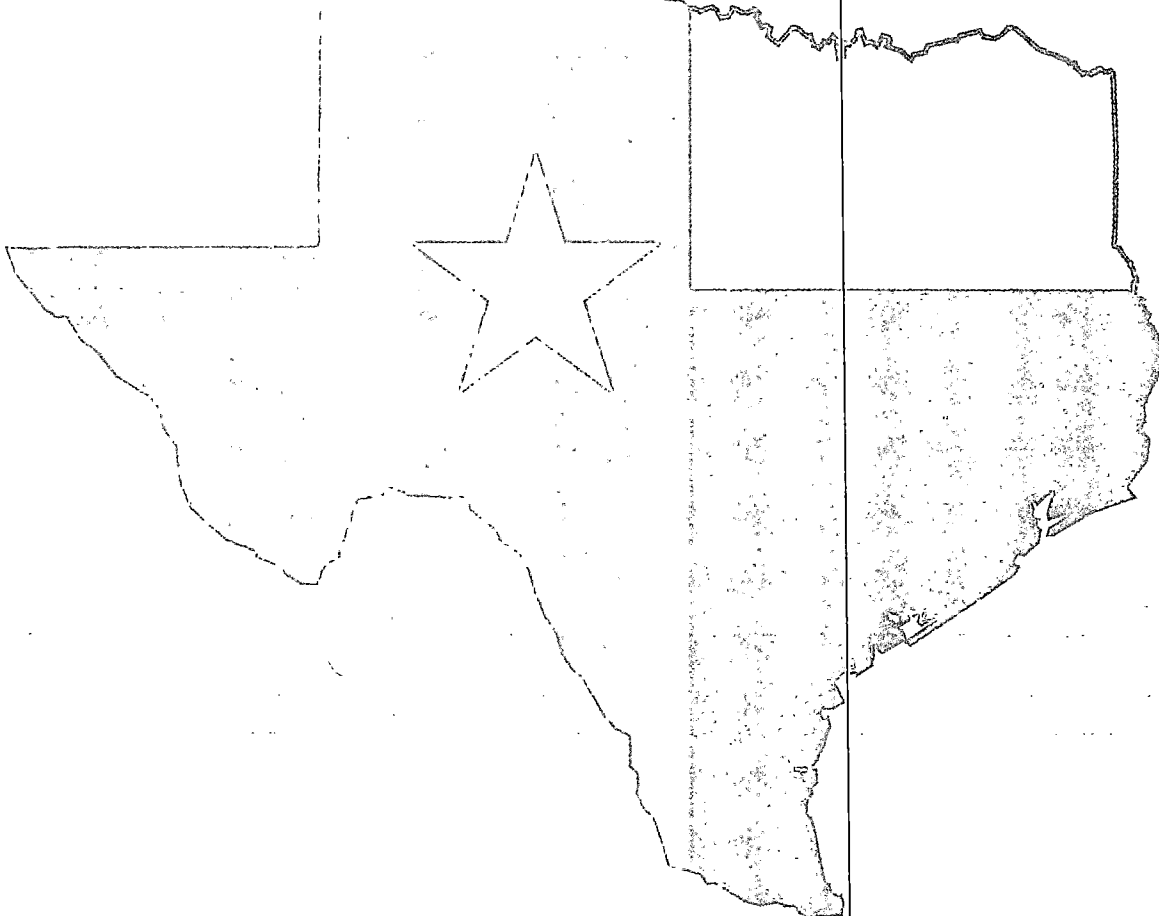
## Transaction Detail

### Texas Local Government Investment Pool

Participant: HUNT COUNTY

Pool/Account: 449/1160200009

Transaction Date	Settlement Date	Transaction Description	Transaction Dollar Amount	Share Price	Shares This Transaction	Shares Owned
05/01/2017	05/01/2017	BEGINNING BALANCE	\$926,304.23	\$1.00		926,304.230
05/04/2017	05/04/2017	WITHDRAWAL	\$70,000.00-	\$1.00	70,000.000-	856,304.230
05/19/2017	05/19/2017	WITHDRAWAL	\$50,000.00-	\$1.00	50,000.000-	806,304.230
05/31/2017	05/31/2017	MONTHLY POSTING	\$549.47	\$1.00	549.470	806,853.700
<b>Account Value as of 05/31/2017</b>			<b>\$806,853.70</b>	<b>\$1.00</b>		<b>806,853.700</b>





TexPool Participant Services  
 C/O Federated Investors Inc.  
 1001 Texas Avenue, Suite 1400  
 Houston, TX 77002



# Participant Statement

HUNT COUNTY  
 ROAD & BRIDGE #4  
 ATTN DELORES SHELTON  
 PO BOX 1097  
 GREENVILLE TX 75403-1097

Statement Period **05/01/2017 - 05/31/2017**

Page 1 of 2

Customer Service **1-866-TEX-POOL**  
 Location ID **000077789**  
 Investor ID **000011921**

## TexPool Update

Do you want to keep up on the latest market talk? Check the Market Views section on TexPool.com for frequent updates!

## TexPool Summary

Pool Name	Beginning Balance	Total Deposits	Total Withdrawals	Total Interest	Current Balance	Average Balance
Texas Local Government Investment Pool	\$1,308,183.66	\$0.00	\$60,000.00	\$831.26	\$1,249,014.92	\$1,273,371.77
<b>Total Dollar Value</b>	<b>\$1,308,183.66</b>	<b>\$0.00</b>	<b>\$60,000.00</b>	<b>\$831.26</b>	<b>\$1,249,014.92</b>	

## Portfolio Value

Pool Name	Pool/Account	Market Value (05/01/2017)	Share Price (05/31/2017)	Shares Owned (05/31/2017)	Market Value (05/31/2017)
Texas Local Government Investment Pool	449/1160200010	\$1,308,183.66	\$1.00	1,249,014.920	\$1,249,014.92
<b>Total Dollar Value</b>		<b>\$1,308,183.66</b>			<b>\$1,249,014.92</b>

## Interest Summary

Pool Name	Pool/Account	Month-to-Date Interest	Year-to-Date Interest
Texas Local Government Investment Pool	449/1160200010	\$831.26	\$3,132.20
<b>Total</b>		<b>\$831.26</b>	<b>\$3,132.20</b>



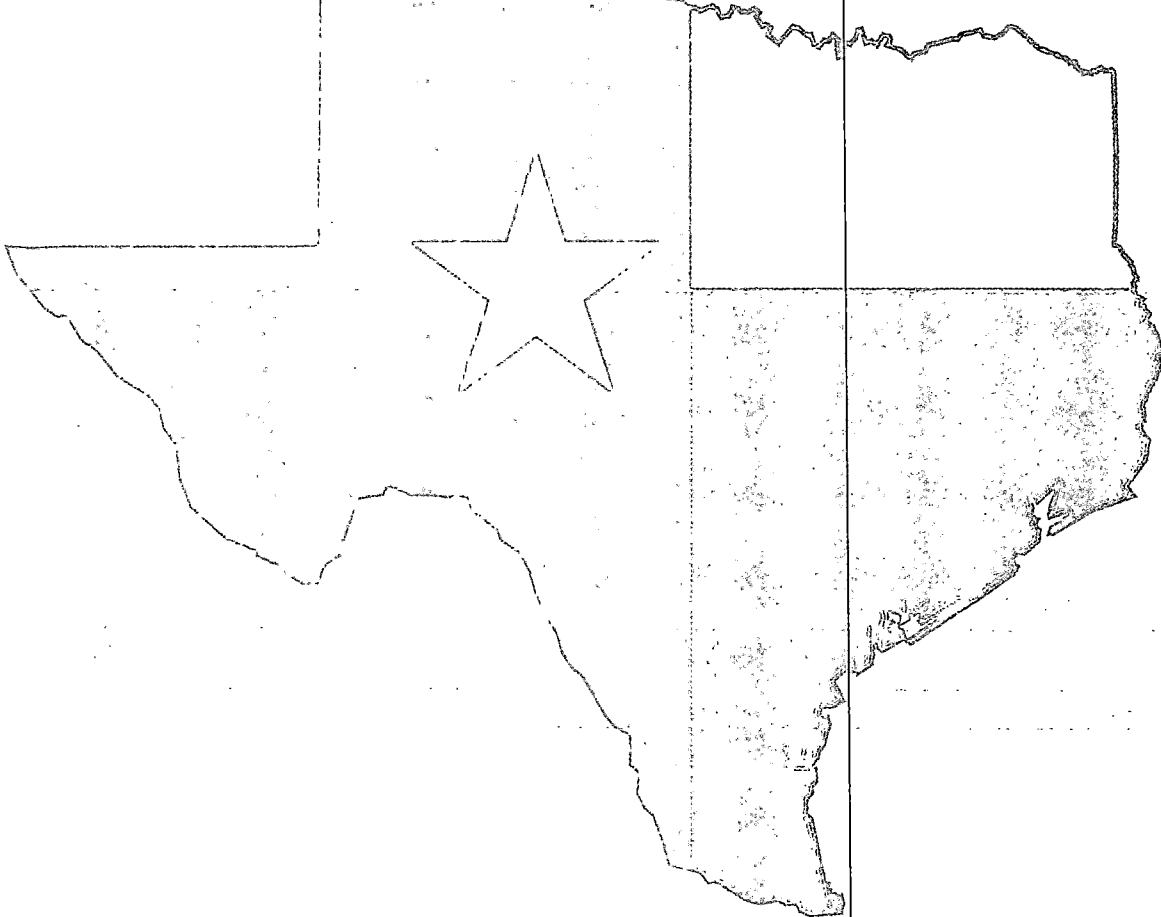
# Transaction Detail

## Texas Local Government Investment Pool

Participant: HUNT COUNTY

Pool/Account: 449/1160200010

Transaction Date	Settlement Date	Transaction Description	Transaction Dollar Amount	Share Price	Shares This Transaction	Shares Owned
05/01/2017	05/01/2017	BEGINNING BALANCE	\$1,308,183.66	\$1.00		1,308,183.660
05/04/2017	05/04/2017	WITHDRAWAL	\$20,000.00-	\$1.00	20,000.000-	1,288,183.660
05/19/2017	05/19/2017	WITHDRAWAL	\$40,000.00-	\$1.00	40,000.000-	1,248,183.660
05/31/2017	05/31/2017	MONTHLY POSTING	\$831.26	\$1.00	831.260	1,249,014.920
<b>Account Value as of 05/31/2017</b>			<b>\$1,249,014.92</b>	<b>\$1.00</b>		<b>1,249,014.920</b>



TexPool Participant Services  
 C/O Federated Investors Inc.  
 1001 Texas Avenue, Suite 1400  
 Houston, TX 77002



# Participant Statement

HUNT COUNTY  
 DEBT SERVICE FUND  
 ATTN: DELORES SHELTON  
 PO BOX 1097  
 GREENVILLE TX 75403-1097

Statement Period **05/01/2017 - 05/31/2017**

Page 1 of 2

Customer Service **1-866-TEX-POOL**  
 Location ID **000077789**  
 Investor ID **000007124**

## TexPool Update

Do you want to keep up on the latest market talk? Check the Market Views section on TexPool.com for frequent updates!

## TexPool Summary

Pool Name	Beginning Balance	Total Deposits	Total Withdrawals	Total Interest	Current Balance	Average Balance
Texas Local Government Investment Pool	\$143,955.97	\$0.00	\$0.00	\$93.99	\$144,049.96	\$143,959.00
<b>Total Dollar Value</b>	<b>\$143,955.97</b>	<b>\$0.00</b>	<b>\$0.00</b>	<b>\$93.99</b>	<b>\$144,049.96</b>	

## Portfolio Value

Pool Name	Pool/Account	Market Value (05/01/2017)	Share Price (05/31/2017)	Shares Owned (05/31/2017)	Market Value (05/31/2017)
Texas Local Government Investment Pool	449/1160200003	\$143,955.97	\$1.00	144,049.960	\$144,049.96
<b>Total Dollar Value</b>		<b>\$143,955.97</b>			<b>\$144,049.96</b>

## Interest Summary

Pool Name	Pool/Account	Month-to-Date Interest	Year-to-Date Interest
Texas Local Government Investment Pool	449/1160200003	\$93.99	\$562.91
<b>Total</b>		<b>\$93.99</b>	<b>\$562.91</b>



TexPool Participant Services  
 C/O Federated Investors Inc.  
 1001 Texas Avenue, Suite 1400  
 Houston, TX 77002

Statement Period 05/01/2017 - 05/31/2017

Page 2 of 2

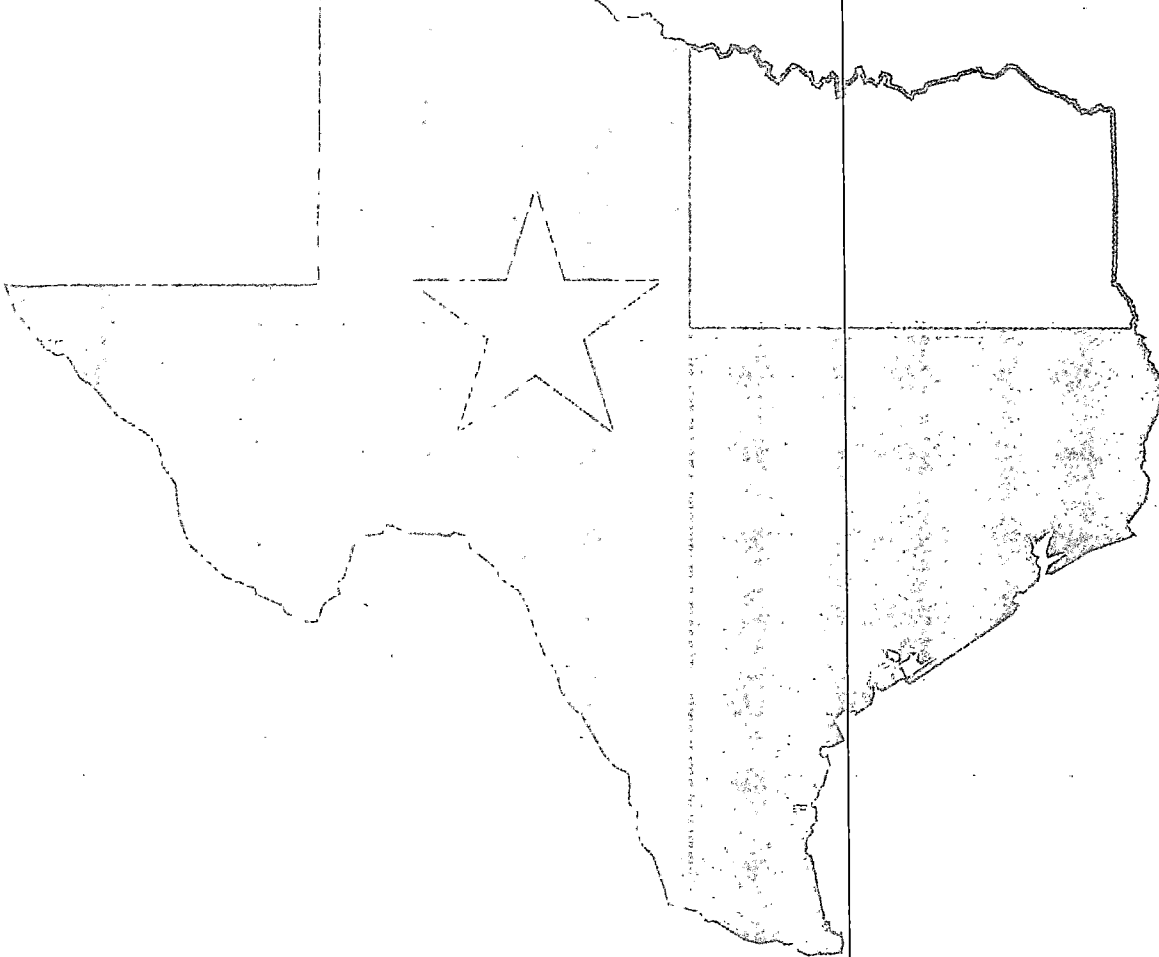
## Transaction Detail

### Texas Local Government Investment Pool

Participant: HUNT COUNTY

Pool/Account: 449/1160200003

Transaction Date	Settlement Date	Transaction Description	Transaction Dollar Amount	Share Price	Shares This Transaction	Shares Owned
05/01/2017	05/01/2017	BEGINNING BALANCE	\$143,955.97	\$1.00		143,955.970
05/31/2017	05/31/2017	MONTHLY POSTING	\$93.99	\$1.00	93.990	144,049.960
<b>Account Value as of 05/31/2017</b>			<b>\$144,049.96</b>	<b>\$1.00</b>		<b>144,049.960</b>



TexPool Participant Services  
 C/O Federated Investors Inc.  
 1001 Texas Avenue, Suite 1400  
 Houston, TX 77002



**TEXAS TRUST**  
 TEXAS TREASURY SAFEKEEPING TRUST COMPANY  
 COMPTROLLER GLENN HEGAR, CHAIRMAN

# Participant Statement

HUNT COUNTY  
 RIGHT OF WAY FUND  
 ATTN DELORES SHELTON  
 PO BOX 1097  
 GREENVILLE TX 75403-1097

**Statement Period** 05/01/2017 - 05/31/2017

Page 1 of 2

**Customer Service** 1-866-TEX-POOL  
**Location ID** 000077789  
**Investor ID** 000007123

## TexPool Update

Do you want to keep up on the latest market talk? Check the Market Views section on TexPool.com for frequent updates!

## TexPool Summary

Pool Name	Beginning Balance	Total Deposits	Total Withdrawals	Total Interest	Current Balance	Average Balance
Texas Local Government Investment Pool	\$9,084.80	\$0.00	\$0.00	\$5.94	\$9,090.74	\$9,084.99
<b>Total Dollar Value</b>	<b>\$9,084.80</b>	<b>\$0.00</b>	<b>\$0.00</b>	<b>\$5.94</b>	<b>\$9,090.74</b>	

## Portfolio Value

Pool Name	Pool/Account	Market Value (05/01/2017)	Share Price (05/31/2017)	Shares Owned (05/31/2017)	Market Value (05/31/2017)
Texas Local Government Investment Pool	449/1160200002	\$9,084.80	\$1.00	9,090.740	\$9,090.74
<b>Total Dollar Value</b>		<b>\$9,084.80</b>			<b>\$9,090.74</b>

## Interest Summary

Pool Name	Pool/Account	Month-to-Date Interest	Year-to-Date Interest
Texas Local Government Investment Pool	449/1160200002	\$5.94	\$24.12
<b>Total</b>		<b>\$5.94</b>	<b>\$24.12</b>



TexPool Participant Services  
 C/O Federated Investors Inc.  
 1001 Texas Avenue, Suite 1400  
 Houston, TX 77002

Statement Period 05/01/2017 - 05/31/2017

Page 2 of 2

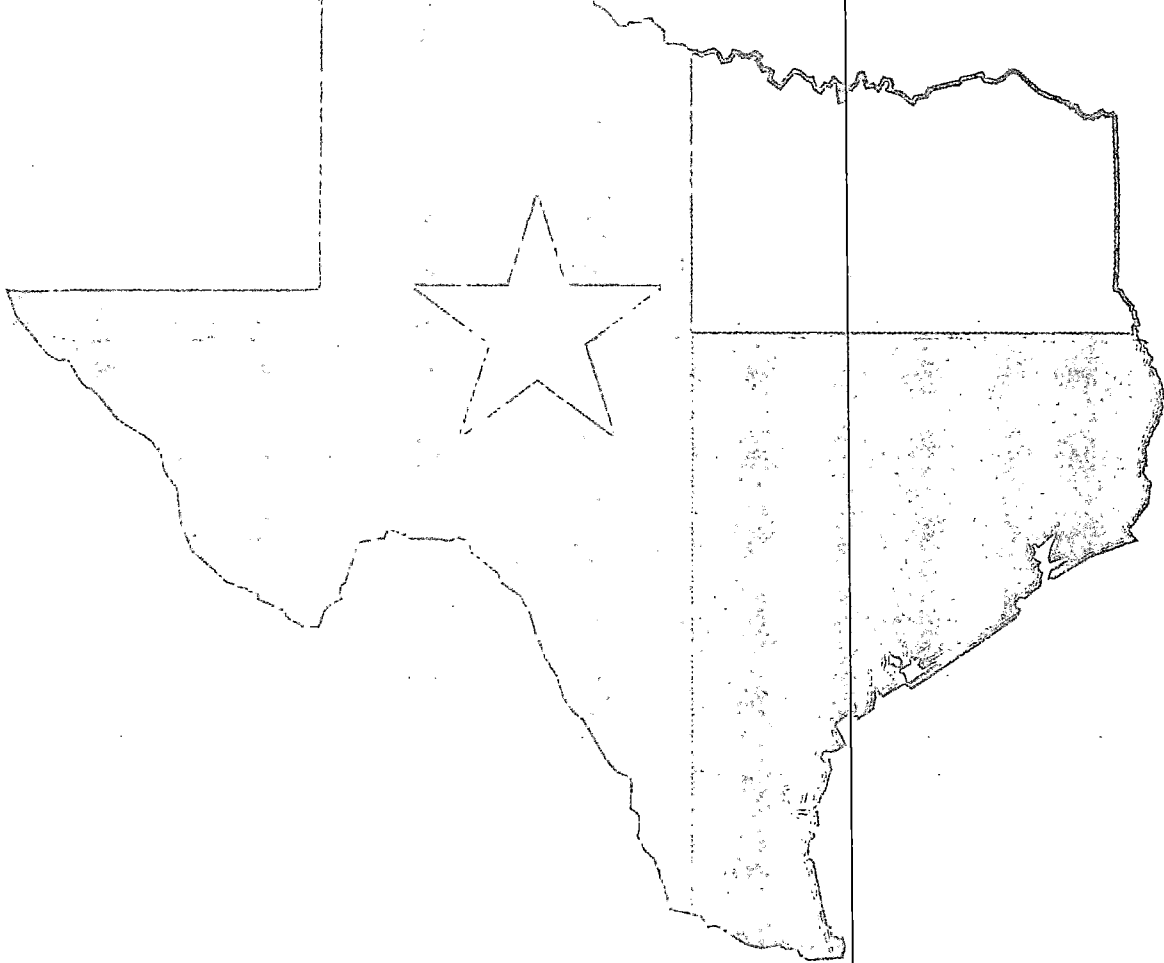
## Transaction Detail

### Texas Local Government Investment Pool

Participant: HUNT COUNTY

Pool/Account: 449/1160200002

Transaction Date	Settlement Date	Transaction Description	Transaction Dollar Amount	Share Price	Shares This Transaction	Shares Owned
05/01/2017	05/01/2017	BEGINNING BALANCE	\$9,084.80	\$1.00		9,084.800
05/31/2017	05/31/2017	MONTHLY POSTING	\$5.94	\$1.00	5.940	9,090.740
<b>Account Value as of 05/31/2017</b>			<b>\$9,090.74</b>	<b>\$1.00</b>		<b>9,090.740</b>



TexPool Participant Services  
C/O Federated Investors Inc.  
1001 Texas Avenue, Suite 1400  
Houston, TX 77002



# Participant Statement

HUNT COUNTY  
JAIL LAWSUIT SETTLEMENT FUND  
ATTN DELORES SHELTON  
PO BOX 1097  
GREENVILLE TX 75403-1097

Statement Period **05/01/2017 - 05/31/2017**

Page 1 of 2

Customer Service **1-866-TEX-POOL**  
Location ID **000077789**  
Investor ID **000018410**

## TexPool Update

Do you want to keep up on the latest market talk? Check the Market Views section on TexPool.com for frequent updates!

## TexPool Summary

Pool Name	Beginning Balance	Total Deposits	Total Withdrawals	Total Interest	Current Balance	Average Balance
Texas Local Government Investment Pool	\$3,165,482.55	\$0.00	\$0.00	\$2,067.19	\$3,167,549.74	\$3,165,549.23
<b>Total Dollar Value</b>	<b>\$3,165,482.55</b>	<b>\$0.00</b>	<b>\$0.00</b>	<b>\$2,067.19</b>	<b>\$3,167,549.74</b>	

## Portfolio Value

Pool Name	Pool/Account	Market Value (05/01/2017)	Share Price (05/31/2017)	Shares Owned (05/31/2017)	Market Value (05/31/2017)
Texas Local Government Investment Pool	449/1160200013	\$3,165,482.55	\$1.00	3,167,549.740	\$3,167,549.74
<b>Total Dollar Value</b>		<b>\$3,165,482.55</b>			<b>\$3,167,549.74</b>

## Interest Summary

Pool Name	Pool/Account	Month-to-Date Interest	Year-to-Date Interest
Texas Local Government Investment Pool	449/1160200013	\$2,067.19	\$8,389.97
<b>Total</b>		<b>\$2,067.19</b>	<b>\$8,389.97</b>



TexPool Participant Services  
 C/O Federated Investors Inc.  
 1001 Texas Avenue, Suite 1400  
 Houston, TX 77002

Statement Period 05/01/2017 - 05/31/2017

Page 2 of 2

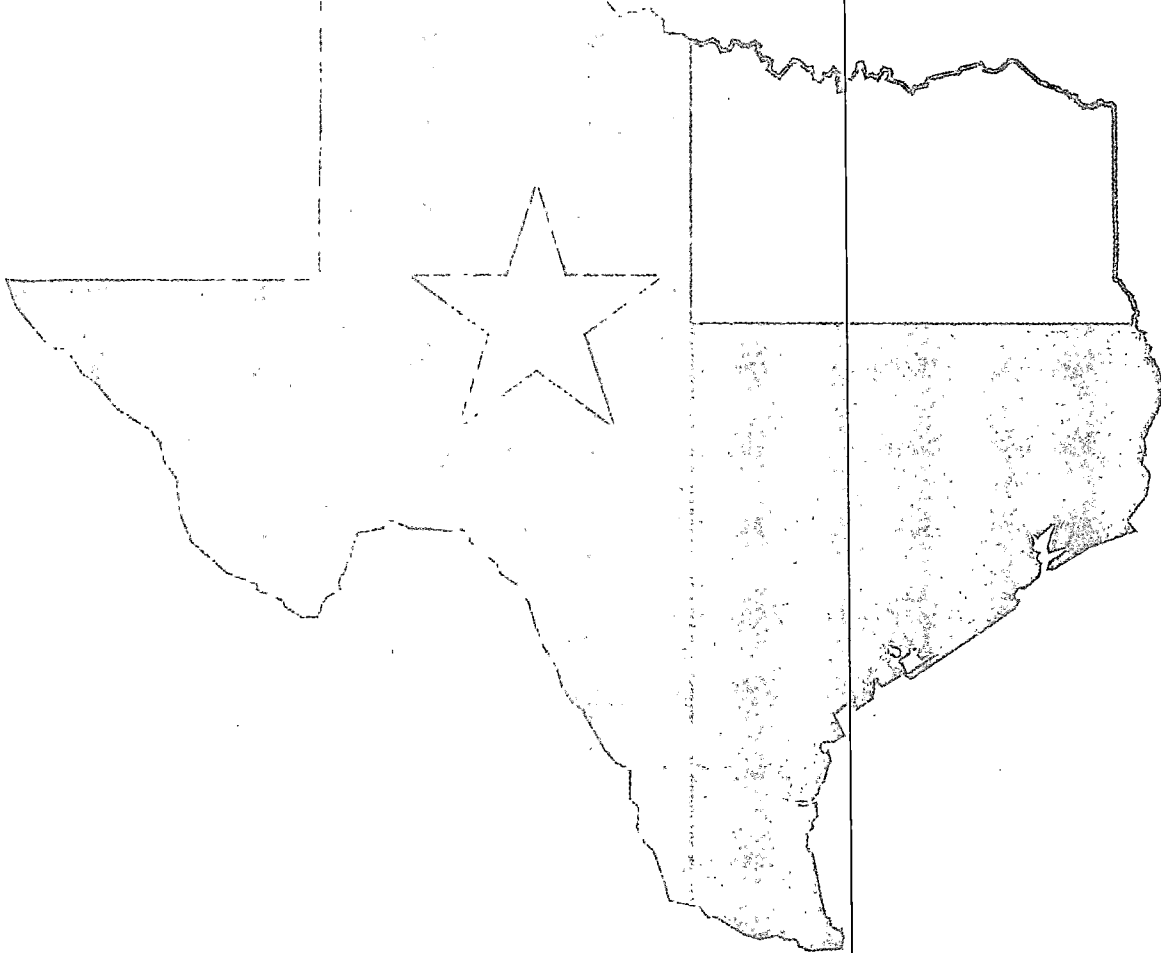
## Transaction Detail

### Texas Local Government Investment Pool

Participant: HUNT COUNTY

Pool/Account: 449/1160200013

Transaction Date	Settlement Date	Transaction Description	Transaction Dollar Amount	Share Price	Shares This Transaction	Shares Owned
05/01/2017	05/01/2017	BEGINNING BALANCE	\$3,165,482.55	\$1.00		3,165,482.550
05/31/2017	05/31/2017	MONTHLY POSTING	\$2,067.19	\$1.00	2,067.190	3,167,549.740
Account Value as of 05/31/2017			\$3,167,549.74	\$1.00		3,167,549.740







HUNT COUNTY  
ATTN DELORES SHELTON  
PO BOX 1097  
GREENVILLE TX 75403-1097

### MONTHLY STATEMENT OF ACCOUNT

ACCOUNT: 1161011110

ACCOUNT NAME: GENERAL OPERATING

STATEMENT PERIOD: 05/01/2017 - 05/31/2017

TEXSTAR MONTHLY SUMMARY: THE AVERAGE MONTHLY RATE WAS 0.7535%. THE AVERAGE WEIGHTED AVERAGE MATURITY WAS 28 DAYS AND THE NET ASSET VALUE FOR 5/31/17 WAS 1.000016.

#### MONTHLY ACTIVITY DETAIL

TRANSACTION DATE	DESCRIPTION	CONFIRMATION NUMBER	TRANSACTION AMOUNT	BALANCE
	BEGINNING BALANCE			4,228,025.87
05/31/2017	MONTHLY POSTING	9999888	2,705.66	4,230,731.53
	ENDING BALANCE			4,230,731.53

#### MONTHLY ACCOUNT SUMMARY

BEGINNING BALANCE	4,228,025.87
TOTAL DEPOSITS	0.00
TOTAL WITHDRAWALS	0.00
TOTAL INTEREST	2,705.66
ENDING BALANCE	4,230,731.53
AVERAGE BALANCE	4,228,025.87

#### ACTIVITY SUMMARY (YEAR-TO-DATE)

ACCOUNT NAME	DEPOSITS	WITHDRAWALS	INTEREST
GENERAL OPERATING	3,000,000.00	0.00	9,367.92

