

# 14,728

Delores Shelton, CIO, CCT  
Hunt County Treasurer

FY 11: Monthly Report, June 2017

FILED FOR RECORD  
at 11:50 o'clock a M

JUL 25 2017

JENNIFER LINDENZWEIG  
County Clerk, Hunt County, TX  
By *Jennifer Lindenzweig*

The Treasurers' Monthly Report includes money received and disbursed as well as funds invested and debt due by Hunt County. The Treasurer's Books and the Auditor's General Ledger agree. The Bank Statements have been reconciled and approved by the County Auditor.

This affidavit must state the amount of cash and other assets that are in the custody of the county treasurer at the time of the examination. (LGC 114.026) **Month End Balance: \$25,730,680.15**

Therefore, Delores Shelton, County Treasurer of Hunt County, Texas, who being fully sworn, upon oath says that the within and foregoing report is true and correct to the best of her knowledge.

This report will be filed with accompanying reports this 25 day of July, 2017.

*Delores Shelton*  
Delores Shelton, Hunt County Treasurer

Commissioners' Court having compared and examined the Treasurer's Report as presented and subject to independent auditor's review, certify the report to be correct and therefore request it be filed with the official minutes of this meeting. LGC 114.026(c)


*John L. Horn*  
John L. Horn, Hunt County Judge

*Eric Evans*  
Eric Evans, Comm., Pct #1

*Tod McMahan*  
Tod McMahan, Comm., Pct #2

*Phillip A. Martin*  
Phillip Martin, Comm., Pct #3

*Jim Latham*  
Jim Latham, Comm., Pct #4



**Hunt County Treasurer  
Monthly Report  
June 2017**

Hunt County Funds	Beginning Balance	Money Received	Money Disbursed	Transfer In/Out Investment	Month End Balance
<b>10-GENERAL</b>	8,353,136.68	1,164,942.04	-5,495,494.74	3,000,000.00	<b>7,022,583.98</b>
10-TeXPool Investment	6,233,489.89	2,809.52	0.00	-3,000,000.00	<b>3,236,299.41</b>
10-TeXStar Investment	4,230,731.53	3,001.23	0.00	0.00	<b>4,233,732.76</b>
10-InWood Nat'l Bank CD	568,027.28	583.59	0.00	0.00	<b>568,610.87</b>
10-InWood Nat'l Bank CD-2	509,452.09	523.41	0.00	0.00	<b>509,975.50</b>
10-TeXPool Investment, Jail	3,165,482.55	2,067.19	0.00	0.00	<b>3,167,549.74</b>
10-Logic G.O.	2,401,000.00	1,379.08	0.00	0.00	<b>2,402,379.08</b>
<b>10-General Fund Totals:</b>	<b>25,461,320.02</b>	<b>1,175,306.06</b>	<b>-5,495,494.74</b>	<b>0.00</b>	<b>21,141,131.34</b>
<b>15-Exchange Bldg</b>	422,006.93	46,993.46	-19,395.33		<b>449,605.06</b>
<b>20-Law Library</b>	20,035.72	3,755.00	-9,200.75		<b>14,589.97</b>
<b>21-R&amp;B #1</b>	56,872.76	94,729.71	-75,722.10	0.00	<b>75,880.37</b>
21-R&B #1, TexPool Invest	1,053,720.34	479.02	0.00	-500,000.00	<b>554,199.36</b>
21-R&B #1, Logic	0.00	258.42	0.00	450,000.00	<b>450,258.42</b>
<b>21-R&amp;B #1 Fund Totals:</b>	<b>1,110,593.10</b>	<b>95,467.15</b>	<b>-75,722.10</b>	<b>-500,000.00</b>	<b>630,079.73</b>
<b>22-R&amp;B #2</b>	-7,351.32	41,273.53	-180,464.76	180,000.00	<b>33,457.45</b>
22-R&B #2, TexPool Invest	933,095.58	373.06	0.00	-580,000.00	<b>353,468.64</b>
22-R&B #2, Logic	0.00	229.69	0.00	400,000.00	<b>400,229.69</b>
<b>22-R&amp;B #2 Fund Totals:</b>	<b>925,744.26</b>	<b>41,876.28</b>	<b>-180,464.76</b>	<b>0.00</b>	<b>386,926.09</b>
<b>23-R&amp;B #3</b>	110,127.22	41,497.46	-138,869.09	50,000.00	<b>62,755.59</b>
23-R&B #3, TexPool Invest	806,853.70	328.52	0.00	-450,000.00	<b>357,182.22</b>
23-R&B #3, Logic	0.00	229.69	0.00	400,000.00	<b>400,229.69</b>
<b>23-R&amp;B #3 Fund Totals:</b>	<b>916,980.92</b>	<b>42,055.67</b>	<b>-138,869.09</b>	<b>0.00</b>	<b>419,937.81</b>
<b>24-R&amp;B #4</b>	54,573.03	41,329.80	-112,159.51	50,000.00	<b>33,743.32</b>
24-R&B #4, TexPool Invest	1,249,014.92	563.62	0.00	-600,000.00	<b>649,578.54</b>
24-R&B #4, Logic	0.00	315.84	0.00	550,000.00	<b>550,315.84</b>
<b>24-R&amp;B #4 Fund Totals:</b>	<b>1,303,587.95</b>	<b>42,209.26</b>	<b>-112,159.51</b>	<b>0.00</b>	<b>683,321.86</b>
<b>25-Health Private</b>	39,770.89	3,826.56	-6,289.72		<b>37,307.73</b>
<b>26-State Health Services</b>	-47,927.55	33,370.42	-40,362.70		<b>-54,919.83</b>
<b>27-Hunt County Grants</b>	-115,990.94	6,435.33	-34,400.98		<b>-143,956.59</b>
<b>45-Capital Improvement</b>	-365,107.48	0.00	-146,823.75		<b>-511,931.23</b>
<b>68-JP, DDC Fee Fund</b>	140,174.52	779.94	-2,315.09		<b>138,639.37</b>
<b>70-Voter Admin 19</b>	0.00	200.00	-200.00		<b>0.00</b>
<b>71-DC Record Managmnt</b>	10,877.96	306.46	-1,039.11		<b>10,145.31</b>
<b>74-Elections Special</b>	66,274.92	0.00	0.00		<b>66,274.92</b>

**Hunt County Treasurer  
Monthly Report  
June 2017**

Hunt County Funds	Beginning Balance	Money Received	Money Disbursed	Transfer In/Out Investment	Month End Balance
75-CA-DWI	13,786.60	145.65	0.00		13,932.25
81-CC Rec Mgt Preservatic	488,622.61	20,430.69	-388.70		508,664.60
82-Courthouse Security	35,172.10	4,134.31	-965.18		38,341.23
83-Justice Court Sec.	66,212.31	403.13	-919.63		65,695.81
84-District Clerk Archive	35,781.24	570.00	0.00		36,351.24
85-Co & District Court Tec	3,375.56	206.35	0.00		3,581.91
86-County Record Preserv	86,940.95	1,100.00	-9.50		88,031.45
87-Justice Court Technolo	60,989.54	1,620.40	-6,103.61		56,506.33
88-County Clerk Archive	505,525.72	18,480.00	0.00		524,005.72
89-County Record Mgt Pre	20,047.43	1,840.13	0.00		21,887.56
91-LEOSE	52,499.40	0.00	-890.00		51,609.40
95-Juv Prob. Center Fnd	709,065.05	725.16	-74,500.77		635,289.44
96-Juv Prob "A-Z" Grant	86,403.24	59,499.20	-60,540.39		85,362.05
<hr/>					
50-Debt Service (I&S)	178,496.06	15,969.11	-13,447.24	0.00	181,017.93
50-Debt Service TexPool Ir	144,049.96	104.40	0.00	0.00	144,154.36
50-Debt Service Fund Tota	322,546.02	16,073.51	-13,447.24	0.00	325,172.29
61-Right of Way FundTxPoc	9,090.74	6.59	0.00		9,097.33
<b>Total of Funds:</b>	<b>32,384,399.73</b>	<b>1,617,816.71</b>	<b>-6,420,502.65</b>	<b>0.00</b>	<b>25,730,680.15</b>

**Hunt County Treasurer  
Monthly Report  
June 2017**

**HUNT COUNTY DEBT**

	Mo. Beginning	Payment	Balance Due
Reserve State Comptroller	834,677.27	-1,888.23	<b>832,789.04</b>
Reserve St Comptroller II	189,430.82	-2,960.00	<b>186,470.82</b>
2015 Tax Notes	1,955,000.00	0.00	<b>1,955,000.00</b>
Series 2015 Refund Bonds	2,005,000.00	0.00	<b>2,005,000.00</b>
Bond Premium Payable	0.00	0.00	<b>0.00</b>
Liability Comp Absence	349,029.00	0.00	<b>349,029.00</b>
R&B 2 Equipmnt BB&T	237,122.15	-12,376.14	<b>224,746.01</b>
R&B 2 Equipmnt SPFC	169,043.68	-8,794.71	<b>160,248.97</b>
R&B 3 Equipmnt SPFC	316,416.90	-7,140.63	<b>309,276.27</b>
OPEB Pension Liability	5,869,339.00	0.00	<b>5,869,339.00</b>
GASB 68 Pension Liability	5,887,608.00	0.00	<b>5,887,608.00</b>
Def. Resource Inflow Pensn	631,495.00		<b>631,495.00</b>
<b>Totals:</b>	<b>18,444,161.82</b>	<b>-33,159.71</b>	<b>18,411,002.11</b>

<b>2017</b>	<b>TexPool</b>	<b>Tex Star</b>	<b>Logic</b>		<b>InWood-CD</b>	<b>InWood-CD</b>
January	0.5385%	0.5452%			1.25%	1.25%
February	0.5591%	0.5533%			1.25%	1.25%
March	0.6222%	0.6269%			1.25%	1.25%
April	0.7121%	0.7140%			1.25%	1.25%
May	0.7689%	0.7535%			1.25%	1.25%
June	0.8817%	0.8631%	1.1333%		1.25%	1.25%
July						
August						
September						
October						
November						
December						

<b>2016</b>	<b>TexPool</b>	<b>Tex Star</b>			<b>InWood-CD</b>	<b>InWood-CD</b>
January	0.2674%	0.2713%			1.25%	1.25%
February	0.3010%	0.3147%			1.25%	1.25%
March	0.3273%	0.3450%			1.25%	1.25%
April	0.3380%	0.3696%			1.25%	1.25%
May	0.3399%	0.3664%			1.25%	1.25%
June	0.3633%	0.3927%			1.25%	1.25%
July	0.3690%	0.3861%			1.25%	1.25%
August	0.3737%	0.3990%			1.25%	1.25%
September	0.3799%	0.4123%			1.25%	1.25%
October	0.3828%	0.4202%			1.25%	1.25%
November	0.3987%	0.4144%			1.25%	1.25%
December	0.4570%	0.4815%			1.25%	1.25%

<b>2015</b>	<b>TexPool</b>	<b>Tex Star</b>	<b>Chase</b>	<b>Retiree</b>	<b>InWood-CD</b>	<b>InWood-CD</b>	<b>ANB</b>
January	0.0465%	0.0542%	0.0300%	0.0300%	0.95%		
February	0.0441%	0.0548%	0.0300%	0.0300%	0.95%		
March	0.0480%	0.0604%	0.0300%	0.0300%	0.95%		
April	0.0524%	0.0701%	0.0300%	0.0300%	0.95%		
May	0.0553%	0.0643%	0.0300%	0.0300%	0.95%		
June	0.0575%	0.0719%	0.0000%	0.0000%	0.95%		0.25%
July	0.0630%	0.0722%	Moved to ANB		0.95%		0.15%
August	0.0716%	0.0823%	" "		0.95%		0.15%
September	0.0850%	0.0994%			0.95%		
October	0.0966%	0.1099%			1.25%	1.25%	
November	0.1105%	0.1155%			1.25%	1.25%	
December	0.1863%	0.1868%			1.25%	1.25%	

<b>2014</b>	<b>TexPool</b>	<b>Tex Star</b>	<b>Chase</b>	<b>Retiree</b>	<b>InWood-CD</b>
January	0.0273%	0.0303%	0.0700%	0.0500%	0.75%
February	0.0283%	0.0318%	0.0700%	0.0500%	0.75%
March	0.0299%	0.0400%	0.0700%	0.0500%	0.75%
April	0.0336%	0.0379%	0.0500%	0.0300%	0.75%
May	0.0244%	0.0273%	0.0500%	0.0300%	0.75%

# TexPool

Overview      Portfolio Characteristics      Performance      Literature

## Daily Performance from 07-07-2017 to 07-16-2017

As of Date	Daily Net Yield (%)	Dividend Factor	7 Day Net Yield (%)	Daily Assets (\$)	NAV (\$)	Weighted Average Maturity (WAM)	Weighted Average Life (WAL)
07-07-2017	0.9591	0.000026276	0.9600	17,555,613,526.13	0.99997	37	102
07-08-2017	0.9591	0.000026276	0.9600	17,555,613,526.13	0.99997	37	102
07-09-2017	0.9591	0.000026276	0.9600	17,555,613,526.13	0.99997	37	102
07-10-2017	0.9605	0.000026314	0.9600	17,527,162,664.21	0.99997	35	100
07-11-2017	0.9611	0.000026332	0.9600	17,525,756,187.02	0.99998	35	97
07-12-2017	0.9618	0.000026352	0.9600	17,432,695,908.32	0.99998	36	100
07-13-2017	0.9635	0.000026397	0.9600	17,394,258,345.06	0.99998	37	99
07-14-2017	0.9552	0.000026171	0.9600	17,377,382,952.92	0.99998	38	101
07-15-2017	0.9552	0.000026171	0.9600	17,377,382,952.92	0.99998	38	101
07-16-2017	0.9552	0.000026171	0.9600	17,377,382,952.92	0.99998	38	101

## Monthly Performance from 04-30-2017 to 06-30-2017

As of Date	Average Monthly Rate (%)	Average Monthly Dividend Factor	Average Monthly 7 Day Rate (%)	Average Monthly Balance (\$)	Weighted Average Maturity (WAM)	Weighted Average Life (WAL)	Participants
04-30-2017	0.7121	0.000019510	0.7063	18,548,890,869.87	41	110	2409
05-31-2017	0.7689	0.000021066	0.7635	17,901,955,268.19	39	104	2417
06-30-2017	0.8817	0.000024156	0.8660	17,537,248,240.03	41	105	2422

## Previous Performance Data

[Daily Performance Data January 1997 - April 2002 \(PDF\)](#)

[Monthly Performance Data January 1990 - March 2002 \(PDF\)](#)

Performance quoted represents past performance which is no guarantee of future results. Investment return will vary. The value of an investment, when redeemed, may be worth more or less than the original cost. Current performance may be lower or higher than what is stated.

An investment in the Pool is not insured or guaranteed by any government or government agency. Although the manager of the Pool seeks to preserve principal, it is possible to lose money by depositing money in the Pool.

For more complete information, see the investment policy and information statement available on this website. You should consider the investment's objectives, risks, charges, and expenses carefully before investing. Information about these and other important subjects is in the investment policy and information statement which you should read carefully before investing.

Please note that daily fund prices, dividend factors and yield information (collectively, the "Pricing Information") are posted to this web page at approximately 4:00 p.m. ET and are updated each day that the New York Stock Exchange is open for regular trading. Daily gross yields and 7 day unsubsidized net yields are updated at approximately 8:30 p.m. ET. Daily fund prices, dividend factors, and yield information are subject to normal quality control, validation, and verification after such posting, and prior to 10:00 a.m. ET the next business day, remain subject to change. Taxable Money Market Fund daily dividend factors, may include short term capital gains. Please take this into consideration when using this information.

Federated Investment Counseling

Not FDIC Insured

May Lose Value

No Bank Guarantee



## Monthly Rate History

### Rate History

Year: 2017 ▼

Month	Avg. Rate
JAN	0.5452%
FEB	0.5533%
MAR	0.6269%
APR	0.7140%
MAY	0.7535%
JUN	0.8631%

- (1) This weighted average maturity calculation uses the SEC rule 2a7 definition for stated maturity for any floating rate instruments held in the portfolio to determine the weighted average maturity for the pool. This rule specifies that a variable rate instrument to be paid in 397 calendar days or less shall be deemed to have a maturity equal to the period remaining until the next readjustment of the interest rate.
- (2) This weighted average maturity calculation uses the final maturity of any floating rate instruments held in the portfolio to calculate the weighted average maturity for the pool.
- (3) The yield for each date reflects a partial waiver of management fees, as provided for in the TexSTAR Information Statement.

TexSTAR Participant Services \* FirstSouthwest  
 1201 Elm Street, Suite 3500 \* Dallas, Texas 75270 \* [www.texstar.org](http://www.texstar.org) \* 1-800-TEX-STAR \* 214-953-8890 \* FAX 214-953-8878



## Monthly Rate History

---

### Rate History

---

Year:  ▾

Month	Avg. Rate
January	0.9642%
February	0.9716%
March	1.0089%
April	1.0739%
May	1.0761%
June	1.1333%

(1) This weighted average maturity calculation uses the SEC rule 2a7 definition for stated maturity for any floating rate instruments held in the portfolio to determine the weighted average maturity for the pool. This rule specifies that a variable rate instrument to be paid in 397 calendar days or less shall be deemed to have a maturity equal to the period remaining until the next readjustment of the interest rate.

(2) This weighted average maturity calculation uses the final maturity of any floating rate instruments held in the portfolio to calculate the weighted average maturity for the pool.

For further assistance, please contact LOGIC Participant Services at 1-800-895-6442.



HUNT COUNTY, TEXAS  
 POOLED CASH REPORT (FUND 99)  
 AS OF: JUNE 30TH, 2017

FUND ACCC	0.00 *	BEGINNING BALANCE	CURRENT ACTIVITY	CURRENT BALANCE
<u>CLAIM ON C</u>	<u>0.0</u>			
10-10001	7,022,583.98 +	8,353,136.68 (	1,330,552.70)	7,022,583.98
15-10001	449,605.06 +	422,006.93	27,598.13	449,605.06
20-10001	14,589.97 +	20,035.72 (	5,445.75)	14,589.97
21-10001	75,880.37 +	56,872.76	19,007.61	75,880.37
22-10001	33,457.45 +	( 7,351.32)	40,808.77	33,457.45
23-10001	62,755.59 +	110,127.22 (	47,371.63)	62,755.59
24-10001	39,770.89 +	54,573.03 (	20,829.71)	33,743.32
25-10001	33,743.32 +	( 39,770.89 (	2,463.16)	37,307.73
26-10001	37,307.73 +	( 47,927.55) (	6,992.28) (	54,919.83)
27-10001	54,919.83 -	115,990.94) (	27,965.65) (	143,956.59)
44-10001	0.00 -	0.00	0.00	0.00
45-10001	143,956.59 -	( 365,107.48) (	146,823.75) (	511,931.23)
61-10001	511,931.23 -	0.00	0.00	0.00
68-10001	138,639.37 +	140,174.52 (	1,535.15)	138,639.37
70-10001	10,145.31 +	0.00	0.00	0.00
71-10001	66,274.92 +	10,877.96 (	732.65)	10,145.31
74-10001	13,932.25 +	66,274.92	0.00	66,274.92
75-10001	508,664.60 +	13,786.60	145.65	13,932.25
81-10001	38,341.23 +	488,622.61	20,041.99	508,664.60
82-10001	35,172.10 +	35,172.10	3,169.13	38,341.23
83-10001	35,781.24 +	66,212.31 (	516.50)	65,695.81
84-10001	3,375.56 +	35,781.24	570.00	36,351.24
85-10001	86,940.95 +	3,375.56	206.35	3,581.91
86-10001	60,989.54 +	86,940.95	1,090.50	88,031.45
87-10001	505,525.72 +	60,989.54 (	4,483.21)	56,506.33
88-10001	20,047.43 +	505,525.72	18,480.00	524,005.72
89-10001	52,499.40 +	20,047.43	1,840.13	21,887.56
91-10001	524,005.72 +	52,499.40 (	890.00)	51,609.40
95-10001	85,362.05 +	709,065.05 (	73,775.61)	635,289.44
96-10001	21,887.56 +	86,403.24 (	1,041.19)	85,362.05
97-10001	0.00 +	0.00	0.00	0.00
TOTAL CLAIM	51,609.40 +	10,901,895.09 (	1,538,460.68)	9,363,434.41
	635,289.44 +	=====	=====	=====
	85,362.05 +			
<u>CASH IN BANK</u>	<u>027</u>			
99-10000	9,363,434.41 *	587,135.67 (	578,038.36)	9,097.31
99-10001		10,314,759.42 (	960,422.32)	9,354,337.10
SUBTOTAL (	9,363,434.41 +	10,901,895.09 (	1,538,460.68)	9,363,434.41
<u>WAGES PAY</u>	<u>002</u>			
99-21000	0.00 *	0.00	0.00	0.00
SUBTOTAL V	0.00	0.00	0.00	0.00
TOTAL CASH IN BANK - POOLED CASH		10,901,895.09 (	1,538,460.68)	9,363,434.41
		=====	=====	=====

## BALANCE SHEET

AS OF: JULY 31ST, 2017

40 -LONG TERM DEBT ACCT GROUP

ACCOUNT#	TITLE		
<b>ASSETS</b>			
=====			
19110	PRINC. STATE COMPTROLLER	0.00	
19603	2015 TAX NOTES	0.00	
19604	SERIES 2015 REFUND. BONDS	0.00	
19605	2005 REFUNDING BOND	0.00	
19716	PRIN. COMPTR. UPGRADE 08	0.00	
19720	AMT. TO BE PROVIDED FOR COMPEN	0.00	
19722	PHASE II - JOHNSON CONTROLS	0.00	
19723	PCT 2 RECLAIMER	0.00	
19810	DEF.RESOURCE OUTFLOW PENSION	<u>5,925,567.00</u>	
			<u>5,925,567.00</u>
TOTAL ASSETS			5,925,567.00
=====			
<b>LIABILITIES</b>			
=====			
27110	RESERVE STATE COMPTROLLER	832,789.04	
27111	RESERVE STATE COMPTROLLER II	186,470.82	
27603	2015 TAX NOTES	1,955,000.00	
27604	SERIES 2015 REFUND. BONDS	2,005,000.00	
27605	2005 G.O. REFUNDING BOND	0.00	
27608	2017 ROAD BONDS PAYABLE	0.00	
27695	BOND PREMIUM PAYABLE	0.00	
27696	2017 ROAD BONDS PREMIUM	0.00	
27716	RESERV. COMPTR. UPGRADE 08	0.00	
27720	LIABILITY FOR COMPENSATED ABSE	349,029.00	
27722	PHASE II - JOHNSON CONTROLS	0.00	
27723	PCT 2 EQUIPMENT BB&T	224,746.01	
27724	PCT 2 EQUIPMENT SPFC	160,248.97	
27725	PCT 3 EQUIPMENT SPFC	309,276.27	
27805	OPEB PENSION LIABILITY	5,869,339.00	
27806	GASB 68 PENSION LIABILITY	5,887,608.00	
27810	DEF. RESOURCE INFLOW PENSION	<u>631,495.00</u>	
TOTAL LIABILITIES			<u>18,411,002.11</u>
<b>EQUITY</b>			
=====			
33000	Unreserved Fund Balance	( 12,485,435.11)	
TOTAL BEGINNING EQUITY		( 12,485,435.11)	
TOTAL EQUITY & REV. OVER/(UNDER) EXP.		( 12,485,435.11)	
TOTAL LIABILITIES, EQUITY & REV.OVER/(UNDER) EXP.			5,925,567.00
=====			

TexPool Participant Services  
 C/O Federated Investors Inc.  
 1001 Texas Avenue, Suite 1400  
 Houston, TX 77002



**TEXAS TRUST**  
 TEXAS TREASURY SAFEKEEPING TRUST COMPANY  
 COMPTROLLER GLENN HEGAR, CHAIRMAN

# Participant Statement

HUNT COUNTY  
 GENERAL FUND  
 ATTN DELORES SHELTON  
 PO BOX 1097  
 GREENVILLE TX 75403-1097

**Statement Period** 06/01/2017 - 06/30/2017

Page 1 of 2

**Customer Service** 1-866-TEX-POOL  
**Location ID** 000077789  
**Investor ID** 000007125

## TexPool Update

Do you have feedback to give TexPool to help us serve you better? Click on Contact Us on either TexPool.com or TexConnect to send us an email or call TexPool Participant Services at 866-839-7665. We would love to hear from you!

## TexPool Summary

Pool Name	Beginning Balance	Total Deposits	Total Withdrawals	Total Interest	Current Balance	Average Balance
Texas Local Government Investment Pool	\$6,233,489.89	\$0.00	\$3,000,000.00	\$2,809.52	\$3,236,299.41	\$3,933,583.54
<b>Total Dollar Value</b>	<b>\$6,233,489.89</b>	<b>\$0.00</b>	<b>\$3,000,000.00</b>	<b>\$2,809.52</b>	<b>\$3,236,299.41</b>	

## Portfolio Value

Pool Name	Pool/Account	Market Value (06/01/2017)	Share Price (06/30/2017)	Shares Owned (06/30/2017)	Market Value (06/30/2017)
Texas Local Government Investment Pool	449/1160200004	\$6,233,489.89	\$1.00	3,236,299.410	\$3,236,299.41
<b>Total Dollar Value</b>		<b>\$6,233,489.89</b>			<b>\$3,236,299.41</b>

## Interest Summary

Pool Name	Pool/Account	Month-to-Date Interest	Year-to-Date Interest
Texas Local Government Investment Pool	449/1160200004	\$2,809.52	\$20,993.73
<b>Total</b>		<b>\$2,809.52</b>	<b>\$20,993.73</b>



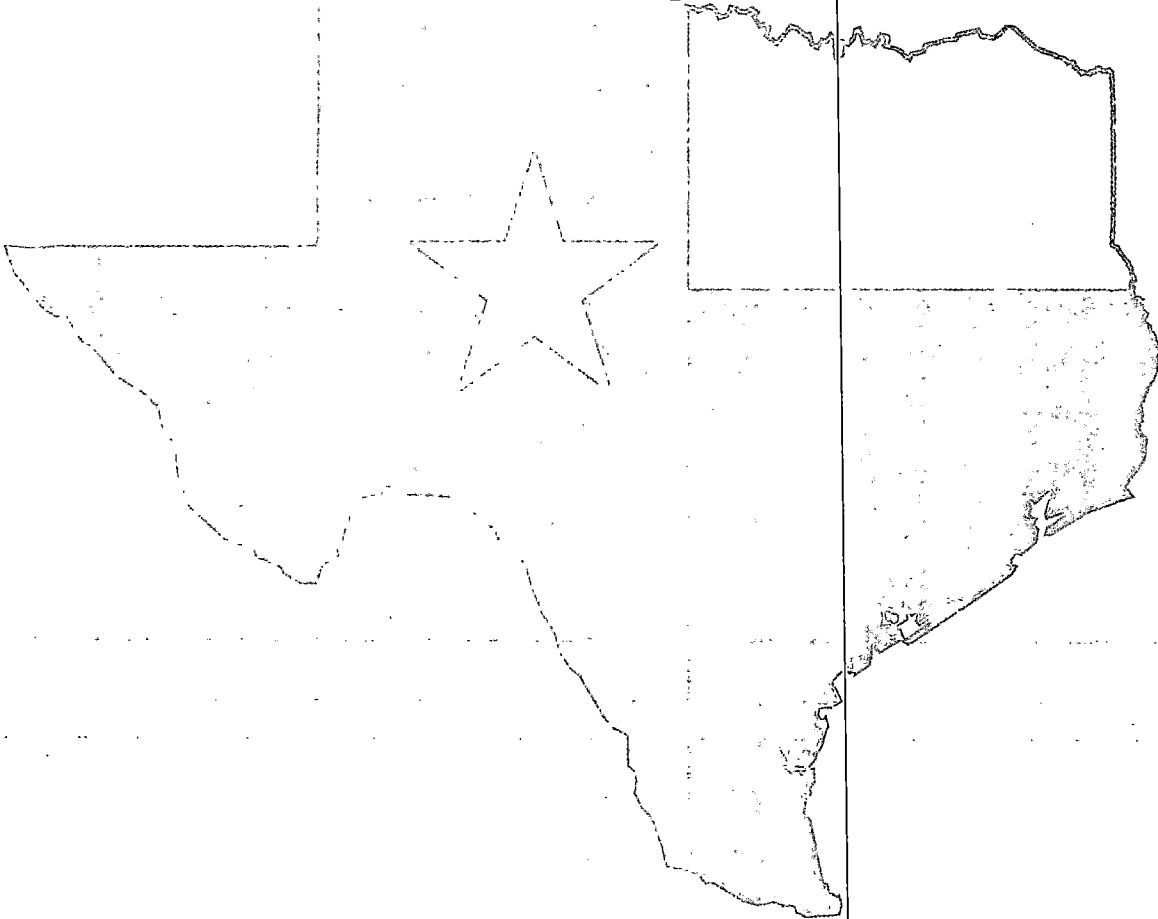
## Transaction Detail

### Texas Local Government Investment Pool

Participant: HUNT COUNTY

Pool/Account: 449/1160200004

Transaction Date	Settlement Date	Transaction Description	Transaction Dollar Amount	Share Price	Shares This Transaction	Shares Owned
06/01/2017	06/01/2017	BEGINNING BALANCE	\$6,233,489.89	\$1.00		6,233,489.890
06/08/2017	06/08/2017	WITHDRAWAL	\$3,000,000.00-	\$1.00	3,000,000.000-	3,233,489.890
06/30/2017	06/30/2017	MONTHLY POSTING	\$2,809.52	\$1.00	2,809.520	3,236,299.410
<b>Account Value as of 06/30/2017</b>			<b>\$3,236,299.41</b>	<b>\$1.00</b>		<b>3,236,299.410</b>



TexPool Participant Services  
 C/O Federated Investors Inc.  
 1001 Texas Avenue, Suite 1400  
 Houston, TX 77002



**TEXAS TRUST**  
 TEXAS TREASURY SAFEKEEPING TRUST COMPANY  
 COMPTROLLER GLENN HEGAR, CHAIRMAN

# Participant Statement

HUNT COUNTY  
 ROAD & BRIDGE #1  
 ATTN DELORES SHELTON  
 PO BOX 1097  
 GREENVILLE TX 75403-1097

**Statement Period** 06/01/2017 - 06/30/2017

Page 1 of 2

**Customer Service** 1-866-TEX-POOL  
**Location ID** 000077789  
**Investor ID** 000011918

## TexPool Update

Do you have feedback to give TexPool to help us serve you better? Click on Contact Us on either TexPool.com or TexConnect to send us an email or call TexPool Participant Services at 866-839-7665. We would love to hear from you!

## TexPool Summary

Pool Name	Beginning Balance	Total Deposits	Total Withdrawals	Total Interest	Current Balance	Average Balance
Texas Local Government Investment Pool	\$1,053,720.34	\$0.00	\$500,000.00	\$479.02	\$554,199.36	\$670,402.97
<b>Total Dollar Value</b>	<b>\$1,053,720.34</b>	<b>\$0.00</b>	<b>\$500,000.00</b>	<b>\$479.02</b>	<b>\$554,199.36</b>	

## Portfolio Value

Pool Name	Pool/Account	Market Value (06/01/2017)	Share Price (06/30/2017)	Shares Owned (06/30/2017)	Market Value (06/30/2017)
Texas Local Government Investment Pool	449/1160200007	\$1,053,720.34	\$1.00	554,199.360	\$554,199.36
<b>Total Dollar Value</b>		<b>\$1,053,720.34</b>			<b>\$554,199.36</b>

## Interest Summary

Pool Name	Pool/Account	Month-to-Date Interest	Year-to-Date Interest
Texas Local Government Investment Pool	449/1160200007	\$479.02	\$3,052.62
<b>Total</b>		<b>\$479.02</b>	<b>\$3,052.62</b>



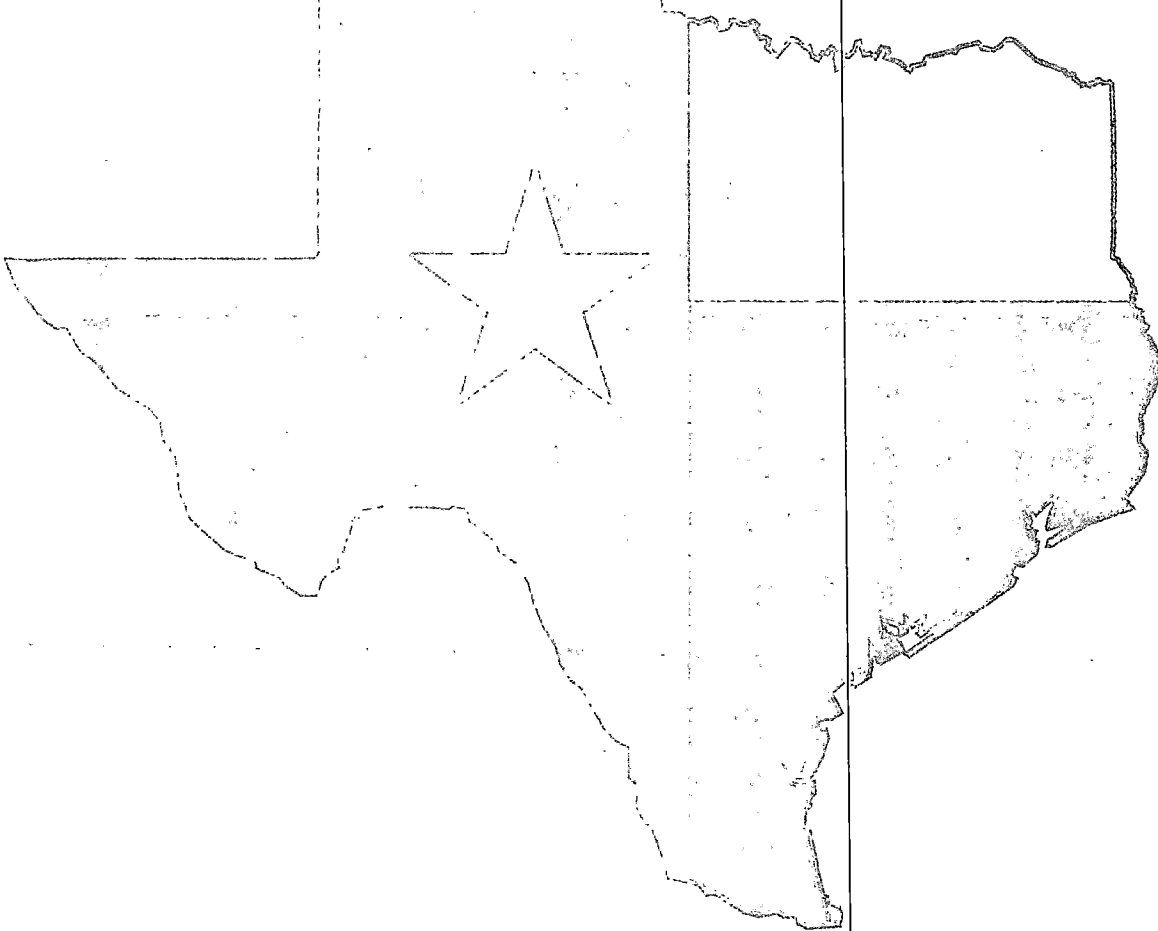
## Transaction Detail

### Texas Local Government Investment Pool

Participant: HUNT COUNTY

Pool/Account: 449/1160200007

Transaction Date	Settlement Date	Transaction Description	Transaction Dollar Amount	Share Price	Shares This Transaction	Shares Owned
06/01/2017	06/01/2017	BEGINNING BALANCE	\$1,053,720.34	\$1.00		1,053,720.340
06/08/2017	06/08/2017	WITHDRAWAL	\$500,000.00	\$1.00	500,000.000	553,720.340
06/30/2017	06/30/2017	MONTHLY POSTING	\$479.02	\$1.00	479.020	554,199.360
<b>Account Value as of 06/30/2017</b>			<b>\$554,199.36</b>	<b>\$1.00</b>		<b>554,199.360</b>



TexPool Participant Services  
 C/O Federated Investors Inc.  
 1001 Texas Avenue, Suite 1400  
 Houston, TX 77002



**TEXAS TRUST**  
 TEXAS TREASURY SAFEKEEPING TRUST COMPANY  
 COMPTROLLER GLENN HEGAR, CHAIRMAN

# Participant Statement

HUNT COUNTY  
 ROAD & BRIDGE #2  
 ATTN DELORES SHELTON  
 PO BOX 1097  
 GREENVILLE TX 75403-1097

**Statement Period** 06/01/2017 - 06/30/2017

Page 1 of 2

**Customer Service** 1-866-TEX-POOL  
**Location ID** 000077789  
**Investor ID** 000011919

## TexPool Update

Do you have feedback to give TexPool to help us serve you better? Click on Contact Us on either TexPool.com or TexConnect to send us an email or call TexPool Participant Services at 866-839-7665. We would love to hear from you!

## TexPool Summary

Pool Name	Beginning Balance	Total Deposits	Total Withdrawals	Total Interest	Current Balance	Average Balance
Texas Local Government Investment Pool	\$933,095.58	\$0.00	\$580,000.00	\$373.06	\$353,468.64	\$525,774.68
<b>Total Dollar Value</b>	<b>\$933,095.58</b>	<b>\$0.00</b>	<b>\$580,000.00</b>	<b>\$373.06</b>	<b>\$353,468.64</b>	

## Portfolio Value

Pool Name	Pool/Account	Market Value (06/01/2017)	Share Price (06/30/2017)	Shares Owned (06/30/2017)	Market Value (06/30/2017)
Texas Local Government Investment Pool	449/1160200008	\$933,095.58	\$1.00	353,468.640	\$353,468.64
<b>Total Dollar Value</b>		<b>\$933,095.58</b>			<b>\$353,468.64</b>

## Interest Summary

Pool Name	Pool/Account	Month-to-Date Interest	Year-to-Date Interest
Texas Local Government Investment Pool	449/1160200008	\$373.06	\$2,905.64
<b>Total</b>		<b>\$373.06</b>	<b>\$2,905.64</b>



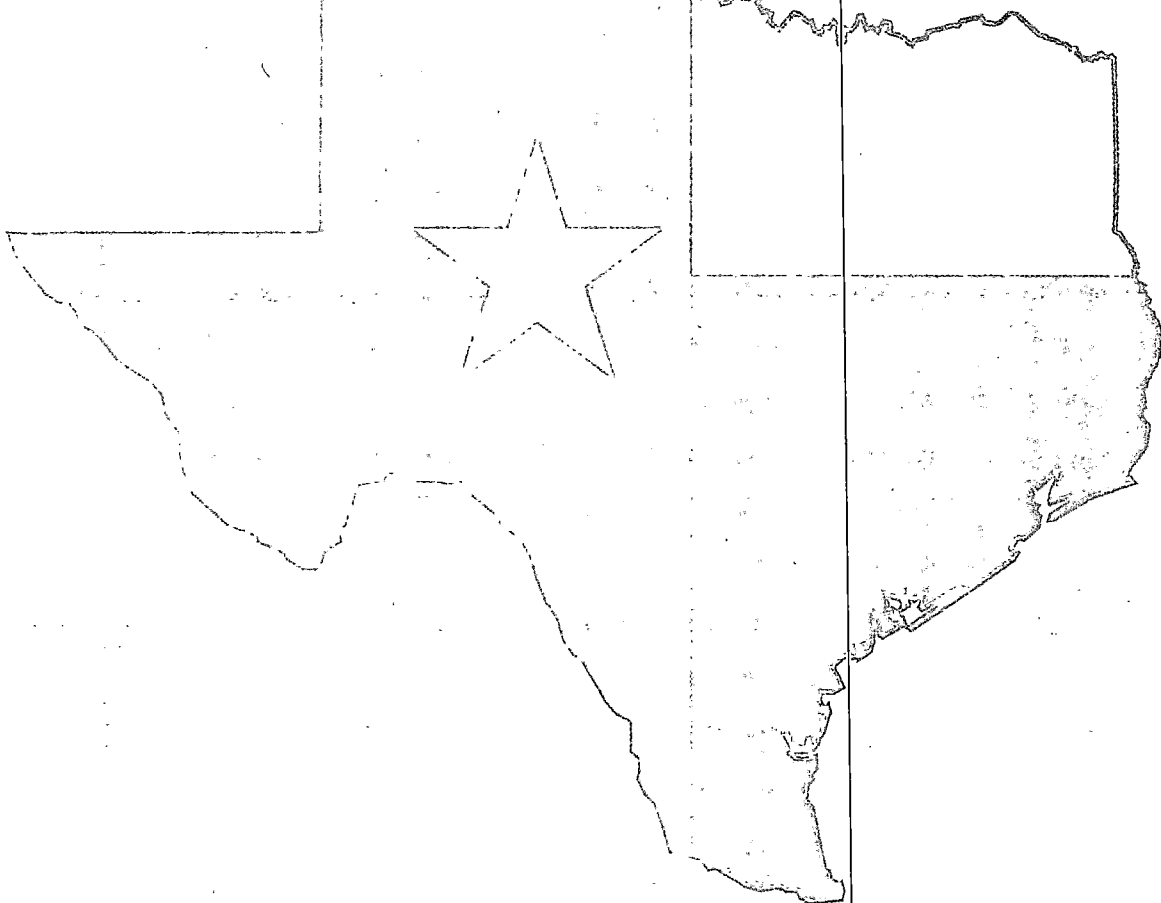
## Transaction Detail

### Texas Local Government Investment Pool

Participant: HUNT COUNTY

Pool/Account: 449/1160200008

Transaction Date	Settlement Date	Transaction Description	Transaction Dollar Amount	Share Price	Shares This Transaction	Shares Owned
06/01/2017	06/01/2017	BEGINNING BALANCE	\$933,095.58	\$1.00		933,095.580
06/08/2017	06/08/2017	WITHDRAWAL	\$500,000.00-	\$1.00	500,000.000-	433,095.580
06/22/2017	06/22/2017	WITHDRAWAL	\$80,000.00-	\$1.00	80,000.000-	353,095.580
06/30/2017	06/30/2017	MONTHLY POSTING	\$373.06	\$1.00	373.060	353,468.640
<b>Account Value as of 06/30/2017</b>			<b>\$353,468.64</b>	<b>\$1.00</b>		<b>353,468.640</b>





TexPool Participant Services  
 C/O Federated Investors Inc.  
 1001 Texas Avenue, Suite 1400  
 Houston, TX 77002



**TEXAS TRUST**  
 TEXAS TREASURY SAFEKEEPING TRUST COMPANY  
 COMPTROLLER GLENN HEGAR, CHAIRMAN

# Participant Statement

HUNT COUNTY  
 ROAD & BRIDGE #3  
 ATTN DELORES SHELTON  
 PO BOX 1097  
 GREENVILLE TX 75403-1097

**Statement Period** 06/01/2017 - 06/30/2017

Page 1 of 2

**Customer Service** 1-866-TEX-POOL  
**Location ID** 000077789  
**Investor ID** 000011920

## TexPool Update

Do you have feedback to give TexPool to help us serve you better? Click on Contact Us on either TexPool.com or TexConnect to send us an email or call TexPool Participant Services at 866-839-7665. We would love to hear from you!

## TexPool Summary

Pool Name	Beginning Balance	Total Deposits	Total Withdrawals	Total Interest	Current Balance	Average Balance
Texas Local Government Investment Pool	\$806,853.70	\$0.00	\$450,000.00	\$328.52	\$357,182.22	\$461,864.65
<b>Total Dollar Value</b>	<b>\$806,853.70</b>	<b>\$0.00</b>	<b>\$450,000.00</b>	<b>\$328.52</b>	<b>\$357,182.22</b>	

## Portfolio Value

Pool Name	Pool/Account	Market Value (06/01/2017)	Share Price (06/30/2017)	Shares Owned (06/30/2017)	Market Value (06/30/2017)
Texas Local Government Investment Pool	449/1160200009	\$806,853.70	\$1.00	357,182,220	\$357,182.22
<b>Total Dollar Value</b>		<b>\$806,853.70</b>			<b>\$357,182.22</b>

## Interest Summary

Pool Name	Pool/Account	Month-to-Date Interest	Year-to-Date Interest
Texas Local Government Investment Pool	449/1160200009	\$328.52	\$2,441.78
<b>Total</b>		<b>\$328.52</b>	<b>\$2,441.78</b>



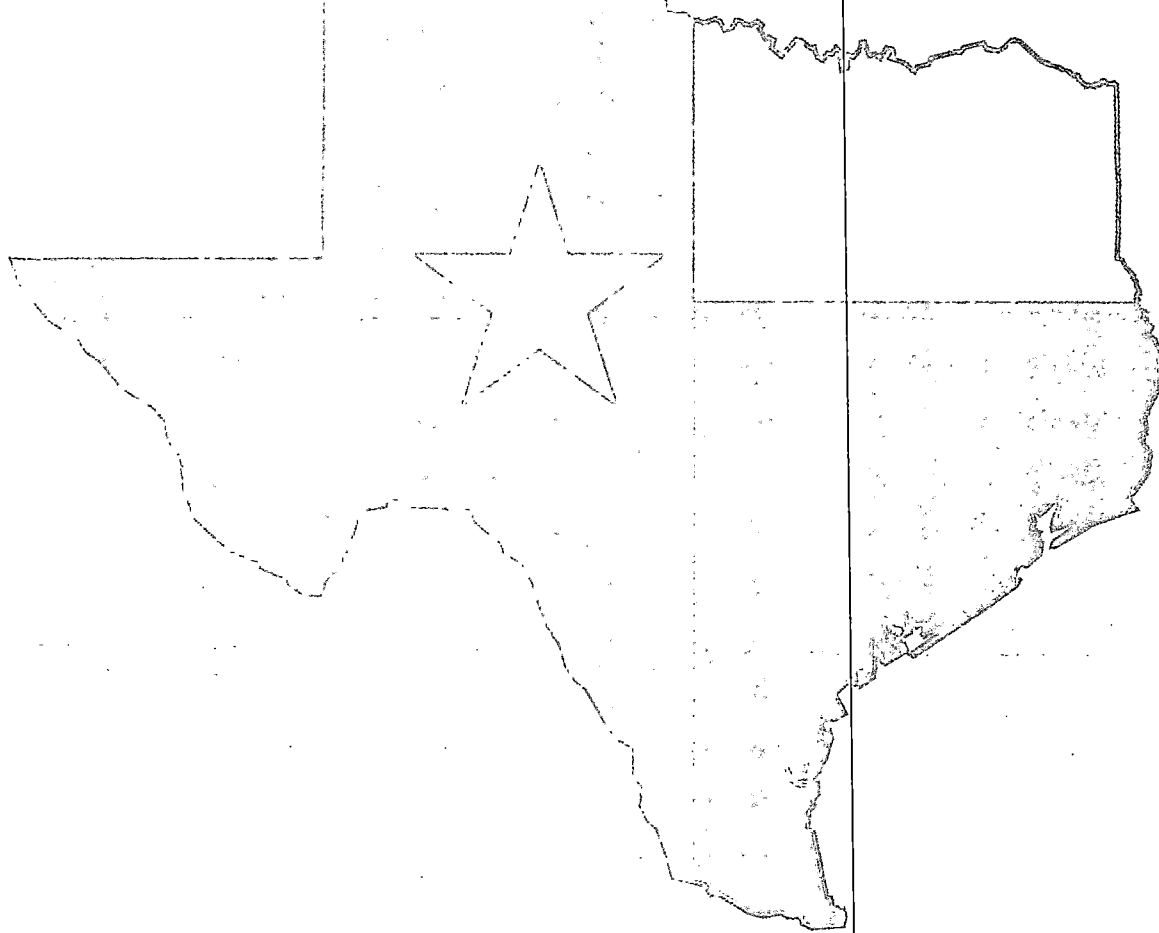
## Transaction Detail

### Texas Local Government Investment Pool

Participant: HUNT COUNTY

Pool/Account: 449/1160200009

Transaction Date	Settlement Date	Transaction Description	Transaction Dollar Amount	Share Price	Shares This Transaction	Shares Owned
06/01/2017	06/01/2017	BEGINNING BALANCE	\$806,853.70	\$1.00		806,853.700
06/08/2017	06/08/2017	WITHDRAWAL	\$450,000.00-	\$1.00	450,000.000-	356,853.700
06/30/2017	06/30/2017	MONTHLY POSTING	\$328.52	\$1.00	328.520	357,182.220
<b>Account Value as of 06/30/2017</b>			<b>\$357,182.22</b>	<b>\$1.00</b>		<b>357,182.220</b>



TexPool Participant Services  
 C/O Federated Investors Inc.  
 1001 Texas Avenue, Suite 1400  
 Houston, TX 77002



**TEXAS TRUST**  
 TEXAS TREASURY SAFEKEEPING TRUST COMPANY  
 COMPTROLLER GLENN HEGAR, CHAIRMAN

# Participant Statement

HUNT COUNTY  
 ROAD & BRIDGE #4  
 ATTN DELORES SHELTON  
 PO BOX 1097  
 GREENVILLE TX 75403-1097

Statement Period **06/01/2017 - 06/30/2017**

Page 1 of 2

Customer Service **1-866-TEX-POOL**  
 Location ID 000077789  
 Investor ID 000011921

## TexPool Update

Do you have feedback to give TexPool to help us serve you better? Click on Contact Us on either TexPool.com or TexConnect to send us an email or call TexPool Participant Services at 866-839-7665. We would love to hear from you!

## TexPool Summary

Pool Name	Beginning Balance	Total Deposits	Total Withdrawals	Total Interest	Current Balance	Average Balance
Texas Local Government Investment Pool	\$1,249,014.92	\$0.00	\$600,000.00	\$563.62	\$649,578.54	\$789,033.71
<b>Total Dollar Value</b>	<b>\$1,249,014.92</b>	<b>\$0.00</b>	<b>\$600,000.00</b>	<b>\$563.62</b>	<b>\$649,578.54</b>	

## Portfolio Value

Pool Name	Pool/Account	Market Value (06/01/2017)	Share Price (06/30/2017)	Shares Owned (06/30/2017)	Market Value (06/30/2017)
Texas Local Government Investment Pool	449/1160200010	\$1,249,014.92	\$1.00	649,578.540	\$649,578.54
<b>Total Dollar Value</b>		<b>\$1,249,014.92</b>			<b>\$649,578.54</b>

## Interest Summary

Pool Name	Pool/Account	Month-to-Date Interest	Year-to-Date Interest
Texas Local Government Investment Pool	449/1160200010	\$563.62	\$3,695.82
<b>Total</b>		<b>\$563.62</b>	<b>\$3,695.82</b>



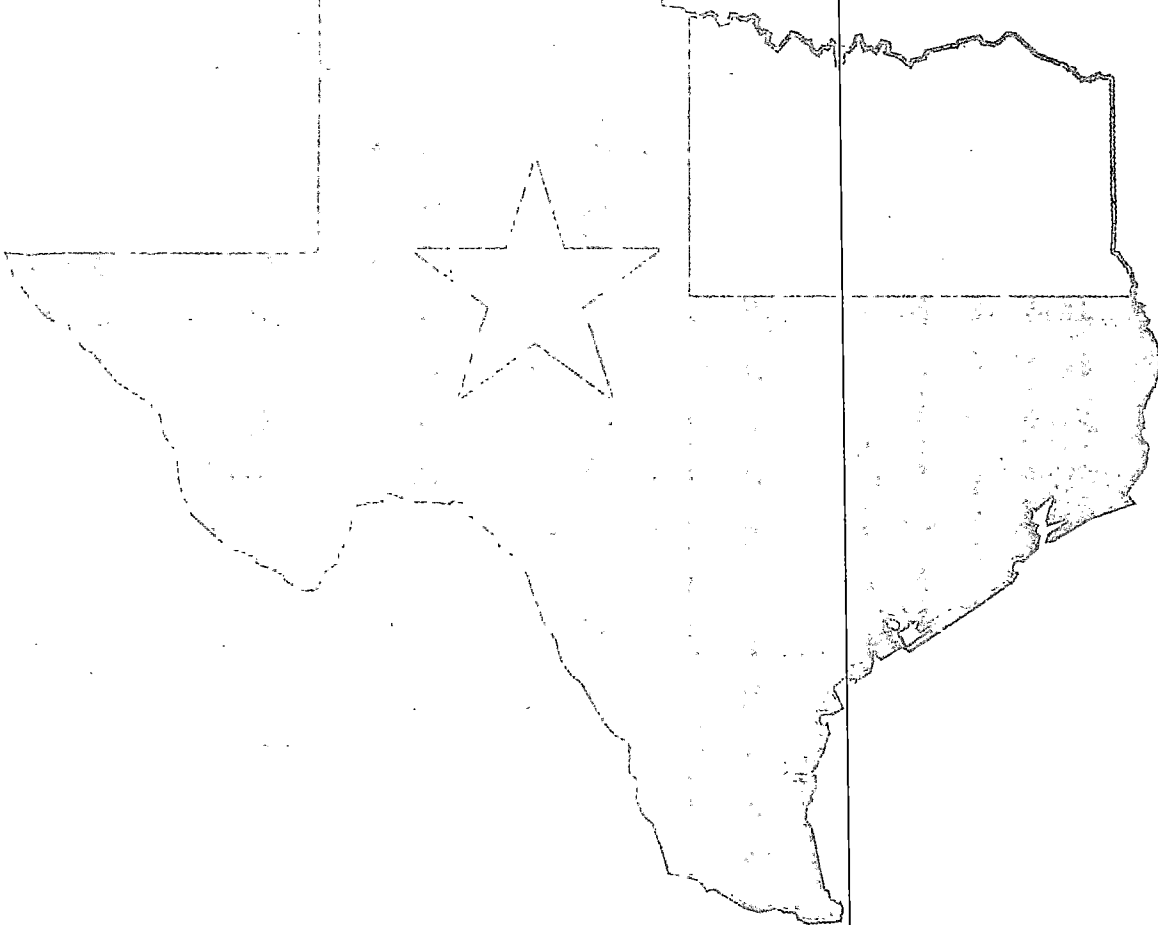
## Transaction Detail

### Texas Local Government Investment Pool

Participant: HUNT COUNTY

Pool/Account: 449/1160200010

Transaction Date	Settlement Date	Transaction Description	Transaction Dollar Amount	Share Price	Shares This Transaction	Shares Owned
06/01/2017	06/01/2017	BEGINNING BALANCE	\$1,249,014.92	\$1.00		1,249,014.920
06/08/2017	06/08/2017	WITHDRAWAL	\$600,000.00	\$1.00	600,000.000	649,014.920
06/30/2017	06/30/2017	MONTHLY POSTING	\$563.62	\$1.00	563.620	649,578.540
<b>Account Value as of 06/30/2017</b>			<b>\$649,578.54</b>	<b>\$1.00</b>		<b>649,578.540</b>



TexPool Participant Services  
 C/O Federated Investors Inc.  
 1001 Texas Avenue, Suite 1400  
 Houston, TX 77002



# Participant Statement

HUNT COUNTY  
 DEBT SERVICE FUND  
 ATTN: DELORES SHELTON  
 PO BOX 1097  
 GREENVILLE TX 75403-1097

Statement Period **06/01/2017 - 06/30/2017**

Page 1 of 2

Customer Service **1-866-TEX-POOL**  
 Location ID **000077789**  
 Investor ID **000007124**

## TexPool Update

Do you have feedback to give TexPool to help us serve you better? Click on Contact Us on either TexPool.com or TexConnect to send us an email or call TexPool Participant Services at 866-839-7665. We would love to hear from you!

## TexPool Summary

Pool Name	Beginning Balance	Total Deposits	Total Withdrawals	Total Interest	Current Balance	Average Balance
Texas Local Government Investment Pool	\$144,049.96	\$0.00	\$0.00	\$104.40	\$144,154.36	\$144,053.44
<b>Total Dollar Value</b>	<b>\$144,049.96</b>	<b>\$0.00</b>	<b>\$0.00</b>	<b>\$104.40</b>	<b>\$144,154.36</b>	

## Portfolio Value

Pool Name	Pool/Account	Market Value (06/01/2017)	Share Price (06/30/2017)	Shares Owned (06/30/2017)	Market Value (06/30/2017)
Texas Local Government Investment Pool	449/1160200003	\$144,049.96	\$1.00	144,154.360	\$144,154.36
<b>Total Dollar Value</b>		<b>\$144,049.96</b>			<b>\$144,154.36</b>

## Interest Summary

Pool Name	Pool/Account	Month-to-Date Interest	Year-to-Date Interest
Texas Local Government Investment Pool	449/1160200003	\$104.40	\$667.31
<b>Total</b>		<b>\$104.40</b>	<b>\$667.31</b>



TexPool Participant Services  
C/O Federated Investors Inc.  
1001 Texas Avenue, Suite 1400  
Houston, TX 77002

Statement Period 06/01/2017 - 06/30/2017

Page 2 of 2

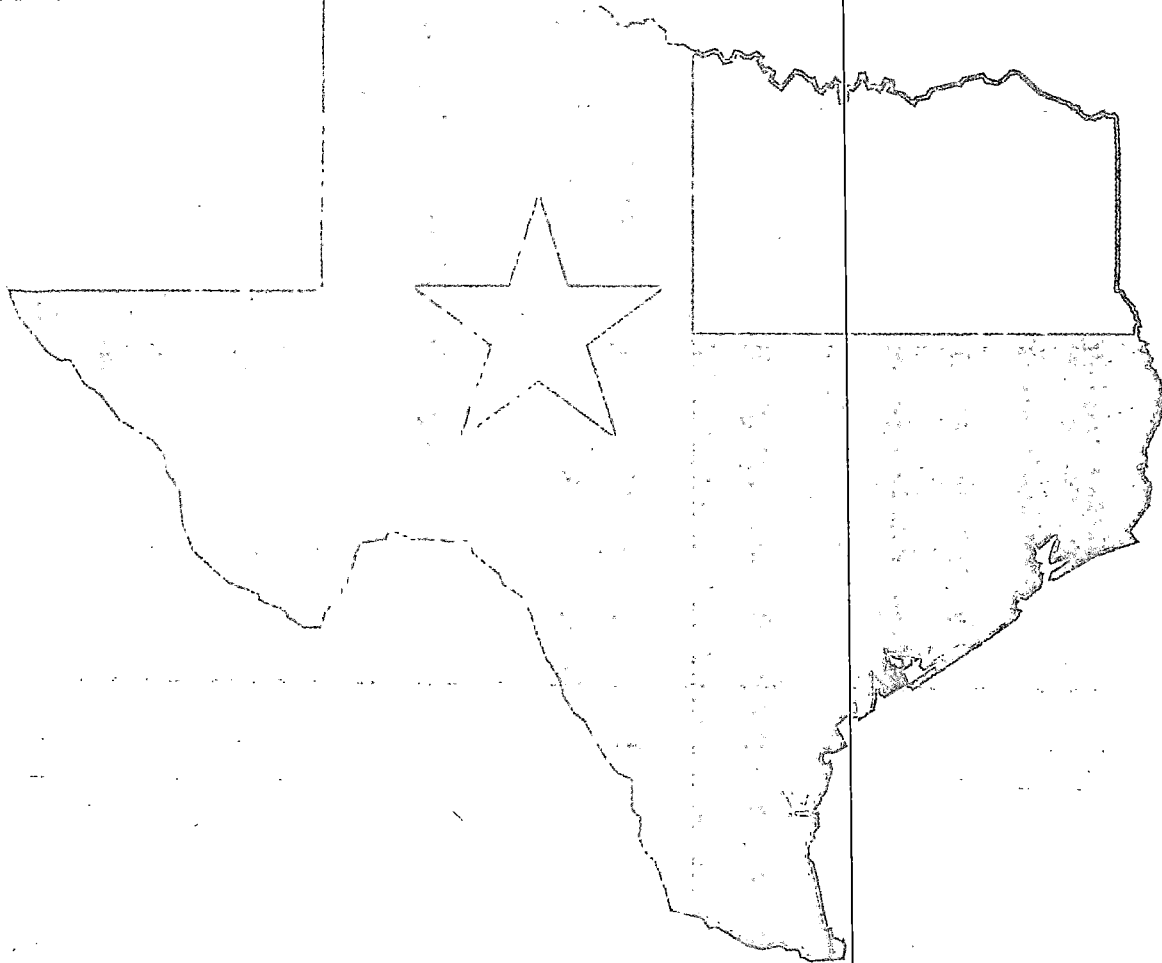
## Transaction Detail

### Texas Local Government Investment Pool

Participant: HUNT COUNTY

Pool/Account: 449/1160200003

Transaction Date	Settlement Date	Transaction Description	Transaction Dollar Amount	Share Price	Shares This Transaction	Shares Owned
06/01/2017	06/01/2017	BEGINNING BALANCE	\$144,049.96	\$1.00		144,049.960
06/30/2017	06/30/2017	MONTHLY POSTING	\$104.40	\$1.00	104.400	144,154.360
Account Value as of 06/30/2017			\$144,154.36	\$1.00		144,154.360



TexPool Participant Services  
 C/O Federated Investors Inc.  
 1001 Texas Avenue, Suite 1400  
 Houston, TX 77002



# Participant Statement

HUNT COUNTY  
 RIGHT OF WAY FUND  
 ATTN: DELORES SHELTON  
 PO BOX 1097  
 GREENVILLE TX 75403-1097

Statement Period **06/01/2017 - 06/30/2017**

Page 1 of 2

Customer Service **1-866-TEX-POOL**  
 Location ID **000077789**  
 Investor ID **000007123**

## TexPool Update

Do you have feedback to give TexPool to help us serve you better? Click on Contact Us on either TexPool.com or TexConnect to send us an email or call TexPool Participant Services at 866-839-7665. We would love to hear from you!

## TexPool Summary

Pool Name	Beginning Balance	Total Deposits	Total Withdrawals	Total Interest	Current Balance	Average Balance
Texas Local Government Investment Pool	\$9,090.74	\$0.00	\$0.00	\$6.59	\$9,097.33	\$9,090.96
<b>Total Dollar Value</b>	<b>\$9,090.74</b>	<b>\$0.00</b>	<b>\$0.00</b>	<b>\$6.59</b>	<b>\$9,097.33</b>	

## Portfolio Value

Pool Name	Pool/Account	Market Value (06/01/2017)	Share Price (06/30/2017)	Shares Owned (06/30/2017)	Market Value (06/30/2017)
Texas Local Government Investment Pool	449/1160200002	\$9,090.74	\$1.00	9,097.330	\$9,097.33
<b>Total Dollar Value</b>		<b>\$9,090.74</b>			<b>\$9,097.33</b>

## Interest Summary

Pool Name	Pool/Account	Month-to-Date Interest	Year-to-Date Interest
Texas Local Government Investment Pool	449/1160200002	\$6.59	\$30.71
<b>Total</b>		<b>\$6.59</b>	<b>\$30.71</b>



TexPool Participant Services  
 C/O Federated Investors Inc.  
 1001 Texas Avenue, Suite 1400  
 Houston, TX 77002

Statement Period **06/01/2017 - 06/30/2017**

Page 2 of 2

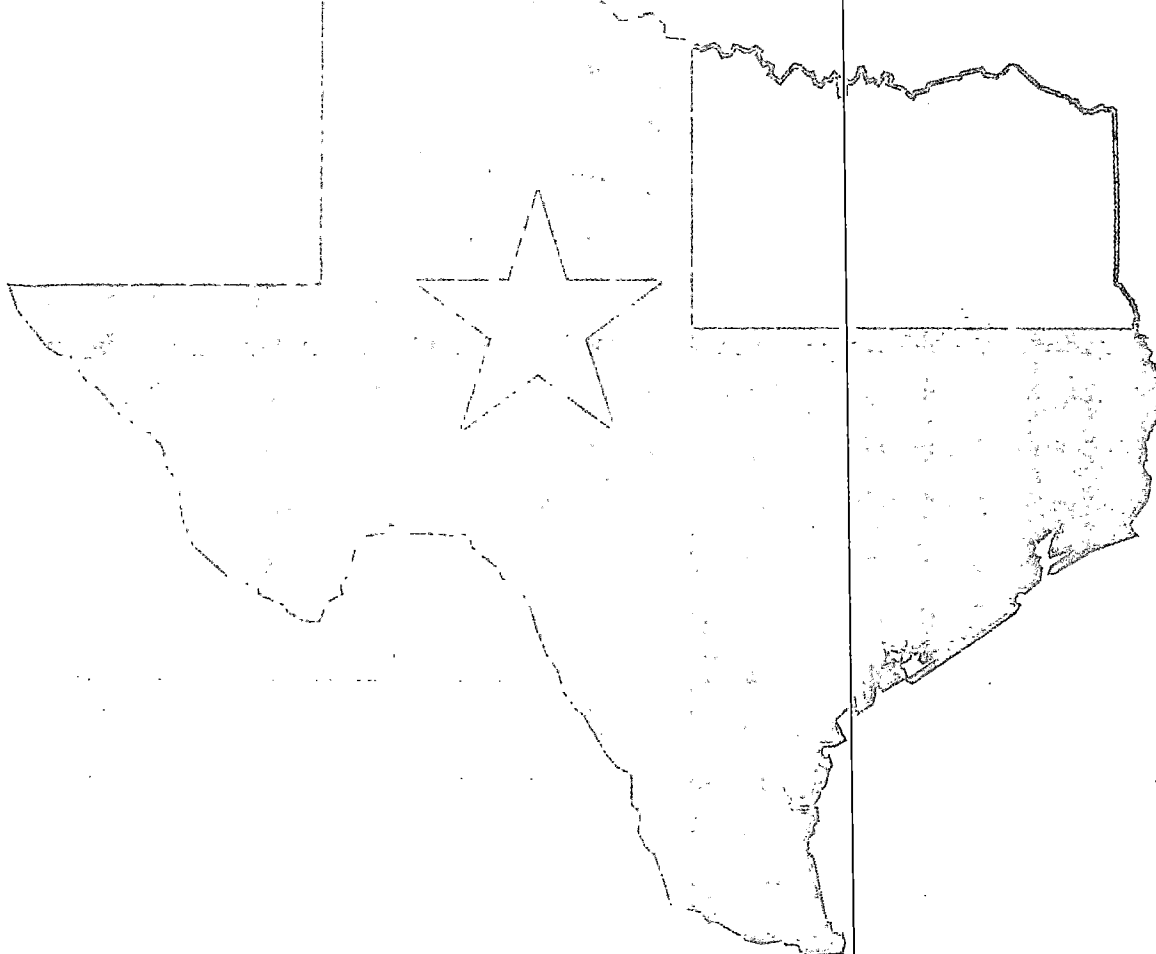
## Transaction Detail

### Texas Local Government Investment Pool

Participant: HUNT COUNTY

Pool/Account: 449/1160200002

Transaction Date	Settlement Date	Transaction Description	Transaction Dollar Amount	Share Price	Shares This Transaction	Shares Owned
06/01/2017	06/01/2017	BEGINNING BALANCE	\$9,090.74	\$1.00		9,090.740
06/30/2017	06/30/2017	MONTHLY POSTING	\$6.59	\$1.00	6.590	9,097.330
<b>Account Value as of 06/30/2017</b>			<b>\$9,097.33</b>	<b>\$1.00</b>		<b>9,097.330</b>





TexPool Participant Services  
 C/O Federated Investors Inc.  
 1001 Texas Avenue, Suite 1400  
 Houston, TX 77002



# Participant Statement

HUNT COUNTY  
 JAIL LAWSUIT SETTLEMENT FUND  
 ATTN DELORES SHELTON  
 PO BOX 1097  
 GREENVILLE TX 75403-1097

Statement Period **06/01/2017 - 06/30/2017**

Page 1 of 2

Customer Service **1-866-TEX-POOL**  
 Location ID **000077789**  
 Investor ID **000018410**

## TexPool Update

Do you have feedback to give TexPool to help us serve you better? Click on Contact Us on either TexPool.com or TexConnect to send us an email or call TexPool Participant Services at 866-839-7665. We would love to hear from you!

## TexPool Summary

Pool Name	Beginning Balance	Total Deposits	Total Withdrawals	Total Interest	Current Balance	Average Balance
Texas Local Government Investment Pool	\$3,167,549.74	\$0.00	\$0.00	\$2,295.52	\$3,169,845.26	\$3,167,626.26
<b>Total Dollar Value</b>	<b>\$3,167,549.74</b>	<b>\$0.00</b>	<b>\$0.00</b>	<b>\$2,295.52</b>	<b>\$3,169,845.26</b>	

## Portfolio Value

Pool Name	Pool/Account	Market Value (06/01/2017)	Share Price (06/30/2017)	Shares Owned (06/30/2017)	Market Value (06/30/2017)
Texas Local Government Investment Pool	449/1160200013	\$3,167,549.74	\$1.00	3,169,845.260	\$3,169,845.26
<b>Total Dollar Value</b>		<b>\$3,167,549.74</b>			<b>\$3,169,845.26</b>

## Interest Summary

Pool Name	Pool/Account	Month-to-Date Interest	Year-to-Date Interest
Texas Local Government Investment Pool	449/1160200013	\$2,295.52	\$10,685.49
<b>Total</b>		<b>\$2,295.52</b>	<b>\$10,685.49</b>



TexPool Participant Services  
 C/O Federated Investors Inc.  
 1001 Texas Avenue, Suite 1400  
 Houston, TX 77002

Statement Period **06/01/2017 - 06/30/2017**

Page 2 of 2

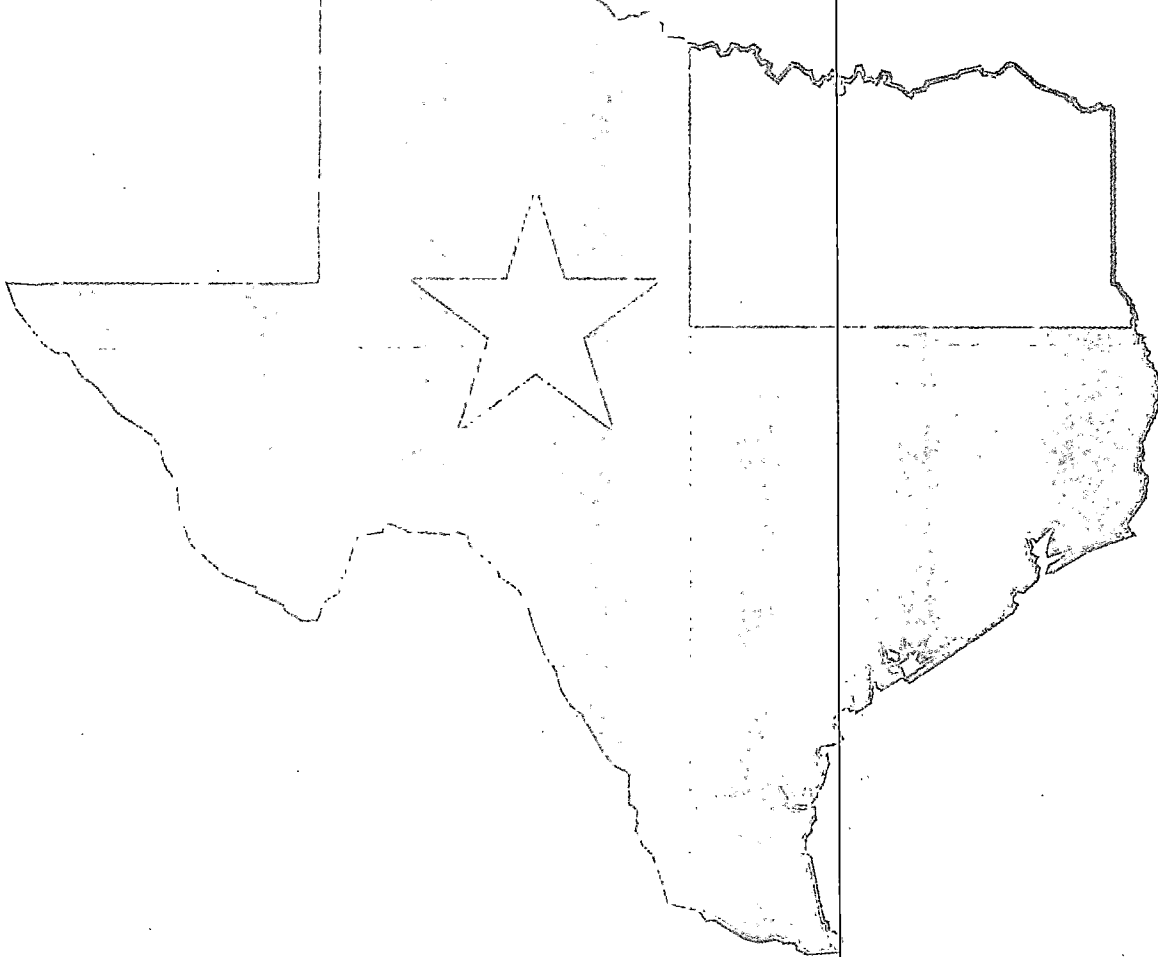
## Transaction Detail

### Texas Local Government Investment Pool

Participant: HUNT COUNTY

Pool/Account: 449/1160200013

Transaction Date	Settlement Date	Transaction Description	Transaction Dollar Amount	Share Price	Shares This Transaction	Shares Owned
06/01/2017	06/01/2017	BEGINNING BALANCE	\$3,167,549.74	\$1.00		3,167,549.740
06/30/2017	06/30/2017	MONTHLY POSTING	\$2,295.52	\$1.00	2,295.520	3,169,845.260
<b>Account Value as of 06/30/2017</b>			<b>\$3,169,845.26</b>	<b>\$1.00</b>		<b>3,169,845.260</b>





HUNT COUNTY  
 ATTN DELORES SHELTON  
 PO BOX 1097  
 GREENVILLE TX 75403-1097

**MONTHLY STATEMENT OF ACCOUNT**

**ACCOUNT:** 1161011110

**ACCOUNT NAME:** GENERAL OPERATING

**STATEMENT PERIOD:** 06/01/2017 - 06/30/2017

TEXSTAR MONTHLY SUMMARY: THE AVERAGE MONTHLY RATE WAS 0.8631%. THE AVERAGE WEIGHTED AVERAGE MATURITY WAS 30 DAYS AND THE NET ASSET VALUE FOR 6/30/17 WAS 0.999993.

<b>MONTHLY ACTIVITY DETAIL</b>				
TRANSACTION DATE	DESCRIPTION	CONFIRMATION NUMBER	TRANSACTION AMOUNT	BALANCE
	BEGINNING BALANCE			4,230,731.53
06/30/2017	MONTHLY POSTING	9999888	3,001.23	4,233,732.76
	ENDING BALANCE			4,233,732.76

<b>MONTHLY ACCOUNT SUMMARY</b>	
BEGINNING BALANCE	4,230,731.53
TOTAL DEPOSITS	0.00
TOTAL WITHDRAWALS	0.00
TOTAL INTEREST	3,001.23
ENDING BALANCE	4,233,732.76
AVERAGE BALANCE	4,230,731.53

<b>ACTIVITY SUMMARY (YEAR-TO-DATE)</b>			
ACCOUNT NAME	DEPOSITS	WITHDRAWALS	INTEREST
GENERAL OPERATING	3,000,000.00	0.00	12,369.15

IF YOU HAVE ANY QUESTIONS, PLEASE CONTACT TEXSTAR PARTICIPANT SERVICES AT 1-800-839-7827.





HUNT COUNTY  
ATTN DELORES SHELTON  
PO BOX 1097  
GREENVILLE TX 75403-1097

### MONTHLY STATEMENT OF ACCOUNT

ACCOUNT: 6001017001

ACCOUNT NAME: GO FUND

STATEMENT PERIOD: 06/01/2017 - 06/30/2017

LOGIC MONTHLY SUMMARY: THE AVERAGE MONTHLY RATE WAS 1.1333%. THE AVERAGE WEIGHTED AVERAGE MATURITY WAS 25 DAYS AND THE NET ASSET VALUE FOR 6/30/17 WAS 1.000122.

#### MONTHLY ACTIVITY DETAIL

TRANSACTION DATE	DESCRIPTION	CONFIRMATION NUMBER	TRANSACTION AMOUNT	BALANCE
	BEGINNING BALANCE			0.00
06/05/2017	ACH DEPOSIT	214572	1,000.00	1,000.00
06/13/2017	ACH DEPOSIT	6082913	2,400,000.00	2,401,000.00
06/30/2017	MONTHLY POSTING	9999888	1,379.08	2,402,379.08
	ENDING BALANCE			2,402,379.08

#### MONTHLY ACCOUNT SUMMARY

BEGINNING BALANCE	0.00
TOTAL DEPOSITS	2,401,000.00
TOTAL WITHDRAWALS	0.00
TOTAL INTEREST	1,379.08
ENDING BALANCE	2,402,379.08
AVERAGE BALANCE	1,440,866.67

#### ACTIVITY SUMMARY (YEAR-TO-DATE)

ACCOUNT NAME	DEPOSITS	WITHDRAWALS	INTEREST
GO FUND	2,401,000.00	0.00	1,379.08





HUNT COUNTY  
ATTN DELORES SHELTON  
PO BOX 1097  
GREENVILLE TX 75403-1097

### MONTHLY STATEMENT OF ACCOUNT

ACCOUNT: 6001017002

ACCOUNT NAME: R&B #1

STATEMENT PERIOD: 06/01/2017 - 06/30/2017

LOGIC MONTHLY SUMMARY: THE AVERAGE MONTHLY RATE WAS 1.1333%. THE AVERAGE WEIGHTED AVERAGE MATURITY WAS 25 DAYS AND THE NET ASSET VALUE FOR 6/30/17 WAS 1.000122.

#### MONTHLY ACTIVITY DETAIL

TRANSACTION DATE	DESCRIPTION	CONFIRMATION NUMBER	TRANSACTION AMOUNT	BALANCE
	BEGINNING BALANCE			0.00
06/13/2017	ACH DEPOSIT	214572	450,000.00	450,000.00
06/30/2017	MONTHLY POSTING	9999888	258.42	450,258.42
	ENDING BALANCE			450,258.42

#### MONTHLY ACCOUNT SUMMARY

BEGINNING BALANCE	0.00
TOTAL DEPOSITS	450,000.00
TOTAL WITHDRAWALS	0.00
TOTAL INTEREST	258.42
ENDING BALANCE	450,258.42
AVERAGE BALANCE	270,000.00

#### ACTIVITY SUMMARY (YEAR-TO-DATE)

ACCOUNT NAME	DEPOSITS	WITHDRAWALS	INTEREST
R&B #1	450,000.00	0.00	258.42





HUNT COUNTY  
ATTN DELORES SHELTON  
PO BOX 1097  
GREENVILLE TX 75403-1097

**MONTHLY STATEMENT OF ACCOUNT**

**ACCOUNT:** 6001017003

**ACCOUNT NAME:** R&B #2

**STATEMENT PERIOD:** 06/01/2017 - 06/30/2017

LOGIC MONTHLY SUMMARY: THE AVERAGE MONTHLY RATE WAS 1.1333%. THE AVERAGE WEIGHTED AVERAGE MATURITY WAS 25 DAYS AND THE NET ASSET VALUE FOR 6/30/17 WAS 1.000122.

**MONTHLY ACTIVITY DETAIL**

TRANSACTION DATE	DESCRIPTION	CONFIRMATION NUMBER	TRANSACTION AMOUNT	BALANCE
	BEGINNING BALANCE			0.00
06/13/2017	ACH DEPOSIT	214572	400,000.00	400,000.00
06/30/2017	MONTHLY POSTING	9999888	229.69	400,229.69
	ENDING BALANCE			400,229.69

**MONTHLY ACCOUNT SUMMARY**

BEGINNING BALANCE	0.00
TOTAL DEPOSITS	400,000.00
TOTAL WITHDRAWALS	0.00
TOTAL INTEREST	229.69
ENDING BALANCE	400,229.69
AVERAGE BALANCE	240,000.00

**ACTIVITY SUMMARY (YEAR-TO-DATE)**

ACCOUNT NAME	DEPOSITS	WITHDRAWALS	INTEREST
R&B #2	400,000.00	0.00	229.69





HUNT COUNTY  
ATTN DELORES SHELTON  
PO BOX 1097  
GREENVILLE TX 75403-1097

**MONTHLY STATEMENT OF ACCOUNT**

**ACCOUNT:** 6001017004

**ACCOUNT NAME:** R&B #3

**STATEMENT PERIOD:** 06/01/2017 - 06/30/2017

LOGIC MONTHLY SUMMARY: THE AVERAGE MONTHLY RATE WAS 1.1333%. THE AVERAGE WEIGHTED AVERAGE MATURITY WAS 25 DAYS AND THE NET ASSET VALUE FOR 6/30/17 WAS 1.000122.

**MONTHLY ACTIVITY DETAIL**

TRANSACTION DATE	DESCRIPTION	CONFIRMATION NUMBER	TRANSACTION AMOUNT	BALANCE
	BEGINNING BALANCE			0.00
06/13/2017	ACH DEPOSIT	214572	400,000.00	400,000.00
06/30/2017	MONTHLY POSTING	9999888	229.69	400,229.69
	ENDING BALANCE			400,229.69

**MONTHLY ACCOUNT SUMMARY**

BEGINNING BALANCE	0.00
TOTAL DEPOSITS	400,000.00
TOTAL WITHDRAWALS	0.00
TOTAL INTEREST	229.69
ENDING BALANCE	400,229.69
AVERAGE BALANCE	240,000.00

**ACTIVITY SUMMARY (YEAR-TO-DATE)**

ACCOUNT NAME	DEPOSITS	WITHDRAWALS	INTEREST
R&B #3	400,000.00	0.00	229.69





HUNT COUNTY  
ATTN DELORES SHELTON  
PO BOX 1097  
GREENVILLE TX 75403-1097

### MONTHLY STATEMENT OF ACCOUNT

ACCOUNT: 6001017005

ACCOUNT NAME: R&B #4

STATEMENT PERIOD: 06/01/2017 - 06/30/2017

LOGIC MONTHLY SUMMARY: THE AVERAGE MONTHLY RATE WAS 1.1333%. THE AVERAGE WEIGHTED AVERAGE MATURITY WAS 25 DAYS AND THE NET ASSET VALUE FOR 6/30/17 WAS 1.000122.

#### MONTHLY ACTIVITY DETAIL

TRANSACTION DATE	DESCRIPTION	CONFIRMATION NUMBER	TRANSACTION AMOUNT	BALANCE
	BEGINNING BALANCE			0.00
06/13/2017	ACH DEPOSIT	214572	550,000.00	550,000.00
06/30/2017	MONTHLY POSTING	9999888	315.84	550,315.84
	ENDING BALANCE			550,315.84

#### MONTHLY ACCOUNT SUMMARY

BEGINNING BALANCE	0.00
TOTAL DEPOSITS	550,000.00
TOTAL WITHDRAWALS	0.00
TOTAL INTEREST	315.84
ENDING BALANCE	550,315.84
AVERAGE BALANCE	330,000.00

#### ACTIVITY SUMMARY (YEAR-TO-DATE)

ACCOUNT NAME	DEPOSITS	WITHDRAWALS	INTEREST
R&B #4	550,000.00	0.00	315.84

