

#14,762

Delores Shelton, CIO, CCT  
Hunt County Treasurer

FY 11: Monthly Report, July 2017

FILED FOR RECORD  
at 11:30 o'clock a M

AUG 22 2017

JENNIFER LINDENZWEIG  
County Clerk, Hunt County, TX  
By *J. Lindenzweig*

The Treasurers' Monthly Report includes money received and disbursed as well as funds invested and debt due by Hunt County. The Treasurer's Books and the Auditor's General Ledger agree. The Bank Statements have been reconciled and approved by the County Auditor.

This affidavit must state the amount of cash and other assets that are in the custody of the county treasurer at the time of the examination. (LGC 114.026) **Month End Balance: \$25,594,450.55**

Therefore, Delores Shelton, County Treasurer of Hunt County, Texas, who being fully sworn, upon oath says that the within and foregoing report is true and correct to the best of her knowledge.

This report will be filed with accompanying reports this 22 day of August, 2017.

*Delores Shelton*  
Delores Shelton, Hunt County Treasurer

Commissioners' Court having compared and examined the Treasurer's Report as presented and subject to independent auditor's review, certify the report to be correct and therefore request it be filed with the official minutes of this meeting. LGC 114.026(c)


*John L. Horn*  
John L. Horn, Hunt County Judge

*Eric Evans*  
Eric Evans, Comm., Pct #1

*Tod McMahan*  
Tod McMahan, Comm., Pct #2

*Phillip A. Martin*  
Phillip Martin, Comm., Pct #3

*Jim Latham*  
Jim Latham, Comm., Pct #4



**Hunt County Treasurer  
Monthly Report  
July 2017**

Hunt County Funds	Beginning Balance	Money Received	Money Disbursed	Transfer In/Out Investment	Month End Balance
<b>10-GENERAL</b>	7,022,583.98	994,154.14	-2,941,686.68	2,000,000.00	<b>7,075,051.44</b>
10-TexPool Investment	3,236,299.41	1,783.04	0.00	-2,000,000.00	<b>1,238,082.45</b>
10-TexStar Investment	4,233,732.76	3,533.45	0.00	0.00	<b>4,237,266.21</b>
10-InWood Nat'l Bank CD	569,214.53	584.81	0.00	0.00	<b>569,799.34</b>
10-InWood Nat'l Bank CD-2	510,516.91	524.50	0.00	0.00	<b>511,041.41</b>
10-TexPool Invstmnt,Jail	3,169,845.26	2,615.17	0.00	0.00	<b>3,172,460.43</b>
10-Logic G.O.	2,402,379.08	2,531.59	0.00	0.00	<b>2,404,910.67</b>
<b>10-General Fund Totals:</b>	<b>21,144,571.93</b>	<b>1,005,726.70</b>	<b>-2,941,686.68</b>	<b>0.00</b>	<b>19,208,611.95</b>
<b>15-Exchange Bldg</b>	449,605.06	51,754.46	-17,230.24		<b>484,129.28</b>
<b>20-Law Library</b>	14,589.97	3,665.00	-11,538.92		<b>6,716.05</b>
<b>21-R&amp;B #1</b>	75,880.37	36,473.64	-186,681.07	100,000.00	<b>25,672.94</b>
21-R&B #1, TexPool Invest	554,199.36	416.46	0.00	-100,000.00	<b>454,615.82</b>
21-R&B #1, Logic	450,258.42	474.47	0.00	0.00	<b>450,732.89</b>
<b>21-R&amp;B #1 Fund Totals:</b>	<b>1,080,338.15</b>	<b>37,364.57</b>	<b>-186,681.07</b>	<b>0.00</b>	<b>931,021.65</b>
<b>22-R&amp;B #2</b>	33,457.45	34,522.81	-131,724.77	80,000.00	<b>16,255.49</b>
22-R&B #2, TexPool Invest	353,468.64	254.91	0.00	-80,000.00	<b>273,723.55</b>
22-R&B #2, Logic	400,229.69	421.76	0.00	0.00	<b>400,651.45</b>
<b>22-R&amp;B #2 Fund Totals:</b>	<b>787,155.78</b>	<b>35,199.48</b>	<b>-131,724.77</b>	<b>0.00</b>	<b>690,630.49</b>
<b>23-R&amp;B #3</b>	62,755.59	34,652.53	-165,476.86	85,000.00	<b>16,931.26</b>
23-R&B #3, TexPool Invest	357,182.22	250.48	0.00	-85,000.00	<b>272,432.70</b>
23-R&B #3, Logic	400,229.69	421.76	0.00	0.00	<b>400,651.45</b>
<b>23-R&amp;B #3 Fund Totals:</b>	<b>820,167.50</b>	<b>35,324.77</b>	<b>-165,476.86</b>	<b>0.00</b>	<b>690,015.41</b>
<b>24-R&amp;B #4</b>	33,743.32	34,555.38	-171,672.94	125,000.00	<b>21,625.76</b>
24-R&B #4, TexPool Invest	649,578.54	476.34	0.00	-125,000.00	<b>525,054.88</b>
24-R&B #4, Logic	550,315.84	579.93	0.00	0.00	<b>550,895.77</b>
<b>24-R&amp;B #4 Fund Totals:</b>	<b>1,233,637.70</b>	<b>35,611.65</b>	<b>-171,672.94</b>	<b>0.00</b>	<b>1,097,576.41</b>
<b>25-Health Private</b>	37,307.73	1,636.56	-5,737.51		<b>33,206.78</b>
<b>26-State Health Services</b>	-54,919.83	33,434.53	-32,334.22		<b>-53,819.52</b>
<b>27-Hunt County Grants</b>	-143,956.59	1,099.78	-62,128.73		<b>-204,985.54</b>
<b>45-Capital Improvement</b>	-511,931.23	602,762.95	-90,831.72		<b>0.00</b>
<b>68-JP, DDC Fee Fund</b>	138,639.37	849.24	-629.52		<b>138,859.09</b>
<b>70-Voter Admin 19</b>	0.00	200.00	-200.00		<b>0.00</b>
<b>71-DC Record Managmnt</b>	10,145.31	340.80	-831.55		<b>9,654.56</b>
<b>74-Elections Special</b>	66,274.92	0.00	0.00		<b>66,274.92</b>

**Hunt County Treasurer  
Monthly Report  
July 2017**

Hunt County Funds	Beginning Balance	Money Received	Money Disbursed	Transfer In/Out Investment	Month End Balance
75-CA-DWI	13,932.25	156.14	0.00		14,088.39
81-CC Rec Mgt Preservatic	508,664.60	15,198.39	-365.96		523,497.03
82-Courthouse Security	38,341.23	3,665.23	-1,026.54		40,979.92
83-Justice Court Sec.	65,695.81	434.14	-471.76		65,658.19
84-District Clerk Archive	36,351.24	575.00	0.00		36,926.24
85-Co & District Court Tech	3,581.91	150.75	0.00		3,732.66
86-County Record Preserv	88,031.45	1,060.00	0.00		89,091.45
87-Justice Court Technolo	56,506.33	1,724.71	-2,237.19		55,993.85
88-County Clerk Archive	524,005.72	14,180.00	0.00		538,185.72
89-County Record Mgt Pre	21,887.56	1,409.61	0.00		23,297.17
91-LEOSE	51,609.40	0.00	-1,307.59		50,301.81
95-Juv Prob. Center Fnd	635,289.44	1,197.16	-40,794.93		595,691.67
96-Juv Prob "A-Z" Grant	85,362.05	62,935.20	-46,334.58		101,962.67
<hr/>					
50-Debt Service (I&S)	181,017.93	9,606.52	-15.99	0.00	190,608.46
50-Debt Service TexPool Ir	144,154.36	118.96	0.00	0.00	144,273.32
50-Debt Service Fund Total	325,172.29	9,725.48	-15.99	0.00	334,881.78
<hr/>					
61-Right of Way Fund	0.00	13,165.62	0.00		13,165.62
61-Right of Way FundTxPoc	9,097.33	7.52	0.00		9,104.85
61-Right of Way Fund Total	9,097.33	13,173.14			22,270.47
<hr/>					
<b>Total of Funds:</b>	<b>27,535,154.38</b>	<b>1,970,555.44</b>	<b>-3,911,259.27</b>	<b>0.00</b>	<b>25,594,450.55</b>

**Hunt County Treasurer  
Monthly Report  
July 2017**

**HUNT COUNTY DEBT**

	Mo. Beginning	Payment	Balance Due
Reserve State Comptroller	832,789.04	-1,888.23	<b>830,900.81</b>
Reserve St Comptroller II	186,470.82	-2,960.00	<b>183,510.82</b>
2015 Tax Notes	1,955,000.00	0.00	<b>1,955,000.00</b>
Series 2015 Refund Bonds	2,005,000.00	0.00	<b>2,005,000.00</b>
2017 Road Bond Payable	5,795,000.00	0.00	<b>5,795,000.00</b>
2017 Road Bond Prem	289,750.00	0.00	<b>289,750.00</b>
Liability Comp Absence	349,029.00	0.00	<b>349,029.00</b>
R&B 2 Equipmnt BB&T	224,746.01	-12,389.85	<b>212,356.16</b>
R&B 2 Equipmnt SPFC	160,248.97	-8,806.00	<b>151,442.97</b>
R&B 3 Equipmnt SPFC	309,276.27	-7,150.80	<b>302,125.47</b>
OPEB Pension Liability	5,869,339.00	0.00	<b>5,869,339.00</b>
GASB 68 Pension Liability	5,887,608.00	0.00	<b>5,887,608.00</b>
Def. Resource Inflow Pensn	631,495.00		<b>631,495.00</b>
<b>Totals:</b>	<b>24,495,752.11</b>	<b>-33,194.88</b>	<b>24,462,557.23</b>

<b>2017</b>	<b>TexPool</b>	<b>Tex Star</b>	<b>Logic</b>		<b>InWood-CD</b>	<b>InWood-CD</b>
January	0.5385%	0.5452%			1.25%	1.25%
February	0.5591%	0.5533%			1.25%	1.25%
March	0.6222%	0.6269%			1.25%	1.25%
April	0.7121%	0.7140%			1.25%	1.25%
May	0.7689%	0.7535%			1.25%	1.25%
June	0.8817%	0.8631%	1.1333%		1.25%	1.25%
July	0.9714%	0.9827%	1.2408%		1.25%	1.25%
August						
September						
October						
November						
December						

<b>2016</b>	<b>TexPool</b>	<b>Tex Star</b>			<b>InWood-CD</b>	<b>InWood-CD</b>
January	0.2674%	0.2713%			1.25%	1.25%
February	0.3010%	0.3147%			1.25%	1.25%
March	0.3273%	0.3450%			1.25%	1.25%
April	0.3380%	0.3696%			1.25%	1.25%
May	0.3399%	0.3664%			1.25%	1.25%
June	0.3633%	0.3927%			1.25%	1.25%
July	0.3690%	0.3861%			1.25%	1.25%
August	0.3737%	0.3990%			1.25%	1.25%
September	0.3799%	0.4123%			1.25%	1.25%
October	0.3828%	0.4202%			1.25%	1.25%
November	0.3987%	0.4144%			1.25%	1.25%
December	0.4570%	0.4815%			1.25%	1.25%

<b>2015</b>	<b>TexPool</b>	<b>Tex Star</b>	<b>Chase</b>	<b>Retiree</b>	<b>InWood-CD</b>	<b>InWood-CD</b>	<b>ANB</b>
January	0.0465%	0.0542%	0.0300%	0.0300%	0.95%		
February	0.0441%	0.0548%	0.0300%	0.0300%	0.95%		
March	0.0480%	0.0604%	0.0300%	0.0300%	0.95%		
April	0.0524%	0.0701%	0.0300%	0.0300%	0.95%		
May	0.0553%	0.0643%	0.0300%	0.0300%	0.95%		
June	0.0575%	0.0719%	0.0000%	0.0000%	0.95%		0.25%
July	0.0630%	0.0722%	Moved to ANB		0.95%		0.15%
August	0.0716%	0.0823%	"	"	0.95%		0.15%
September	0.0850%	0.0994%			0.95%		
October	0.0966%	0.1099%			1.25%	1.25%	
November	0.1105%	0.1155%			1.25%	1.25%	
December	0.1863%	0.1868%			1.25%	1.25%	

<b>2014</b>	<b>TexPool</b>	<b>Tex Star</b>	<b>Chase</b>	<b>Retiree</b>	<b>InWood-CD</b>
January	0.0273%	0.0303%	0.0700%	0.0500%	0.75%
February	0.0283%	0.0318%	0.0700%	0.0500%	0.75%
March	0.0299%	0.0400%	0.0700%	0.0500%	0.75%
April	0.0336%	0.0379%	0.0500%	0.0300%	0.75%
May	0.0244%	0.0273%	0.0500%	0.0300%	0.75%

## TexPool

[Overview](#)    
 [Portfolio Characteristics](#)    
 [Performance](#)    
 [Literature](#)

### Daily Performance from 08-05-2017 to 08-14-2017

As of Date	Daily Net Yield (%)	Dividend Factor	7 Day Net Yield (%)	Daily Assets (\$)	NAV (\$)	Weighted Average Maturity (WAM)	Weighted Average Life (WAL)
08-05-2017	0.9904	0.000027134	0.9900	16,640,802,170.94	1.00000	34	93
08-06-2017	0.9904	0.000027134	0.9900	16,640,802,170.94	1.00000	34	93
08-07-2017	0.9910	0.000027150	0.9900	16,608,577,852.76	1.00000	33	90
08-08-2017	0.9904	0.000027134	0.9900	16,802,075,099.92	1.00000	32	92
08-09-2017	0.9909	0.000027148	0.9900	16,766,196,686.71	1.00000	32	91
08-10-2017	0.9946	0.000027250	0.9900	16,589,596,744.38	1.00001	31	91
08-11-2017	1.0037	0.000027499	0.9900	16,598,923,170.63	1.00001	33	99
08-12-2017	1.0037	0.000027499	0.9900	16,598,923,170.63	1.00001	33	99
08-13-2017	1.0037	0.000027499	1.0000	16,598,923,170.63	1.00001	33	99
08-14-2017	1.0008	0.000027420	1.0000	16,199,036,333.22	1.00001	32	99

### Monthly Performance from 05-31-2017 to 07-31-2017

As of Date	Average Monthly Rate (%)	Average Monthly Dividend Factor	Average Monthly 7 Day Rate (%)	Average Monthly Balance (\$)	Weighted Average Maturity (WAM)	Weighted Average Life (WAL)	Participants
05-31-2017	0.7689	0.000021066	0.7635	17,901,955,268.19	39	104	2417
06-30-2017	0.8817	0.000024156	0.8660	17,537,248,240.03	41	105	2422
07-31-2017	0.9714	0.000026613	0.9674	17,260,998,138.56	36	99	2424

### Previous Performance Data

[Daily Performance Data January 1997 - April 2002 \(PDF\)](#)

[Monthly Performance Data January 1990 - March 2002 \(PDF\)](#)

Performance quoted represents past performance which is no guarantee of future results. Investment return will vary. The value of an investment, when redeemed, may be worth more or less than the original cost. Current performance may be lower or higher than what is stated.

An investment in the Pool is not insured or guaranteed by any government or government agency. Although the manager of the Pool seeks to preserve principal, it is possible to lose money by depositing money in the Pool.

For more complete information, see the investment policy and information statement available on this website. You should consider the investment's objectives, risks, charges, and expenses carefully before investing. Information about these and other important subjects is in the investment policy and information statement which you should read carefully before investing.

Please note that daily fund prices, dividend factors and yield information (collectively, the "Pricing Information") are posted to this web page at approximately 4:00 p.m. ET and are updated each day that the New York Stock Exchange is open for regular trading. Daily gross yields and 7 day unsubsidized net yields are updated at approximately 8:30 p.m. ET. Daily fund prices, dividend factors, and yield information are subject to normal quality control, validation, and verification after such posting, and prior to 10:00 a.m. ET the next business day, remain subject to change. Taxable Money Market Fund daily dividend factors, may include short term capital gains. Please take this into consideration when using this information.

Federated Investment Counseling

Not FDIC Insured

May Lose Value

No Bank Guarantee



## Monthly Rate History

### Rate History

Year:

Month	Avg. Rate
JAN	0.5452%
FEB	0.5533%
MAR	0.6269%
APR	0.7140%
MAY	0.7535%
JUN	0.8631%
JUL	0.9827%

(1) This weighted average maturity calculation uses the SEC rule 2a7 definition for stated maturity for any floating rate instruments held in the portfolio to determine the weighted average maturity for the pool. This rule specifies that a variable rate instrument to be paid in 397 calendar days or less shall be deemed to have a maturity equal to the period remaining until the next readjustment of the interest rate.

(2) This weighted average maturity calculation uses the final maturity of any floating rate instruments held in the portfolio to calculate the weighted average maturity for the pool.

(3) The yield for each date reflects a partial waiver of management fees, as provided for in the TexSTAR Information Statement.

TexSTAR Participant Services \* FirstSouthwest  
 1201 Elm Street, Suite 3500 \* Dallas, Texas 75270 \* [www.texstar.org](http://www.texstar.org) \* 1-800-TEX-STAR \* 214-953-8890 \* FAX 214-953-8878



## Monthly Rate History

---

### Rate History

---

Year:

Month	Avg. Rate
January	0.9642%
February	0.9716%
March	1.0089%
April	1.0739%
May	1.0761%
June	1.1333%
July	1.2408%

(1) This weighted average maturity calculation uses the SEC rule 2a7 definition for stated maturity for any floating rate instruments held in the portfolio to determine the weighted average maturity for the pool. This rule specifies that a variable rate instrument to be paid in 397 calendar days or less shall be deemed to have a maturity equal to the period remaining until the next readjustment of the interest rate.

(2) This weighted average maturity calculation uses the final maturity of any floating rate instruments held in the portfolio to calculate the weighted average maturity for the pool.

For further assistance, please contact LOGIC Participant Services at 1-800-895-6442.



POOLED CASH REPORT (FUND 99)

2017

FUND ACCOUNT# AC

0. [CL]

BINNING  
BALANCE

CURRENT  
ACTIVITY

CURRENT  
BALANCE

AUG 14 2017 MON

0. [CL]

CLAIM ON CASH

10-10001 CLAIM ON C		22,583.98	52,467.46	7,075,051.44	
15-10001 CLAIM ON C	7,075,051.44 [H]	19,605.06	34,524.22	484,129.28	
20-10001 CLAIM ON C	484,129.28 [H]	14,589.97 (	7,873.92)	6,716.05	
21-10001 CLAIM ON C	6,716.05 [H]	75,880.37 (	50,207.43)	25,672.94	
22-10001 CLAIM ON C	25,672.94 [H]	33,457.45 (	17,201.96)	16,255.49	0.00 [SI]
23-10001 CLAIM ON C	16,255.49 [H]	62,755.59 (	45,824.33)	16,931.26	
24-10001 CLAIM ON C	16,931.26 [H]	33,743.32 (	12,117.56)	21,625.76	19,207,546.04 [H]
25-10001 CLAIM ON C	21,625.76 [H]	37,307.73 (	4,100.95)	33,206.78	484,129.28 [H]
26-10001 CLAIM ON C	33,206.78 [H]	54,919.83)	1,100.31 (	53,819.52)	6,716.05 [H]
27-10001 CLAIM ON C	53,819.52 [H]	43,956.59) (	61,028.95) (	204,985.54)	931,021.65 [H]
44-10001 CLAIM ON C	0.00 [H]	0.00	0.00	0.00	690,630.49 [H]
45-10001 CLAIM ON C	690,630.49 [H]	11,931.23)	511,931.23	0.00	690,015.41 [H]
61-10001 CLAIM ON C	204,985.54 [H]	0.00	13,165.62	13,165.62	1,097,576.41 [H]
68-10001 CLAIM ON C	138,859.09 [H]	38,639.37	219.72	138,859.09	33,206.78 [H]
70-10001 CLAIM ON C	9,654.56 [H]	0.00	0.00	0.00	53,819.52 [H]
71-10001 CLAIM ON C	66,274.92 [H]	10,145.31 (	490.75)	9,654.56	204,985.54 [H]
74-10001 CLAIM ON C	14,088.39 [H]	66,274.92	0.00	66,274.92	138,859.09 [H]
75-10001 CLAIM ON C	523,497.03 [H]	13,932.25	156.14	14,088.39	9,654.56 [H]
81-10001 CLAIM ON C	40,979.92 [H]	08,664.60	14,832.43	523,497.03	66,274.92 [H]
82-10001 CLAIM ON C	65,658.19 [H]	38,341.23	2,638.69	40,979.92	14,088.39 [H]
83-10001 CLAIM ON C	36,926.24 [H]	65,695.81 (	37.62)	65,658.19	523,497.03 [H]
84-10001 CLAIM ON C	3,732.66 [H]	36,351.24	575.00	36,926.24	40,979.92 [H]
85-10001 CLAIM ON C	89,091.45 [H]	3,581.91	150.75	3,732.66	65,658.19 [H]
86-10001 CLAIM ON C	55,993.85 [H]	88,031.45	1,060.00	89,091.45	36,926.24 [H]
87-10001 CLAIM ON C	21,887.56 [H]	56,506.33 (	512.48)	55,993.85	523,497.03 [H]
88-10001 CLAIM ON C	538,185.72 [H]	24,005.72	14,180.00	538,185.72	40,979.92 [H]
89-10001 CLAIM ON C	23,297.17 [H]	21,887.56	1,409.61	23,297.17	65,658.19 [H]
91-10001 CLAIM ON C	50,301.81 [H]	51,609.40 (	1,307.59)	50,301.81	36,926.24 [H]
95-10001 CLAIM ON C	595,691.67 [H]	135,289.44 (	39,597.77)	595,691.67	3,732.66 [H]
96-10001 CLAIM ON C	101,962.67 [H]	85,362.05	16,600.62	101,962.67	89,091.45 [H]
97-10001 CLAIM ON C	55,993.85 [H]	0.00	0.00	0.00	55,993.85 [H]
TOTAL CLAIM ON CASH	101,962.67 [H]	163,434.41	424,710.49	9,788,144.90	538,185.72 [H]
	13,165.62 [H]	=====	=====	=====	23,297.17 [H]

CASH IN BANK - POOL

99-10000 PAYROLL		9,097.31	0.00	9,097.31	50,301.81 [H]
99-10001 GENERAL	9,788,144.90 [H]	154,337.10	424,710.49	9,779,047.59	595,691.67 [H]
SUBTOTAL CASH IN	<del>97.00</del>	163,434.41	424,710.49	9,788,144.90	101,962.67 [H]

WAGES PAYABLE

99-21000 WAGES P	9,788,144.90 [H]	0.00	0.00	0.00	334,881.78 [H]
SUBTOTAL WAGES PA	9,788,144.90 [H]	0.00	0.00	0.00	22,270.47 [H]

TOTAL CASH IN BANK - POOLED CASH		9,363,434.41	424,710.49	9,788,144.90	25,593,384.64 [H]
		=====	=====	=====	25,593,384.64 [H]

BALANCE SHEET

AS OF: JULY 31ST, 2017

40 -LONG TERM DEBT ACCT GROUP

ACCOUNT# TITLE

ASSETS

=====

19110	PRINC. STATE COMPTROLLER	0.00	
19603	2015 TAX NOTES	0.00	
19604	SERIES 2015 REFUND. BONDS	0.00	
19605	2005 REFUNDING BOND	0.00	
19716	PRIN. COMPTR. UPGRADE 08	0.00	
19720	AMT. TO BE PROVIDED FOR COMPEN	0.00	
19722	PHASE II - JOHNSON CONTROLS	0.00	
19723	PCT 2 RECLAIMER	0.00	
19810	DEF.RESOURCE OUTFLOW PENSION	<u>5,925,567.00</u>	
			<u>5,925,567.00</u>

TOTAL ASSETS 5,925,567.00

=====

LIABILITIES

=====

27110	RESERVE STATE COMPTROLLER	830,900.81	
27111	RESERVE STATE COMPTROLLER II	183,510.82	
27603	2015 TAX NOTES	1,955,000.00	
27604	SERIES 2015 REFUND. BONDS	2,005,000.00	
27605	2005 G.O. REFUNDING BOND	0.00	
27608	2017 ROAD BONDS PAYABLE	5,795,000.00	
27695	BOND PREMIUM PAYABLE	0.00	
27696	2017 ROAD BONDS PREMIUM	289,750.00	
27716	RESERV. COMPTR. UPGRADE 08	0.00	
27720	LIABILITY FOR COMPENSATED ABSE	349,029.00	
27722	PHASE II - JOHNSON CONTROLS	0.00	
27723	PCT 2 EQUIPMENT BB&T	212,356.16	
27724	PCT 2 EQUIPMENT SPFC	151,442.97	
27725	PCT 3 EQUIPMENT SPFC	302,125.47	
27805	OPEB PENSION LIABILITY	5,869,339.00	
27806	GASB 68 PENSION LIABILITY	5,887,608.00	
27810	DEF. RESOURCE INFLOW PENSION	<u>631,495.00</u>	
	TOTAL LIABILITIES		<u>24,462,557.23</u>

EQUITY

=====

33000	Unreserved Fund Balance	( <u>18,536,990.23</u> )	
	TOTAL BEGINNING EQUITY	( 18,536,990.23 )	
	TOTAL EQUITY & REV. OVER/(UNDER) EXP.	( <u>18,536,990.23</u> )	

TOTAL LIABILITIES, EQUITY & REV.OVER/(UNDER) EXP. 5,925,567.00

=====

TexPool Participant Services  
 C/O Federated Investors Inc.  
 1001 Texas Avenue, Suite 1400  
 Houston, TX 77002



# Participant Statement

HUNT COUNTY  
 GENERAL FUND  
 ATTN: DELORES SHELTON  
 PO BOX 1097  
 GREENVILLE TX 75403-1097

Statement Period **07/01/2017 - 07/31/2017**

Page 1 of 2

Customer Service **1-866-TEX-POOL**  
 Location ID **000077789**  
 Investor ID **000007125**

## TexPool Update

Is your connection to TexConnect as secure as it could be? Check to be sure you are utilizing the most current version of your internet browser. If not, update it today!

## TexPool Summary

Pool Name	Beginning Balance	Total Deposits	Total Withdrawals	Total Interest	Current Balance	Average Balance
Texas Local Government Investment Pool	\$3,236,299.41	\$0.00	\$2,000,000.00	\$1,783.04	\$1,238,082.45	\$2,171,840.80
<b>Total Dollar Value</b>	<b>\$3,236,299.41</b>	<b>\$0.00</b>	<b>\$2,000,000.00</b>	<b>\$1,783.04</b>	<b>\$1,238,082.45</b>	

## Portfolio Value

Pool Name	Pool/Account	Market Value (07/01/2017)	Share Price (07/31/2017)	Shares Owned (07/31/2017)	Market Value (07/31/2017)
Texas Local Government Investment Pool	449/1160200004	\$3,236,299.41	\$1.00	1,238,082.450	\$1,238,082.45
<b>Total Dollar Value</b>		<b>\$3,236,299.41</b>			<b>\$1,238,082.45</b>

## Interest Summary

Pool Name	Pool/Account	Month-to-Date Interest	Year-to-Date Interest
Texas Local Government Investment Pool	449/1160200004	\$1,783.04	\$22,776.77
<b>Total</b>		<b>\$1,783.04</b>	<b>\$22,776.77</b>



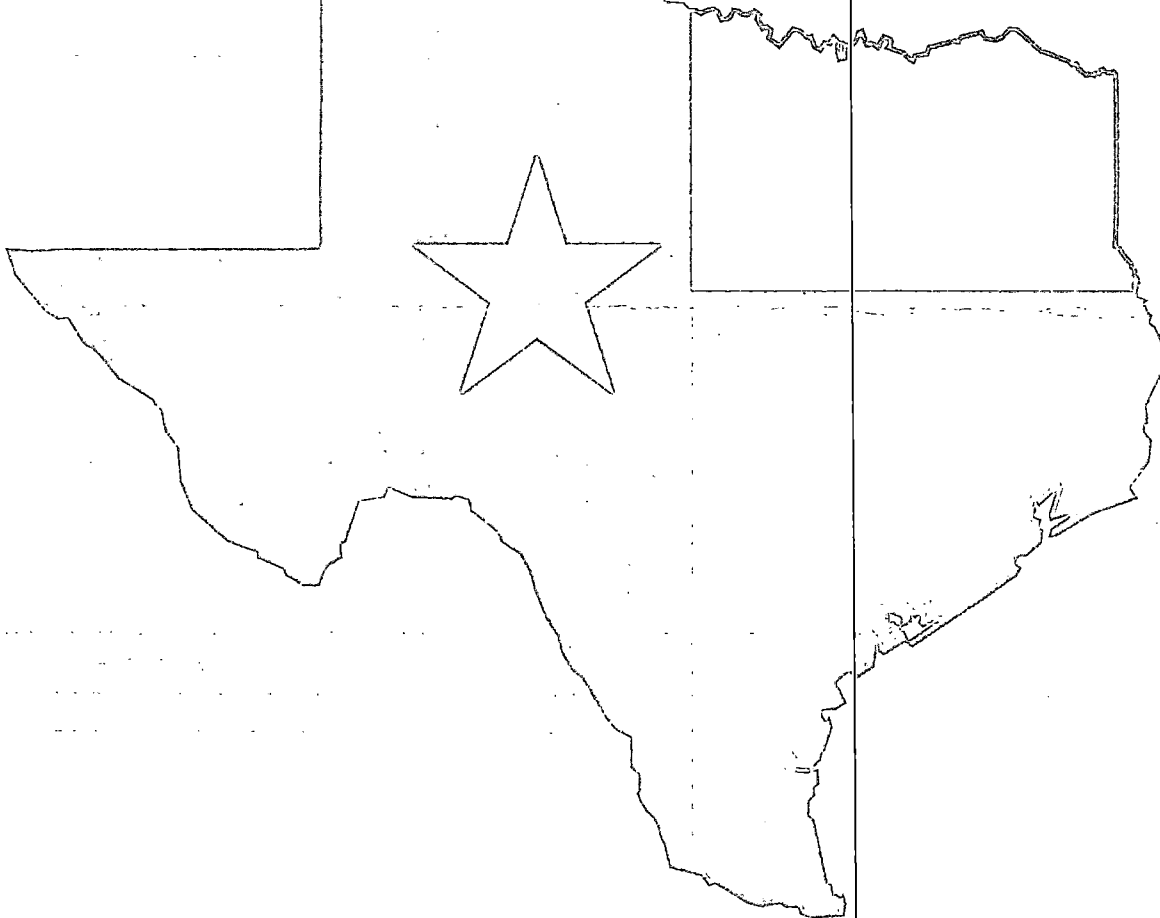
## Transaction Detail

### Texas Local Government Investment Pool

Participant: HUNT COUNTY

Pool/Account: 449/1160200004

Transaction Date	Settlement Date	Transaction Description	Transaction Dollar Amount	Share Price	Shares This Transaction	Shares Owned
07/01/2017	07/01/2017	BEGINNING BALANCE	\$3,236,299.41	\$1.00		3,236,299.410
07/11/2017	07/11/2017	WITHDRAWAL	\$1,000,000.00-	\$1.00	1,000,000.000-	2,236,299.410
07/20/2017	07/20/2017	WITHDRAWAL	\$1,000,000.00-	\$1.00	1,000,000.000-	1,236,299.410
07/31/2017	07/31/2017	MONTHLY POSTING	\$1,783.04	\$1.00	1,783.040	1,238,082.450
<b>Account Value as of 07/31/2017</b>			<b>\$1,238,082.45</b>	<b>\$1.00</b>		<b>1,238,082.450</b>



TexPool Participant Services  
 C/O Federated Investors Inc.  
 1001 Texas Avenue, Suite 1400  
 Houston, TX 77002



# Participant Statement

HUNT COUNTY  
 ROAD & BRIDGE #1  
 ATTN DELORES SHELTON  
 PO BOX 1097  
 GREENVILLE TX 75403-1097

Statement Period **07/01/2017 - 07/31/2017**

Page 1 of 2

Customer Service **1-866-TEX-POOL**  
 Location ID **000077789**  
 Investor ID **000011918**

## TexPool Update

Is your connection to TexConnect as secure as it could be? Check to be sure you are utilizing the most current version of your internet browser. If not, update it today!

## TexPool Summary

Pool Name	Beginning Balance	Total Deposits	Total Withdrawals	Total Interest	Current Balance	Average Balance
Texas Local Government Investment Pool	\$554,199.36	\$0.00	\$100,000.00	\$416.46	\$454,615.82	\$505,341.83
<b>Total Dollar Value</b>	<b>\$554,199.36</b>	<b>\$0.00</b>	<b>\$100,000.00</b>	<b>\$416.46</b>	<b>\$454,615.82</b>	

## Portfolio Value

Pool Name	Pool/Account	Market Value (07/01/2017)	Share Price (07/31/2017)	Shares Owned (07/31/2017)	Market Value (07/31/2017)
Texas Local Government Investment Pool	449/1160200007	\$554,199.36	\$1.00	454,615.820	\$454,615.82
<b>Total Dollar Value</b>		<b>\$554,199.36</b>			<b>\$454,615.82</b>

## Interest Summary

Pool Name	Pool/Account	Month-to-Date Interest	Year-to-Date Interest
Texas Local Government Investment Pool	449/1160200007	\$416.46	\$3,469.08
<b>Total</b>		<b>\$416.46</b>	<b>\$3,469.08</b>



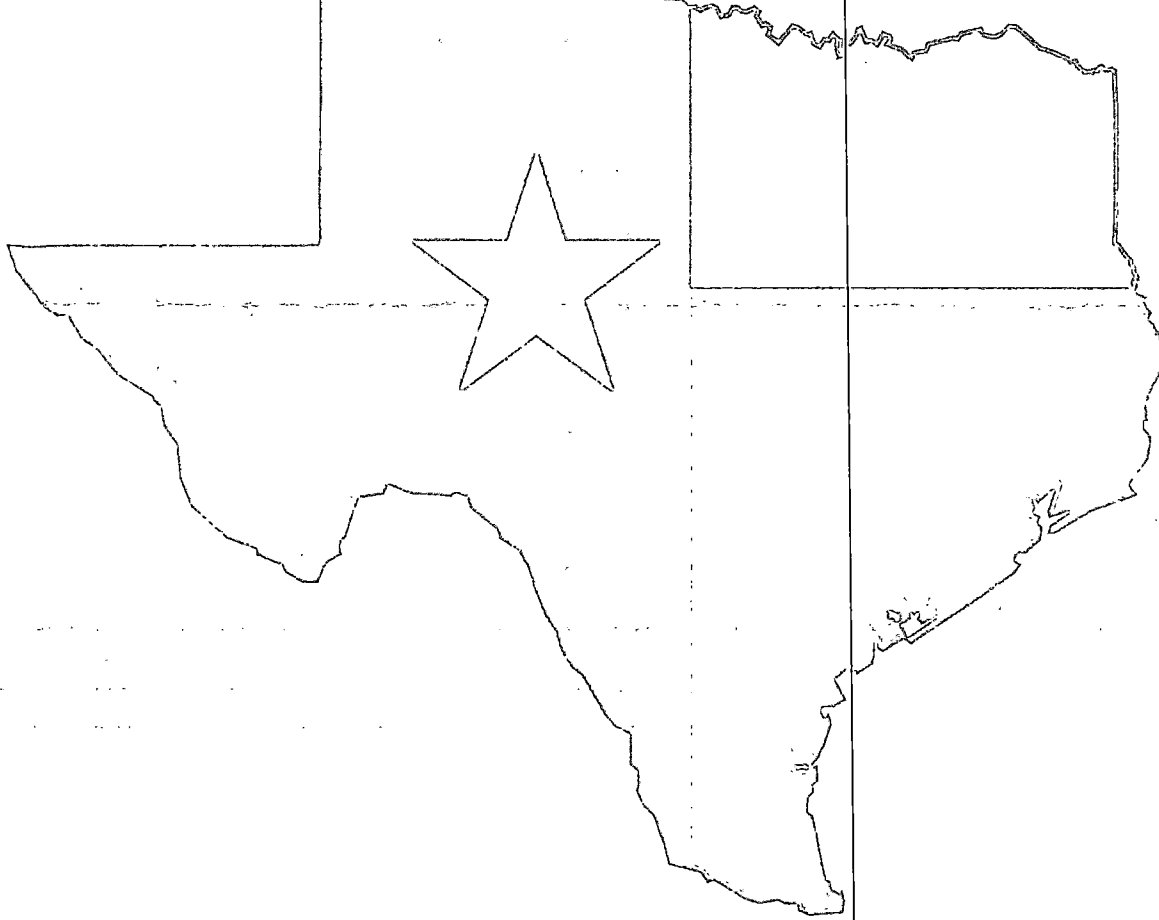
## Transaction Detail

### Texas Local Government Investment Pool

Participant: HUNT COUNTY

Pool/Account: 449/1160200007

Transaction Date	Settlement Date	Transaction Description	Transaction Dollar Amount	Share Price	Shares This Transaction	Shares Owned
07/01/2017	07/01/2017	BEGINNING BALANCE	\$554,199.36	\$1.00		554,199.360
07/11/2017	07/11/2017	WITHDRAWAL	\$35,000.00-	\$1.00	35,000.000-	519,199.360
07/20/2017	07/20/2017	WITHDRAWAL	\$65,000.00-	\$1.00	65,000.000-	454,199.360
07/31/2017	07/31/2017	MONTHLY POSTING	\$416.46	\$1.00	416.460	454,615.820
<b>Account Value as of 07/31/2017</b>			<b>\$454,615.82</b>	<b>\$1.00</b>		<b>454,615.820</b>





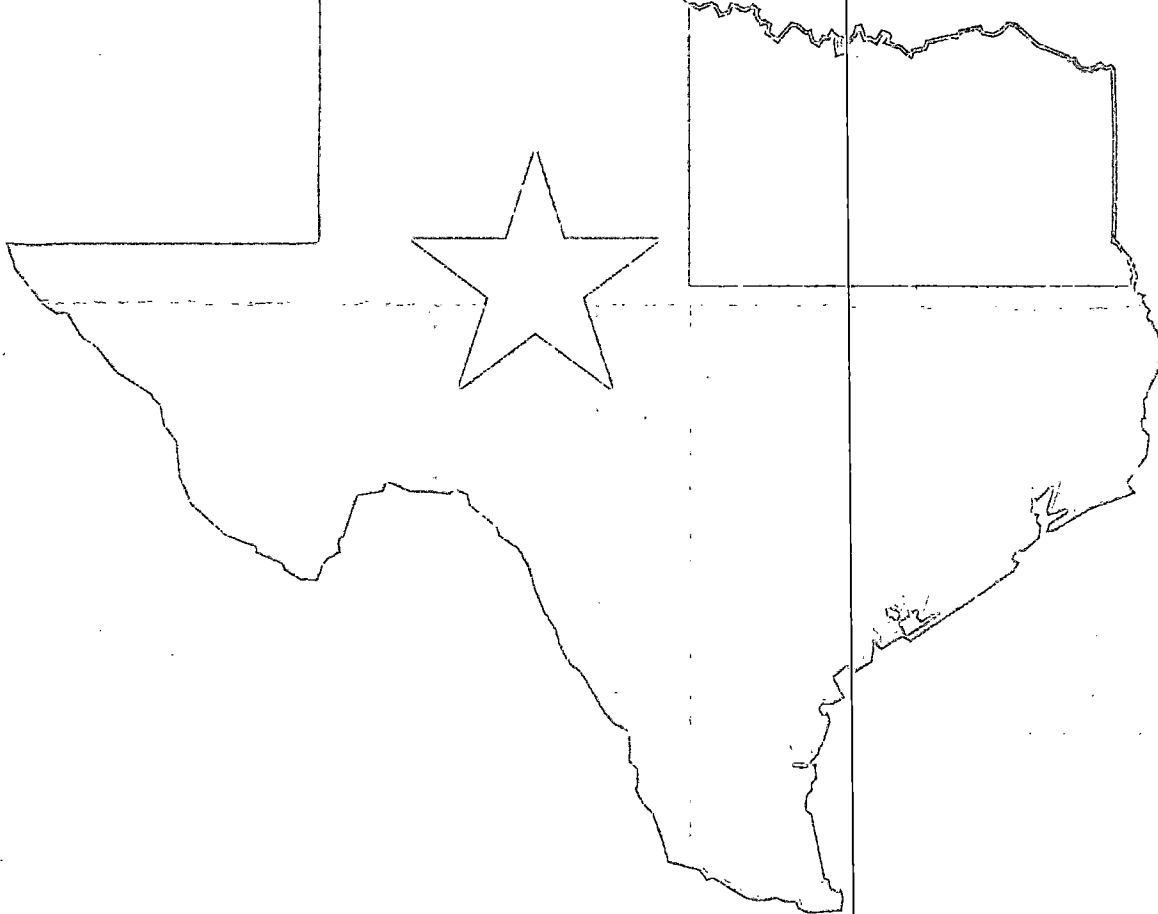
# Transaction Detail

## Texas Local Government Investment Pool

Participant: HUNT COUNTY

Pool/Account: 449/1160200008

Transaction Date	Settlement Date	Transaction Description	Transaction Dollar Amount	Share Price	Shares This Transaction	Shares Owned
07/01/2017	07/01/2017	BEGINNING BALANCE	\$353,468.64	\$1.00		353,468.640
07/11/2017	07/11/2017	WITHDRAWAL	\$45,000.00-	\$1.00	45,000.000-	308,468.640
07/20/2017	07/20/2017	WITHDRAWAL	\$35,000.00-	\$1.00	35,000.000-	273,468.640
07/31/2017	07/31/2017	MONTHLY POSTING	\$254.91	\$1.00	254.910	273,723.550
<b>Account Value as of 07/31/2017</b>			<b>\$273,723.55</b>	<b>\$1.00</b>		<b>273,723.550</b>





TexPool Participant Services  
 C/O Federated Investors Inc.  
 1001 Texas Avenue, Suite 1400  
 Houston, TX 77002



# Participant Statement

HUNT COUNTY  
 ROAD & BRIDGE #3  
 ATTN DELORES SHELTON  
 PO BOX 1097  
 GREENVILLE TX 75403-1097

Statement Period **07/01/2017 - 07/31/2017**

Page 1 of 2

Customer Service **1-866-TEX-POOL**  
 Location ID **000077789**  
 Investor ID **000011920**

## TexPool Update

Is your connection to TexConnect as secure as it could be? Check to be sure you are utilizing the most current version of your internet browser. If not, update it today!

## TexPool Summary

Pool Name	Beginning Balance	Total Deposits	Total Withdrawals	Total Interest	Current Balance	Average Balance
Texas Local Government Investment Pool	\$357,182.22	\$0.00	\$85,000.00	\$250.48	\$272,432.70	\$303,964.49
<b>Total Dollar Value</b>	<b>\$357,182.22</b>	<b>\$0.00</b>	<b>\$85,000.00</b>	<b>\$250.48</b>	<b>\$272,432.70</b>	

## Portfolio Value

Pool Name	Pool/Account	Market Value (07/01/2017)	Share Price (07/31/2017)	Shares Owned (07/31/2017)	Market Value (07/31/2017)
Texas Local Government Investment Pool	449/1160200009	\$357,182.22	\$1.00	272,432.700	\$272,432.70
<b>Total Dollar Value</b>		<b>\$357,182.22</b>			<b>\$272,432.70</b>

## Interest Summary

Pool Name	Pool/Account	Month-to-Date Interest	Year-to-Date Interest
Texas Local Government Investment Pool	449/1160200009	\$250.48	\$2,692.26
<b>Total</b>		<b>\$250.48</b>	<b>\$2,692.26</b>



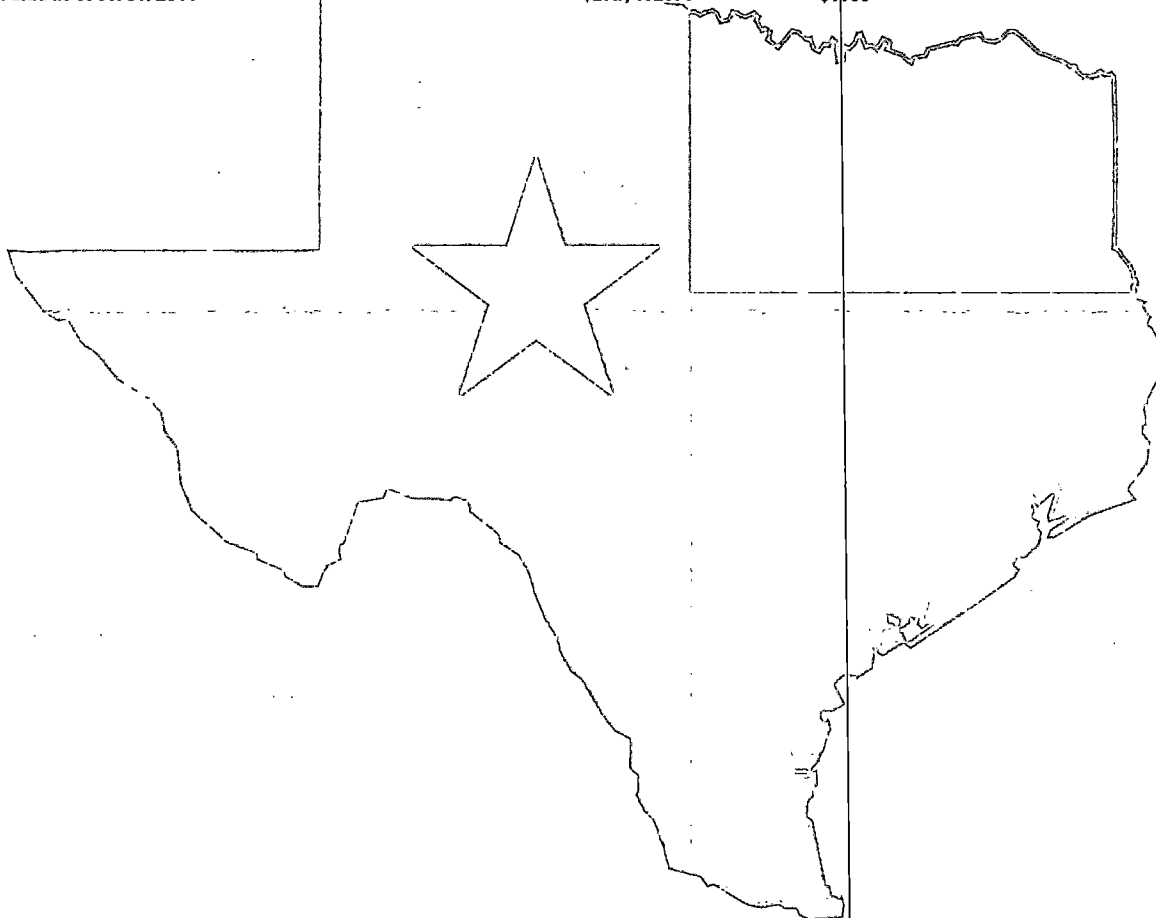
## Transaction Detail

### Texas Local Government Investment Pool

Participant: HUNT COUNTY

Pool/Account: 449/116020009

Transaction Date	Settlement Date	Transaction Description	Transaction Dollar Amount	Share Price	Shares This Transaction	Shares Owned
07/01/2017	07/01/2017	BEGINNING BALANCE	\$357,182.22	\$1.00		357,182.220
07/11/2017	07/11/2017	WITHDRAWAL	\$70,000.00-	\$1.00	70,000.000-	287,182.220
07/20/2017	07/20/2017	WITHDRAWAL	\$15,000.00-	\$1.00	15,000.000-	272,182.220
07/31/2017	07/31/2017	MONTHLY POSTING	\$250.48	\$1.00	250.480	272,432.700
<b>Account Value as of 07/31/2017</b>			<b>\$272,432.70</b>	<b>\$1.00</b>		<b>272,432.700</b>



TexPool Participant Services  
 C/O Federated Investors Inc.  
 1001 Texas Avenue, Suite 1400  
 Houston, TX 77002



# Participant Statement

HUNT COUNTY  
 ROAD & BRIDGE #4  
 ATTN DELORES SHELTON  
 PO BOX 1097  
 GREENVILLE TX 75403-1097

Statement Period **07/01/2017 - 07/31/2017**

Page 1 of 2

Customer Service **1-866-TEX-POOL**  
 Location ID **000077789**  
 Investor ID **000011921**

## TexPool Update

Is your connection to TexConnect as secure as it could be? Check to be sure you are utilizing the most current version of your internet browser. If not, update it today!

## TexPool Summary

Pool Name	Beginning Balance	Total Deposits	Total Withdrawals	Total Interest	Current Balance	Average Balance
Texas Local Government Investment Pool	\$649,578.54	\$0.00	\$125,000.00	\$476.34	\$525,054.88	\$577,981.00
<b>Total Dollar Value</b>	<b>\$649,578.54</b>	<b>\$0.00</b>	<b>\$125,000.00</b>	<b>\$476.34</b>	<b>\$525,054.88</b>	

## Portfolio Value

Pool Name	Pool/Account	Market Value (07/01/2017)	Share Price (07/31/2017)	Shares Owned (07/31/2017)	Market Value (07/31/2017)
Texas Local Government Investment Pool	449/1160200010	\$649,578.54	\$1.00	525,054.880	\$525,054.88
<b>Total Dollar Value</b>		<b>\$649,578.54</b>			<b>\$525,054.88</b>

## Interest Summary

Pool Name	Pool/Account	Month-to-Date Interest	Year-to-Date Interest
Texas Local Government Investment Pool	449/1160200010	\$476.34	\$4,172.16
<b>Total</b>		<b>\$476.34</b>	<b>\$4,172.16</b>



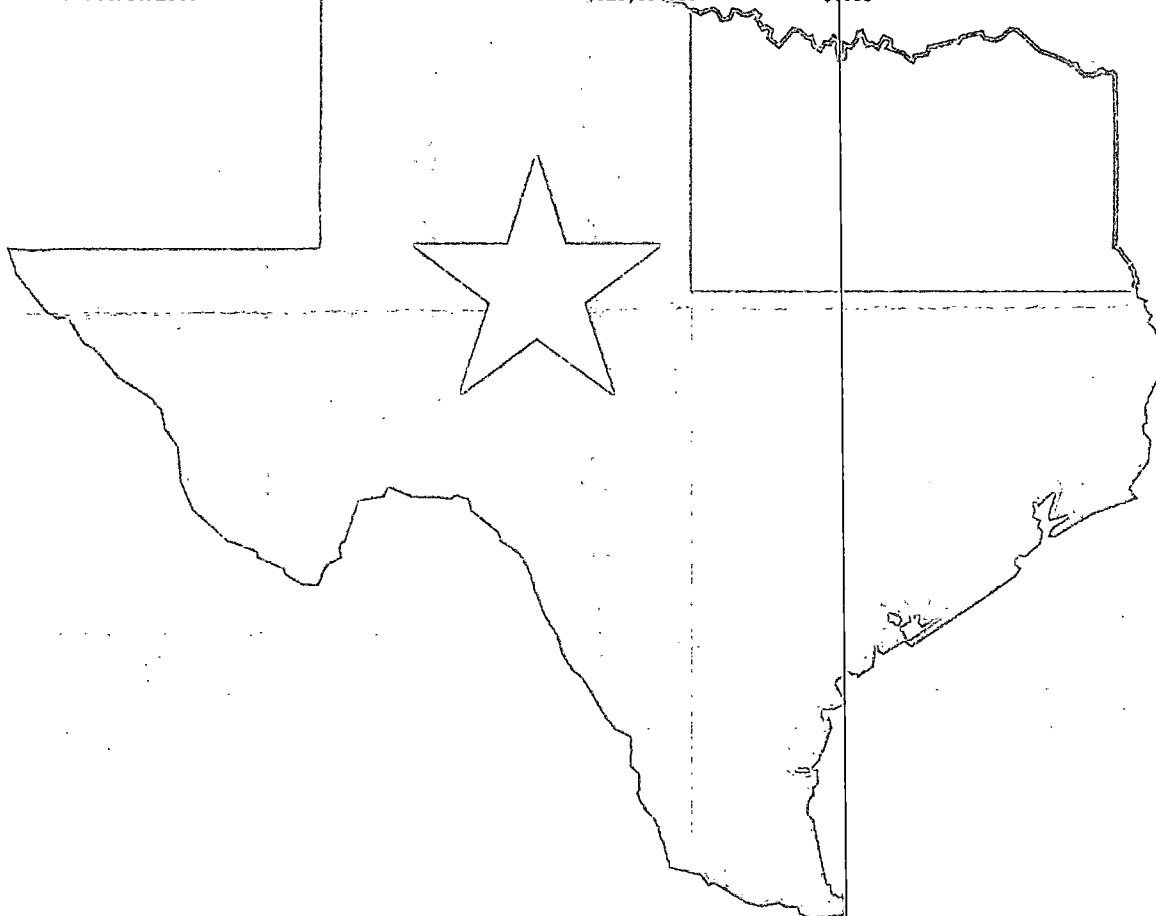
## Transaction Detail

### Texas Local Government Investment Pool

Participant: HUNT COUNTY

Pool/Account: 449/1160200010

Transaction Date	Settlement Date	Transaction Description	Transaction Dollar Amount	Share Price	Shares This Transaction	Shares Owned
07/01/2017	07/01/2017	BEGINNING BALANCE	\$649,578.54	\$1.00		649,578.540
07/11/2017	07/11/2017	WITHDRAWAL	\$80,000.00-	\$1.00	80,000.000-	569,578.540
07/20/2017	07/20/2017	WITHDRAWAL	\$45,000.00-	\$1.00	45,000.000-	524,578.540
07/31/2017	07/31/2017	MONTHLY POSTING	\$476.34	\$1.00	476.340	525,054.880
<b>Account Value as of 07/31/2017</b>			<b>\$525,054.88</b>	<b>\$1.00</b>		<b>525,054.880</b>



TexPool Participant Services  
 C/O Federated Investors Inc.  
 1001 Texas Avenue, Suite 1400  
 Houston, TX 77002



# Participant Statement

HUNT COUNTY  
 DEBT SERVICE FUND  
 ATTN: DELORES SHELTON  
 PO BOX 1097  
 GREENVILLE TX 75403-1097

Statement Period **07/01/2017 - 07/31/2017**

Page 1 of 2

Customer Service **1-866-TEX-POOL**  
 Location ID **000077789**  
 Investor ID **000007124**

## TexPool Update

Is your connection to TexConnect as secure as it could be? Check to be sure you are utilizing the most current version of your internet browser. If not, update it today!

## TexPool Summary

Pool Name	Beginning Balance	Total Deposits	Total Withdrawals	Total Interest	Current Balance	Average Balance
Texas Local Government Investment Pool	\$144,154.36	\$0.00	\$0.00	\$118.96	\$144,273.32	\$144,158.20
<b>Total Dollar Value</b>	<b>\$144,154.36</b>	<b>\$0.00</b>	<b>\$0.00</b>	<b>\$118.96</b>	<b>\$144,273.32</b>	

## Portfolio Value

Pool Name	Pool/Account	Market Value (07/01/2017)	Share Price (07/31/2017)	Shares Owned (07/31/2017)	Market Value (07/31/2017)
Texas Local Government Investment Pool	449/1160200003	\$144,154.36	\$1.00	144,273.320	\$144,273.32
<b>Total Dollar Value</b>		<b>\$144,154.36</b>			<b>\$144,273.32</b>

## Interest Summary

Pool Name	Pool/Account	Month-to-Date Interest	Year-to-Date Interest
Texas Local Government Investment Pool	449/1160200003	\$118.96	\$786.27
<b>Total</b>		<b>\$118.96</b>	<b>\$786.27</b>



TexPool Participant Services  
 C/O Federated Investors Inc.  
 1001 Texas Avenue, Suite 1400  
 Houston, TX 77002

Statement Period 07/01/2017 - 07/31/2017

Page 2 of 2

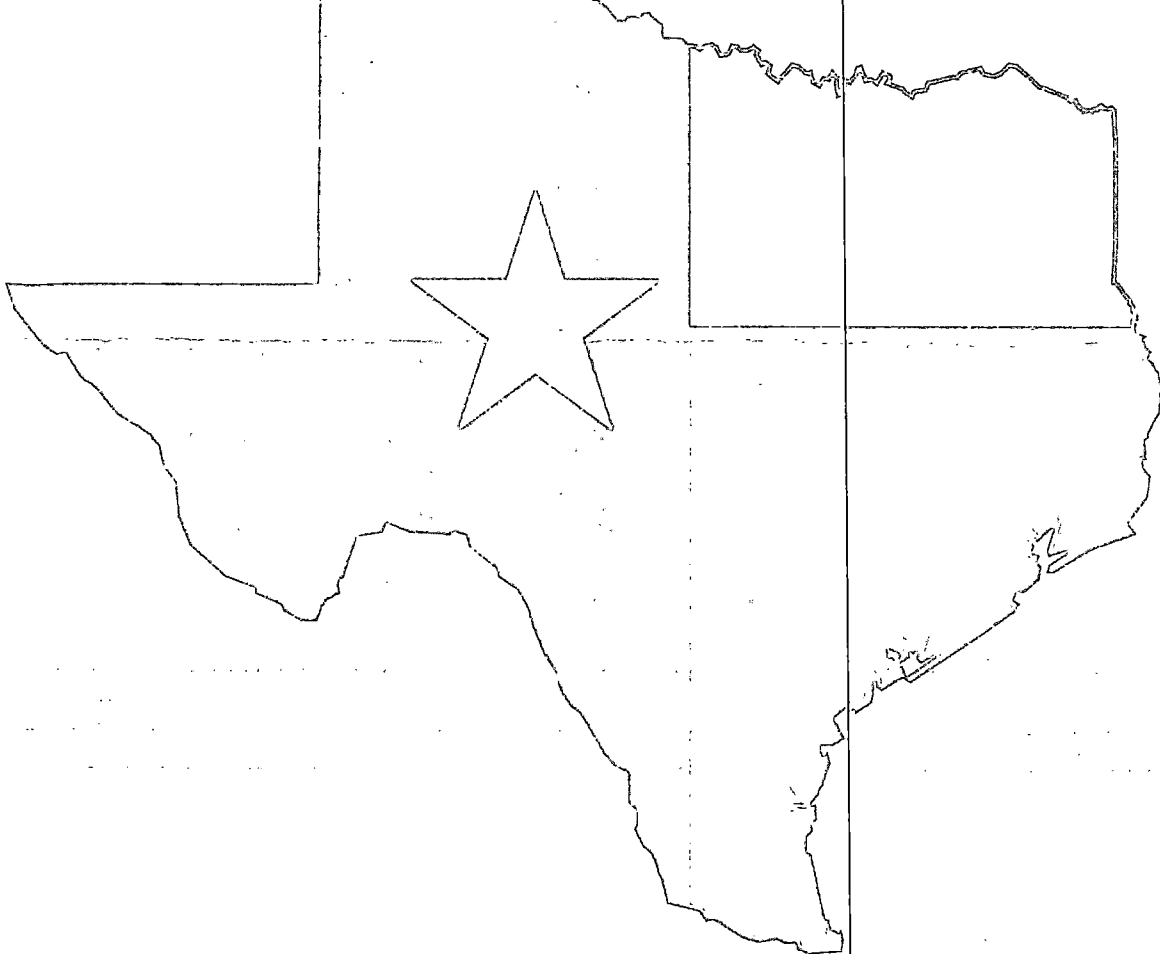
## Transaction Detail

**Texas Local Government Investment Pool**

Participant: HUNT COUNTY

Pool/Account: 449/1160200003

Transaction Date	Settlement Date	Transaction Description	Transaction Dollar Amount	Share Price	Shares This Transaction	Shares Owned
07/01/2017	07/01/2017	BEGINNING BALANCE	\$144,154.36	\$1.00		144,154.360
07/31/2017	07/31/2017	MONTHLY POSTING	\$118.96	\$1.00	118.960	144,273.320
<b>Account Value as of 07/31/2017</b>			<b>\$144,273.32</b>	<b>\$1.00</b>		<b>144,273.320</b>



TexPool Participant Services  
 C/O Federated Investors Inc.  
 1001 Texas Avenue, Suite 1400  
 Houston, TX 77002



# Participant Statement

HUNT COUNTY  
 RIGHT OF WAY FUND  
 ATTN: DELORES SHELTON  
 PO BOX 1097  
 GREENVILLE TX 75403-1097

Statement Period **07/01/2017 - 07/31/2017**

Page 1 of 2

Customer Service **1-866-TEX-POOL**  
 Location ID **000077789**  
 Investor ID **000007123**

## TexPool Update

Is your connection to TexConnect as secure as it could be? Check to be sure you are utilizing the most current version of your internet browser. If not, update it today!

## TexPool Summary

Pool Name	Beginning Balance	Total Deposits	Total Withdrawals	Total Interest	Current Balance	Average Balance
Texas Local Government Investment Pool	\$9,097.33	\$0.00	\$0.00	\$7.52	\$9,104.85	\$9,097.57
<b>Total Dollar Value</b>	<b>\$9,097.33</b>	<b>\$0.00</b>	<b>\$0.00</b>	<b>\$7.52</b>	<b>\$9,104.85</b>	

## Portfolio Value

Pool Name	Pool/Account	Market Value (07/01/2017)	Share Price (07/31/2017)	Shares Owned (07/31/2017)	Market Value (07/31/2017)
Texas Local Government Investment Pool	449/1160200002	\$9,097.33	\$1.00	9,104.850	\$9,104.85
<b>Total Dollar Value</b>		<b>\$9,097.33</b>			<b>\$9,104.85</b>

## Interest Summary

Pool Name	Pool/Account	Month-to-Date Interest	Year-to-Date Interest
Texas Local Government Investment Pool	449/1160200002	\$7.52	\$38.23
<b>Total</b>		<b>\$7.52</b>	<b>\$38.23</b>



TexPool Participant Services  
 C/O Federated Investors Inc.  
 1001 Texas Avenue, Suite 1400  
 Houston, TX 77002

Statement Period **07/01/2017 - 07/31/2017**

Page 2 of 2

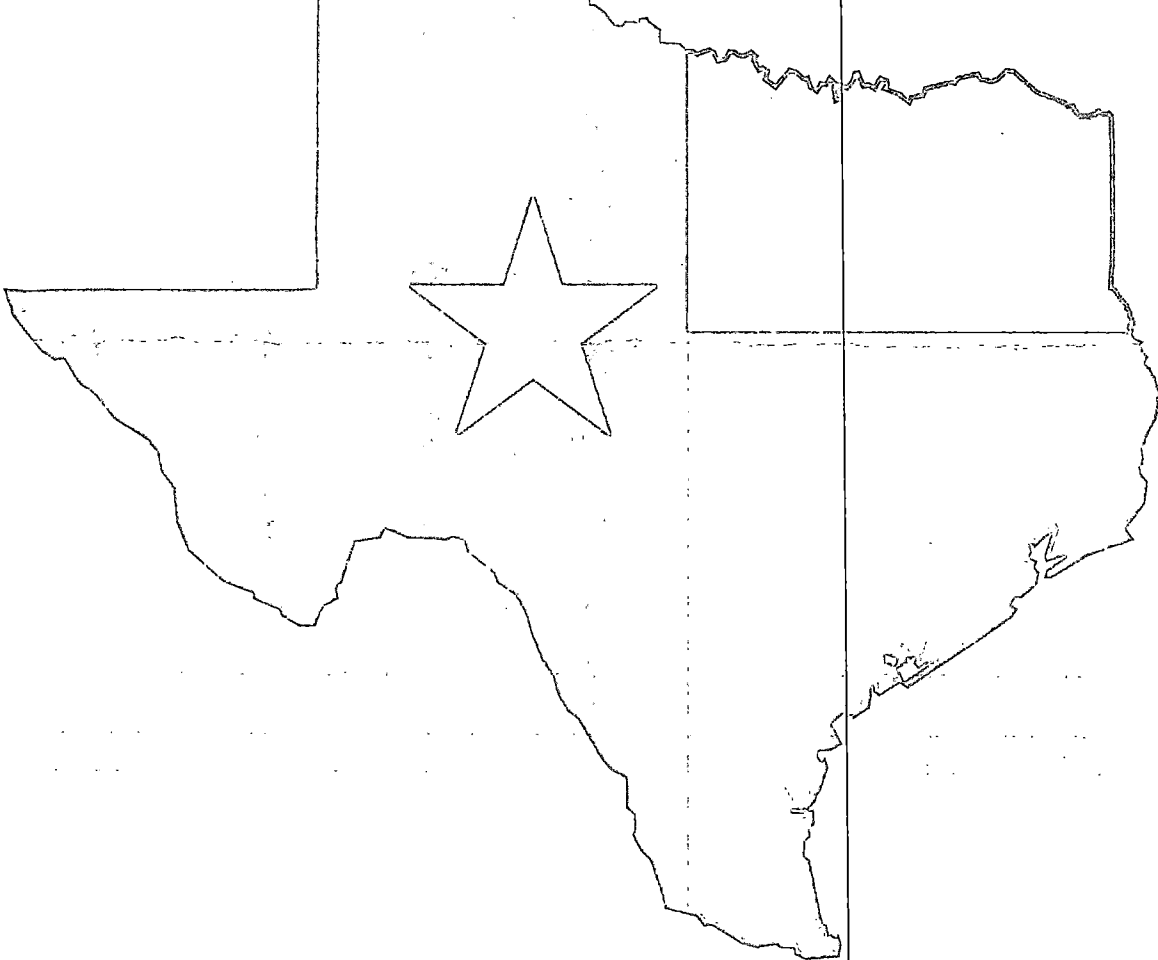
## Transaction Detail

**Texas Local Government Investment Pool**

**Participant: HUNT COUNTY**

**Pool/Account: 449/1160200002**

Transaction Date	Settlement Date	Transaction Description	Transaction Dollar Amount	Share Price	Shares This Transaction	Shares Owned
07/01/2017	07/01/2017	BEGINNING BALANCE	\$9,097.33	\$1.00		9,097.330
07/31/2017	07/31/2017	MONTHLY POSTING	\$7.52	\$1.00	7.520	9,104.850
<b>Account Value as of 07/31/2017</b>			<b>\$9,104.85</b>	<b>\$1.00</b>		<b>9,104.850</b>





TexPool Participant Services  
 C/O Federated Investors Inc.  
 1001 Texas Avenue, Suite 1400  
 Houston, TX 77002



# Participant Statement

HUNT COUNTY  
 JAIL LAWSUIT SETTLEMENT FUND  
 ATTN DELORES SHELTON  
 PO BOX 1097  
 GREENVILLE TX 75403-1097

Statement Period **07/01/2017 - 07/31/2017**

Page 1 of 2

Customer Service **1-866-TEX-POOL**  
 Location ID **000077789**  
 Investor ID **000018410**

## TexPool Update

Is your connection to TexConnect as secure as it could be? Check to be sure you are utilizing the most current version of your internet browser. If not, update it today!

## TexPool Summary

Pool Name	Beginning Balance	Total Deposits	Total Withdrawals	Total Interest	Current Balance	Average Balance
Texas Local Government Investment Pool	\$3,169,845.26	\$0.00	\$0.00	\$2,615.17	\$3,172,460.43	\$3,169,929.62
<b>Total Dollar Value</b>	<b>\$3,169,845.26</b>	<b>\$0.00</b>	<b>\$0.00</b>	<b>\$2,615.17</b>	<b>\$3,172,460.43</b>	

## Portfolio Value

Pool Name	Pool/Account	Market Value (07/01/2017)	Share Price (07/31/2017)	Shares Owned (07/31/2017)	Market Value (07/31/2017)
Texas Local Government Investment Pool	449/1160200013	\$3,169,845.26	\$1.00	3,172,460.430	\$3,172,460.43
<b>Total Dollar Value</b>		<b>\$3,169,845.26</b>			<b>\$3,172,460.43</b>

## Interest Summary

Pool Name	Pool/Account	Month-to-Date Interest	Year-to-Date Interest
Texas Local Government Investment Pool	449/1160200013	\$2,615.17	\$13,300.66
<b>Total</b>		<b>\$2,615.17</b>	<b>\$13,300.66</b>



TexPool Participant Services  
 C/O Federated Investors Inc.  
 1001 Texas Avenue, Suite 1400  
 Houston, TX 77002

Statement Period 07/01/2017 - 07/31/2017

Page 2 of 2

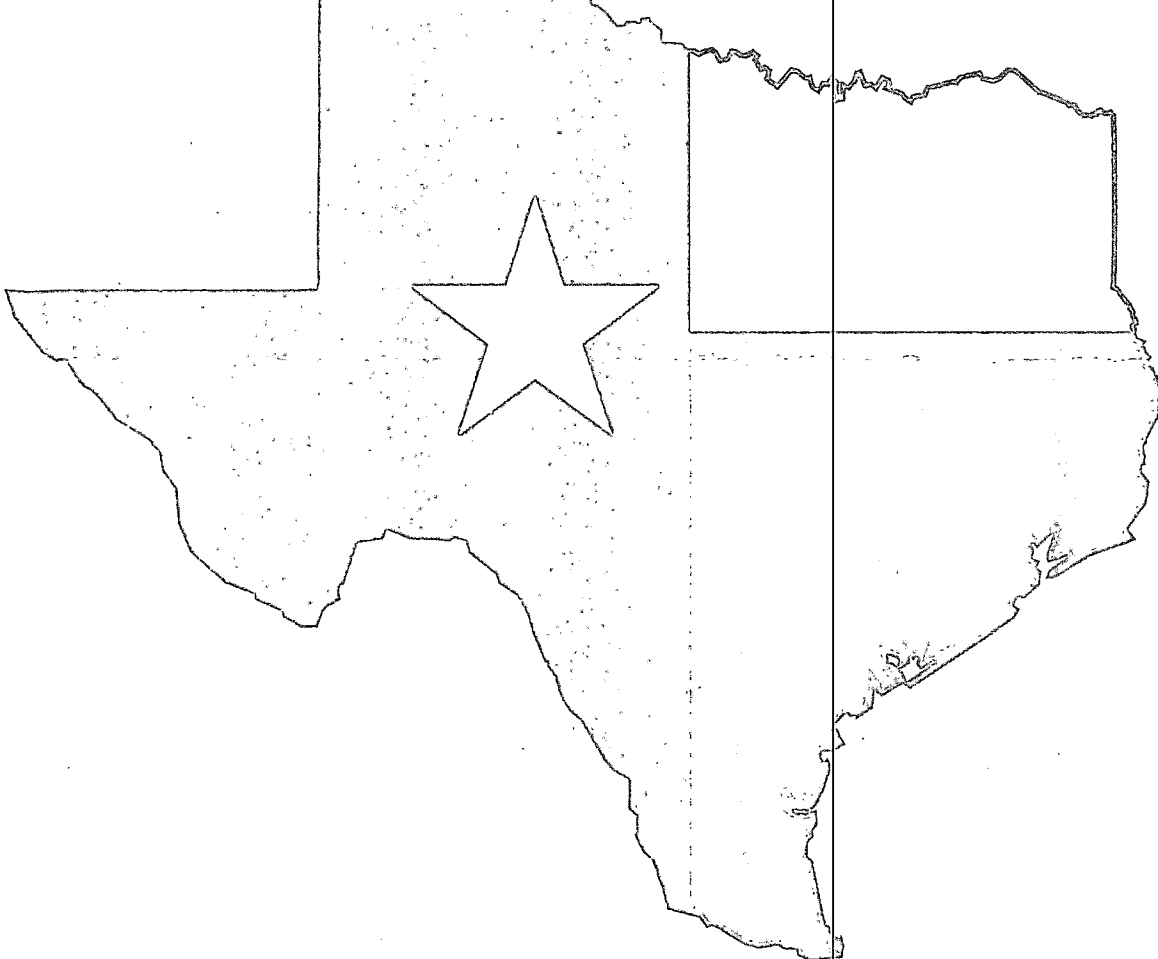
## Transaction Detail

**Texas Local Government Investment Pool**

**Participant: HUNT COUNTY**

**Pool/Account: 449/1160200013**

Transaction Date	Settlement Date	Transaction Description	Transaction Dollar Amount	Share Price	Shares This Transaction	Shares Owned
07/01/2017	07/01/2017	BEGINNING BALANCE	\$3,169,845.26	\$1.00		3,169,845.260
07/31/2017	07/31/2017	MONTHLY POSTING	\$2,615.17	\$1.00	2,615.170	3,172,460.430
<b>Account Value as of 07/31/2017</b>			<b>\$3,172,460.43</b>	<b>\$1.00</b>		<b>3,172,460.430</b>





HUNT COUNTY  
ATTN DELORES SHELTON  
PO BOX 1097  
GREENVILLE TX 75403-1097

### MONTHLY STATEMENT OF ACCOUNT

ACCOUNT: 1161011110

ACCOUNT NAME: GENERAL OPERATING

STATEMENT PERIOD: 07/01/2017 - 07/31/2017

TEXSTAR MONTHLY SUMMARY: THE AVERAGE MONTHLY RATE WAS 0.9827%. THE AVERAGE WEIGHTED AVERAGE MATURITY WAS 32 DAYS AND THE NET ASSET VALUE FOR 7/31/17 WAS 1.000013.

#### MONTHLY ACTIVITY DETAIL

TRANSACTION DATE	DESCRIPTION	CONFIRMATION NUMBER	TRANSACTION AMOUNT	BALANCE
	BEGINNING BALANCE			4,233,732.76
07/31/2017	MONTHLY POSTING	9999888	3,533.45	4,237,266.21
	ENDING BALANCE			4,237,266.21

#### MONTHLY ACCOUNT SUMMARY

BEGINNING BALANCE	4,233,732.76
TOTAL DEPOSITS	0.00
TOTAL WITHDRAWALS	0.00
TOTAL INTEREST	3,533.45
ENDING BALANCE	4,237,266.21
AVERAGE BALANCE	4,233,732.76

#### ACTIVITY SUMMARY (YEAR-TO-DATE)

ACCOUNT NAME	DEPOSITS	WITHDRAWALS	INTEREST
GENERAL OPERATING	3,000,000.00	0.00	15,902.60





HUNT COUNTY  
ATTN DELORES SHELTON  
PO BOX 1097  
GREENVILLE TX 75403-1097

### MONTHLY STATEMENT OF ACCOUNT

ACCOUNT: 6001017001

ACCOUNT NAME: GO FUND

STATEMENT PERIOD: 07/01/2017 - 07/31/2017

LOGIC MONTHLY SUMMARY: THE AVERAGE MONTHLY RATE WAS 1.2408%. THE AVERAGE WEIGHTED AVERAGE MATURITY WAS 29 DAYS AND THE NET ASSET VALUE FOR 7/31/17 WAS 1.000141.

#### MONTHLY ACTIVITY DETAIL

TRANSACTION DATE	DESCRIPTION	CONFIRMATION NUMBER	TRANSACTION AMOUNT	BALANCE
	BEGINNING BALANCE			2,402,379.08
07/31/2017	MONTHLY POSTING	9999888	2,531.59	2,404,910.67
	ENDING BALANCE			2,404,910.67

#### MONTHLY ACCOUNT SUMMARY

BEGINNING BALANCE	2,402,379.08
TOTAL DEPOSITS	0.00
TOTAL WITHDRAWALS	0.00
TOTAL INTEREST	2,531.59
ENDING BALANCE	2,404,910.67
AVERAGE BALANCE	2,402,379.08

#### ACTIVITY SUMMARY (YEAR-TO-DATE)

ACCOUNT NAME	DEPOSITS	WITHDRAWALS	INTEREST
GO FUND	2,401,000.00	0.00	3,910.67





HUNT COUNTY  
ATTN DELORES SHELTON  
PO BOX 1097  
GREENVILLE TX 75403-1097

### MONTHLY STATEMENT OF ACCOUNT

ACCOUNT: 6001017002

ACCOUNT NAME: R&B #1

STATEMENT PERIOD: 07/01/2017 - 07/31/2017

LOGIC MONTHLY SUMMARY: THE AVERAGE MONTHLY RATE WAS 1.2408%. THE AVERAGE WEIGHTED AVERAGE MATURITY WAS 29 DAYS AND THE NET ASSET VALUE FOR 7/31/17 WAS 1.000141.

#### MONTHLY ACTIVITY DETAIL

TRANSACTION DATE	DESCRIPTION	CONFIRMATION NUMBER	TRANSACTION AMOUNT	BALANCE
	BEGINNING BALANCE			450,258.42
07/31/2017	MONTHLY POSTING	9999888	474.47	450,732.89
	ENDING BALANCE			450,732.89

#### MONTHLY ACCOUNT SUMMARY

BEGINNING BALANCE	450,258.42
TOTAL DEPOSITS	0.00
TOTAL WITHDRAWALS	0.00
TOTAL INTEREST	474.47
ENDING BALANCE	450,732.89
AVERAGE BALANCE	450,258.42

#### ACTIVITY SUMMARY (YEAR-TO-DATE)

ACCOUNT NAME	DEPOSITS	WITHDRAWALS	INTEREST
R&B #1	450,000.00	0.00	732.89





HUNT COUNTY  
ATTN DELORES SHELTON  
PO BOX 1097  
GREENVILLE TX 75403-1097

### MONTHLY STATEMENT OF ACCOUNT

ACCOUNT: 6001017003

ACCOUNT NAME: R&B #2

STATEMENT PERIOD: 07/01/2017 - 07/31/2017

LOGIC MONTHLY SUMMARY: THE AVERAGE MONTHLY RATE WAS 1.2408%. THE AVERAGE WEIGHTED AVERAGE MATURITY WAS 29 DAYS AND THE NET ASSET VALUE FOR 7/31/17 WAS 1.000141.

#### MONTHLY ACTIVITY DETAIL

TRANSACTION DATE	DESCRIPTION	CONFIRMATION NUMBER	TRANSACTION AMOUNT	BALANCE
	BEGINNING BALANCE			400,229.69
07/31/2017	MONTHLY POSTING	9999888	421.76	400,651.45
	ENDING BALANCE			400,651.45

#### MONTHLY ACCOUNT SUMMARY

BEGINNING BALANCE	400,229.69
TOTAL DEPOSITS	0.00
TOTAL WITHDRAWALS	0.00
TOTAL INTEREST	421.76
ENDING BALANCE	400,651.45
AVERAGE BALANCE	400,229.69

#### ACTIVITY SUMMARY (YEAR-TO-DATE)

ACCOUNT NAME	DEPOSITS	WITHDRAWALS	INTEREST
R&B #2	400,000.00	0.00	651.45





HUNT COUNTY  
ATTN DELORES SHELTON  
PO BOX 1097  
GREENVILLE TX 75403-1097

### MONTHLY STATEMENT OF ACCOUNT

ACCOUNT: 6001017004

ACCOUNT NAME: R&B #3

STATEMENT PERIOD: 07/01/2017 - 07/31/2017

LOGIC MONTHLY SUMMARY: THE AVERAGE MONTHLY RATE WAS 1.2408%. THE AVERAGE WEIGHTED AVERAGE MATURITY WAS 29 DAYS AND THE NET ASSET VALUE FOR 7/31/17 WAS 1.000141.

#### MONTHLY ACTIVITY DETAIL

TRANSACTION DATE	DESCRIPTION	CONFIRMATION NUMBER	TRANSACTION AMOUNT	BALANCE
	BEGINNING BALANCE			400,229.69
07/31/2017	MONTHLY POSTING	9999888	421.76	400,651.45
	ENDING BALANCE			400,651.45

#### MONTHLY ACCOUNT SUMMARY

BEGINNING BALANCE	400,229.69
TOTAL DEPOSITS	0.00
TOTAL WITHDRAWALS	0.00
TOTAL INTEREST	421.76
ENDING BALANCE	400,651.45
AVERAGE BALANCE	400,229.69

#### ACTIVITY SUMMARY (YEAR-TO-DATE)

ACCOUNT NAME	DEPOSITS	WITHDRAWALS	INTEREST
R&B #3	400,000.00	0.00	651.45





HUNT COUNTY  
ATTN DELORES SHELTON  
PO BOX 1097  
GREENVILLE TX 75403-1097

**MONTHLY STATEMENT OF ACCOUNT**

**ACCOUNT:** 6001017005

**ACCOUNT NAME:** R&B #4

**STATEMENT PERIOD:** 07/01/2017 - 07/31/2017

LOGIC MONTHLY SUMMARY: THE AVERAGE MONTHLY RATE WAS 1.2408%. THE AVERAGE WEIGHTED AVERAGE MATURITY WAS 29 DAYS AND THE NET ASSET VALUE FOR 7/31/17 WAS 1.000141.

**MONTHLY ACTIVITY DETAIL**

TRANSACTION DATE	DESCRIPTION	CONFIRMATION NUMBER	TRANSACTION AMOUNT	BALANCE
	BEGINNING BALANCE			550,315.84
07/31/2017	MONTHLY POSTING	9999888	579.93	550,895.77
	ENDING BALANCE			550,895.77

**MONTHLY ACCOUNT SUMMARY**

BEGINNING BALANCE	550,315.84
TOTAL DEPOSITS	0.00
TOTAL WITHDRAWALS	0.00
TOTAL INTEREST	579.93
ENDING BALANCE	550,895.77
AVERAGE BALANCE	550,315.84

**ACTIVITY SUMMARY (YEAR-TO-DATE)**

ACCOUNT NAME	DEPOSITS	WITHDRAWALS	INTEREST
R&B #4	550,000.00	0.00	895.77

IF YOU HAVE ANY QUESTIONS, PLEASE CONTACT LOGIC PARTICIPANT SERVICES AT 1-800-895-6442







HUNT COUNTY  
ATTN DELORES SHELTON  
PO BOX 1097  
GREENVILLE TX 75403-1097

### MONTHLY STATEMENT OF ACCOUNT

ACCOUNT: 6001017006

ACCOUNT NAME: ROAD BONDS

STATEMENT PERIOD: 07/01/2017 - 07/31/2017

LOGIC MONTHLY SUMMARY: THE AVERAGE MONTHLY RATE WAS 1.2408%. THE AVERAGE WEIGHTED AVERAGE MATURITY WAS 29 DAYS AND THE NET ASSET VALUE FOR 7/31/17 WAS 1.000141.

#### MONTHLY ACTIVITY DETAIL

TRANSACTION DATE	DESCRIPTION	CONFIRMATION NUMBER	TRANSACTION AMOUNT	BALANCE
	BEGINNING BALANCE			0.00
07/11/2017	WIRE DEPOSIT	204635	6,000,000.00	6,000,000.00
07/31/2017	MONTHLY POSTING	9999888	4,305.37	6,004,305.37
	ENDING BALANCE			6,004,305.37

#### MONTHLY ACCOUNT SUMMARY

BEGINNING BALANCE	0.00
TOTAL DEPOSITS	6,000,000.00
TOTAL WITHDRAWALS	0.00
TOTAL INTEREST	4,305.37
ENDING BALANCE	6,004,305.37
AVERAGE BALANCE	4,064,516.13

#### ACTIVITY SUMMARY (YEAR-TO-DATE)

ACCOUNT NAME	DEPOSITS	WITHDRAWALS	INTEREST
ROAD BONDS	6,000,000.00	0.00	4,305.37

