

#14,812

Delores Shelton, CIO, CCT
Hunt County Treasurer

FY 11: Monthly Report, August 2017

FILED FOR RECORD
at 11:50 o'clock a M

SEP 26 2017

JENNIFER LINDENZWEIG
County Clerk, Hunt County, TX
By *Jennifer Lindenzweig*

The Treasurers' Monthly Report includes money received and disbursed as well as funds invested and debt due by Hunt County. The Treasurer's Books and the Auditor's General Ledger agree. The Bank Statements have been reconciled and approved by the County Auditor.

This affidavit must state the amount of cash and other assets that are in the custody of the county treasurer at the time of the examination. (LGC 114.026) **Month End Balance: \$24,286,407.84**

Therefore, Delores Shelton, County Treasurer of Hunt County, Texas, who being fully sworn, upon oath says that the within and foregoing report is true and correct to the best of her knowledge.

This report will be filed with accompanying reports this 26 day of September, 2017.

Delores Shelton
Delores Shelton, Hunt County Treasurer

Commissioners' Court having compared and examined the Treasurer's Report as presented and subject to independent auditor's review, certify the report to be correct and therefore request it be filed with the official minutes of this meeting. LGC 114.026(c)

John L. Horn
John L. Horn, Hunt County Judge

Eric Evans
Eric Evans, Comm., Pct #1

Tod McMahan
Tod McMahan, Comm., Pct #2

absent
Phillip Martin, Comm., Pct #3



Jim Latham
Jim Latham, Comm., Pct #4

**Hunt County Treasurer
Monthly Report
August 2017**

| Hunt County Funds | Beginning Balance | Money Received | Money Disbursed | Transfer In/Out Investment | Month End Balance |
|-----------------------------------|----------------------|---------------------|----------------------|----------------------------|----------------------|
| 10-GENERAL | 7,075,051.44 | 1,644,756.92 | -2,490,421.31 | 200,000.00 | 6,429,387.05 |
| 10-TexPool Investment | 1,238,082.45 | 973.41 | 0.00 | -200,000.00 | 1,039,055.86 |
| 10-TexStar Investment | 4,237,266.21 | 3,722.28 | 0.00 | 0.00 | 4,240,988.49 |
| 10-InWood Nat'l Bank CD | 569,799.34 | 604.92 | 0.00 | 0.00 | 570,404.26 |
| 10-InWood Nat'l Bank CD-2 | 511,041.41 | 542.55 | 0.00 | 0.00 | 511,583.96 |
| 10-TexPool Invstmnt,Jail | 3,172,460.43 | 2,691.52 | 0.00 | 0.00 | 3,175,151.95 |
| 10-Logic G.O. | 2,404,910.67 | 2,585.81 | 0.00 | 0.00 | 2,407,496.48 |
| 10-General Fund Totals: | 19,208,611.95 | 1,655,877.41 | -2,490,421.31 | 0.00 | 18,374,068.05 |
| 15-Exchange Bldg | 484,129.28 | 30,972.53 | -16,599.53 | | 498,502.28 |
| 20-Law Library | 6,716.05 | 10,603.42 | -11,855.56 | | 5,463.91 |
| 21-R&B #1 | 25,672.94 | 38,914.05 | -99,464.43 | 120,000.00 | 85,122.56 |
| 21-R&B #1, TexPool Invest | 454,615.82 | 332.98 | 0.00 | -120,000.00 | 334,948.80 |
| 21-R&B #1, Logic | 450,732.89 | 484.64 | 0.00 | 0.00 | 451,217.53 |
| 21-R&B #1 Fund Totals: | 931,021.65 | 39,731.67 | -99,464.43 | 0.00 | 871,288.89 |
| 22-R&B #2 | 16,255.49 | 55,865.99 | -180,408.91 | 170,000.00 | 61,712.57 |
| 22-R&B #2, TexPool Invest | 273,723.55 | 156.99 | 0.00 | -170,000.00 | 103,880.54 |
| 22-R&B #2, Logic | 400,651.45 | 430.77 | 0.00 | 0.00 | 401,082.22 |
| 22-R&B #2 Fund Totals: | 690,630.49 | 56,453.75 | -180,408.91 | 0.00 | 566,675.33 |
| 23-R&B #3 | 16,931.26 | 60,225.31 | -162,251.58 | 120,000.00 | 34,904.99 |
| 23-R&B #3, TexPool Invest | 272,432.70 | 180.57 | 0.00 | -120,000.00 | 152,613.27 |
| 23-R&B #3, Logic | 400,651.45 | 430.77 | 0.00 | 0.00 | 401,082.22 |
| 23-R&B #3 Fund Totals: | 690,015.41 | 60,836.65 | -162,251.58 | 0.00 | 588,600.48 |
| 24-R&B #4 | 21,625.76 | 38,914.09 | -155,231.38 | 130,000.00 | 35,308.47 |
| 24-R&B #4, TexPool Invest | 525,054.88 | 401.51 | 0.00 | -130,000.00 | 395,456.39 |
| 24-R&B #4, Logic | 550,895.77 | 592.32 | 0.00 | 0.00 | 551,488.09 |
| 24-R&B #4 Fund Totals: | 1,097,576.41 | 39,907.92 | -155,231.38 | 0.00 | 982,252.95 |
| 25-Health Private | 33,206.78 | 5,752.82 | -5,426.83 | | 33,532.77 |
| 26-State Health Services | -53,819.52 | 67,197.52 | -30,806.57 | | -17,428.57 |
| 27-Hunt County Grants | -204,985.54 | 92,614.85 | -149,094.79 | | -261,465.48 |
| 44-Road Bonds | 0.00 | 0.00 | -3,776.25 | | -3,776.25 |
| 45-Capital Improvement | 0.00 | 0.00 | 0.00 | | 0.00 |
| 61-Right of Way Fund | 13,165.62 | 0.00 | 0.00 | | 13,165.62 |
| 61-Right of Way FundTxPoc | 9,097.33 | 7.52 | 0.00 | | 9,104.85 |
| 61=Right of Way Fund Tot: | 22,262.95 | 7.52 | | | 22,270.47 |
| 68-JP, DDC Fee Fund | 138,859.09 | 1,047.24 | -816.01 | | 139,090.32 |

**Hunt County Treasurer
Monthly Report
August 2017**

| Hunt County Funds | Beginning Balance | Money Received | Money Disbursed | Transfer In/Out Investment | Month End Balance |
|-----------------------------|----------------------|---------------------|----------------------|----------------------------|----------------------|
| 70-Voter Admin 19 | 0.00 | 1,884.26 | -11,259.26 | | -9,375.00 |
| 71-DC Record Managmnt | 9,654.56 | 572.46 | -779.56 | | 9,447.46 |
| 74-Elections Special | 66,274.92 | 9,802.43 | -360.77 | | 75,716.58 |
| 75-CA-DWI | 14,088.39 | 173.57 | 0.00 | | 14,261.96 |
| 81-CC Rec Mgt Preservatic | 523,497.03 | 21,798.85 | -7,839.74 | | 537,456.14 |
| 82-Courthouse Security | 40,979.92 | 4,851.88 | -3,208.07 | | 42,623.73 |
| 83-Justice Court Sec. | 65,658.19 | 498.29 | -752.55 | | 65,403.93 |
| 84-District Clerk Archive | 36,926.24 | 875.00 | 0.00 | | 37,801.24 |
| 85-Co & District Court Tecl | 3,732.66 | 239.73 | 0.00 | | 3,972.39 |
| 86-County Record Preserv | 89,091.45 | 1,670.00 | 0.00 | | 90,761.45 |
| 87-Justice Court Technolo | 55,993.85 | 2,005.35 | -1,224.69 | | 56,774.51 |
| 88-County Clerk Archive | 538,185.72 | 19,290.00 | 0.00 | | 557,475.72 |
| 89-County Record Mgt Pre | 23,297.17 | 2,238.10 | 0.00 | | 25,535.27 |
| 91-LEOSE | 50,301.81 | 0.00 | -2,067.33 | | 48,234.48 |
| 95-Juv Prob. Center Fnd | 595,691.67 | 41,151.91 | -39,619.13 | | 597,224.45 |
| 96-Juv Prob "A-Z" Grant | 101,962.67 | 6,258.59 | -87,577.31 | | 20,643.95 |
| <hr/> | | | | | |
| 50-Debt Service (I&S) | 190,608.46 | 9,042.71 | -34,448.70 | 0.00 | 165,202.47 |
| 50-Debt Service TexPool Ir | 144,273.32 | 122.39 | 0.00 | 0.00 | 144,395.71 |
| 50-Debt Service Fund Tota | 334,881.78 | 9,165.10 | -34,448.70 | 0.00 | 309,598.18 |
| <hr/> | | | | | |
| Total of Funds: | 25,594,443.03 | 2,183,478.82 | -3,491,514.01 | 0.00 | 24,286,407.84 |

**Hunt County Treasurer
Monthly Report
August 2017**

HUNT COUNTY DEBT

| | Mo. Beginning | Payment | Balance Due |
|-----------------------------|----------------------|-------------------|----------------------|
| Reserve State Comptroller | 830,900.81 | -1,888.23 | 829,012.58 |
| Reserve St Comptroller II | 183,510.82 | -2,960.00 | 180,550.82 |
| 2015 Tax Notes | 1,955,000.00 | 0.00 | 1,955,000.00 |
| Series 2015 Refund Bonds | 2,005,000.00 | 0.00 | 2,005,000.00 |
| 2017 Road Bond Payable | 5,795,000.00 | 0.00 | 5,795,000.00 |
| 2017 Road Bond Prem | 289,750.00 | 0.00 | 289,750.00 |
| Liability Comp Absence | 349,029.00 | 0.00 | 349,029.00 |
| R&B 2 Equipmnt BB&T | 212,356.16 | -12,403.59 | 199,952.57 |
| R&B 2 Equipmnt SPFC | 151,442.97 | -8,817.31 | 142,625.66 |
| R&B 3 Equipmnt SPFC | 302,125.47 | -7,161.00 | 294,964.47 |
| OPEB Pension Liability | 5,869,339.00 | 0.00 | 5,869,339.00 |
| GASB 68 Pension Liability | 5,887,608.00 | 0.00 | 5,887,608.00 |
| Def. Resource Inflow Pensen | 631,495.00 | | 631,495.00 |
| Totals: | 24,462,557.23 | -33,230.13 | 24,429,327.10 |

| 2017 | TexPool | Tex Star | Logic | | InWood-CD | InWood-CD |
|-------------|----------------|-----------------|--------------|--|------------------|------------------|
| January | 0.5385% | 0.5452% | | | 1.25% | 1.25% |
| February | 0.5591% | 0.5533% | | | 1.25% | 1.25% |
| March | 0.6222% | 0.6269% | | | 1.25% | 1.25% |
| April | 0.7121% | 0.7140% | | | 1.25% | 1.25% |
| May | 0.7689% | 0.7535% | | | 1.25% | 1.25% |
| June | 0.8817% | 0.8631% | 1.1333% | | 1.25% | 1.25% |
| July | 0.9714% | 0.9827% | 1.2403% | | 1.25% | 1.25% |
| August | 0.9989% | 1.0343% | 1.2660% | | 1.25% | 1.25% |
| September | | | | | | |
| October | | | | | | |
| November | | | | | | |
| December | | | | | | |

| 2016 | TexPool | Tex Star | | | InWood-CD | InWood-CD |
|-------------|----------------|-----------------|--|--|------------------|------------------|
| January | 0.2674% | 0.2713% | | | 1.25% | 1.25% |
| February | 0.3010% | 0.3147% | | | 1.25% | 1.25% |
| March | 0.3273% | 0.3450% | | | 1.25% | 1.25% |
| April | 0.3380% | 0.3696% | | | 1.25% | 1.25% |
| May | 0.3399% | 0.3664% | | | 1.25% | 1.25% |
| June | 0.3633% | 0.3927% | | | 1.25% | 1.25% |
| July | 0.3690% | 0.3861% | | | 1.25% | 1.25% |
| August | 0.3737% | 0.3990% | | | 1.25% | 1.25% |
| September | 0.3799% | 0.4123% | | | 1.25% | 1.25% |
| October | 0.3828% | 0.4202% | | | 1.25% | 1.25% |
| November | 0.3987% | 0.4144% | | | 1.25% | 1.25% |
| December | 0.4570% | 0.4815% | | | 1.25% | 1.25% |

| 2015 | TexPool | Tex Star | Chase | Retiree | InWood-CD | InWood-CD | ANB |
|-------------|----------------|-----------------|--------------|----------------|------------------|------------------|------------|
| January | 0.0465% | 0.0542% | 0.0300% | 0.0300% | 0.95% | | |
| February | 0.0441% | 0.0548% | 0.0300% | 0.0300% | 0.95% | | |
| March | 0.0480% | 0.0604% | 0.0300% | 0.0300% | 0.95% | | |
| April | 0.0524% | 0.0701% | 0.0300% | 0.0300% | 0.95% | | |
| May | 0.0553% | 0.0643% | 0.0300% | 0.0300% | 0.95% | | |
| June | 0.0575% | 0.0719% | 0.0000% | 0.0000% | 0.95% | | 0.25% |
| July | 0.0630% | 0.0722% | Moved to ANB | | 0.95% | | 0.15% |
| August | 0.0716% | 0.0823% | " | " | 0.95% | | 0.15% |
| September | 0.0850% | 0.0994% | | | 0.95% | | |
| October | 0.0966% | 0.1099% | | | 1.25% | 1.25% | |
| November | 0.1105% | 0.1155% | | | 1.25% | 1.25% | |
| December | 0.1863% | 0.1868% | | | 1.25% | 1.25% | |

| 2014 | TexPool | Tex Star | Chase | Retiree | InWood-CD |
|-------------|----------------|-----------------|--------------|----------------|------------------|
| January | 0.0273% | 0.0303% | 0.0700% | 0.0500% | 0.75% |
| February | 0.0283% | 0.0318% | 0.0700% | 0.0500% | 0.75% |
| March | 0.0299% | 0.0400% | 0.0700% | 0.0500% | 0.75% |
| April | 0.0336% | 0.0379% | 0.0500% | 0.0300% | 0.75% |
| May | 0.0244% | 0.0273% | 0.0500% | 0.0300% | 0.75% |

TexPool

Overview Portfolio Characteristics Performance Literature

Daily Performance from 09-17-2017 to 09-26-2017

| As of Date | Daily Net Yield (%) | Dividend Factor | 7 Day Net Yield (%) | Daily Assets (\$) | NAV (\$) | Weighted Average Maturity (WAM) | Weighted Average Life (WAL) |
|------------|---------------------|-----------------|---------------------|-------------------|----------|---------------------------------|-----------------------------|
| 09-17-2017 | 1.0251 | 0.000028086 | 1.0200 | 15,304,363,223.20 | 1.00001 | 35 | 103 |
| 09-18-2017 | 1.0233 | 0.000028035 | 1.0200 | 15,297,162,289.51 | 1.00001 | 34 | 101 |
| 09-19-2017 | 1.0179 | 0.000027887 | 1.0200 | 15,380,301,602.04 | 1.00001 | 34 | 100 |
| 09-20-2017 | 1.0189 | 0.000027914 | 1.0200 | 15,287,491,242.08 | 1.00001 | 35 | 102 |
| 09-21-2017 | 1.0198 | 0.000027941 | 1.0200 | 15,251,835,243.68 | 1.00001 | 35 | 100 |
| 09-22-2017 | 1.0219 | 0.000027998 | 1.0200 | 15,153,768,070.79 | 1.00001 | 38 | 104 |
| 09-23-2017 | 1.0219 | 0.000027998 | 1.0200 | 15,153,768,070.79 | 1.00001 | 38 | 104 |
| 09-24-2017 | 1.0219 | 0.000027998 | 1.0200 | 15,153,768,070.79 | 1.00001 | 38 | 104 |
| 09-25-2017 | 1.0227 | 0.000028020 | 1.0200 | 15,961,538,606.87 | 1.00002 | 34 | 97 |
| 09-26-2017 | 1.0143 | 0.000027788 | 1.0200 | 15,913,654,825.69 | 1.00001 | 37 | 99 |

Monthly Performance from 06-30-2017 to 08-31-2017

| As of Date | Average Monthly Rate (%) | Average Monthly Dividend Factor | Average Monthly 7 Day Rate (%) | Average Monthly Balance (\$) | Weighted Average Maturity (WAM) | Weighted Average Life (WAL) | Participants |
|------------|--------------------------|---------------------------------|--------------------------------|------------------------------|---------------------------------|-----------------------------|--------------|
| 06-30-2017 | 0.8817 | 0.000024156 | 0.8660 | 17,537,248,240.03 | 41 | 105 | 2422 |
| 07-31-2017 | 0.9714 | 0.000026613 | 0.9674 | 17,260,998,138.56 | 36 | 99 | 2424 |
| 08-31-2017 | 0.9989 | 0.000027368 | 0.9961 | 16,402,649,761.58 | 32 | 96 | 2427 |

Previous Performance Data

Daily Performance Data January 1997 - April 2002 (PDF)

Monthly Performance Data January 1990 - March 2002 (PDF)

Performance quoted represents past performance which is no guarantee of future results. Investment return will vary. The value of an investment, when redeemed, may be worth more or less than the original cost. Current performance may be lower or higher than what is stated.

An investment in the Pool is not insured or guaranteed by any government or government agency. Although the manager of the Pool seeks to preserve principal, it is possible to lose money by depositing money in the Pool.

For more complete information, see the investment policy and information statement available on this website. You should consider the investment's objectives, risks, charges, and expenses carefully before investing. Information about these and other important subjects is in the investment policy and information statement which you should read carefully before investing.

Please note that daily fund prices, dividend factors and yield information (collectively, the "Pricing Information") are posted to this web page at approximately 4:00 p.m. ET and are updated each day that the New York Stock Exchange is open for regular trading. Daily gross yields and 7 day unsubsidized net yields are updated at approximately 8:30 p.m. ET. Daily fund prices, dividend factors, and yield information are subject to normal quality control, validation, and verification after such posting, and prior to 10:00 a.m. ET the next business day, remain subject to change. Taxable Money Market Fund daily dividend factors, may include short term capital gains. Please take this into consideration when using this information.

Federated Investment Counseling

Not FDIC Insured

May Lose Value

No Bank Guarantee

Copyright © 2017 Federated Investors, Inc.



Monthly Rate History

Rate History

Year: 2017 ▼

| Month | Avg. Rate |
|-------|-----------|
| JAN | 0.5452% |
| FEB | 0.5533% |
| MAR | 0.6269% |
| APR | 0.7140% |
| MAY | 0.7535% |
| JUN | 0.8631% |
| JUL | 0.9827% |
| AUG | 1.0343% |

(1) This weighted average maturity calculation uses the SEC rule 2a7 definition for stated maturity for any floating rate instruments held in the portfolio to determine the weighted average maturity for the pool. This rule specifies that a variable rate instrument to be paid in 397 calendar days or less shall be deemed to have a maturity equal to the period remaining until the next readjustment of the interest rate.

(2) This weighted average maturity calculation uses the final maturity of any floating rate instruments held in the portfolio to calculate the weighted average maturity for the pool.

(3) The yield for each date reflects a partial waiver of management fees, as provided for in the TexSTAR Information Statement.

TexSTAR Participant Services * FirstSouthwest
 1201 Elm Street, Suite 3500 * Dallas, Texas 75270 * www.texstar.org * 1-800-TEX-STAR * 214-953-8890 * FAX 214-953-8878



Monthly Rate History

Rate History

Year:

2017 ▼

| Month | Avg. Rate |
|----------|-----------|
| January | 0.9642% |
| February | 0.9716% |
| March | 1.0089% |
| April | 1.0739% |
| May | 1.0761% |
| June | 1.1333% |
| July | 1.2408% |
| August | 1.2660% |

(1) This weighted average maturity calculation uses the SEC rule 2a7 definition for stated maturity for any floating rate instruments held in the portfolio to determine the weighted average maturity for the pool. This rule specifies that a variable rate instrument to be paid in 397 calendar days or less shall be deemed to have a maturity equal to the period remaining until the next readjustment of the interest rate.

(2) This weighted average maturity calculation uses the final maturity of any floating rate instruments held in the portfolio to calculate the weighted average maturity for the pool.

For further assistance, please contact LOGIC Participant Services at 1-800-895-6442.



Participant Statement

HUNT COUNTY
 GENERAL FUND
 ATTN: DELORES SHELTON
 PO BOX 1097
 GREENVILLE TX 75403-1097

Statement Period 08/01/2017 - 08/31/2017

Page 1 of 2

Customer Service 1-866-TEX-POOL
Location ID 000077789
Investor ID 000007125

TexPool Update

Have you tried TexPool Academy yet? TexPool Academy is an approved provider for continuing education credits under the Public Funds Investment Act, CPE credit under the Texas State Board of Public Accountancy and CEU credit under Texas Association of School Business Officials. Contact the TexPool Participant Services to learn more!

TexPool Summary

| Pool Name | Beginning Balance | Total Deposits | Total Withdrawals | Total Interest | Current Balance | Average Balance |
|--|-----------------------|----------------|---------------------|-----------------|-----------------------|-----------------|
| Texas Local Government Investment Pool | \$1,238,082.45 | \$0.00 | \$200,000.00 | \$973.41 | \$1,039,055.86 | \$1,147,791.27 |
| Total Dollar Value | \$1,238,082.45 | \$0.00 | \$200,000.00 | \$973.41 | \$1,039,055.86 | |

Portfolio Value

| Pool Name | Pool/Account | Market Value (08/01/2017) | Share Price (08/31/2017) | Shares Owned (08/31/2017) | Market Value (08/31/2017) |
|--|----------------|---------------------------|--------------------------|---------------------------|---------------------------|
| Texas Local Government Investment Pool | 449/1160200004 | \$1,238,082.45 | \$1.00 | 1,039,055.860 | \$1,039,055.86 |
| Total Dollar Value | | \$1,238,082.45 | | | \$1,039,055.86 |

Interest Summary

| Pool Name | Pool/Account | Month-to-Date Interest | Year-to-Date Interest |
|--|----------------|------------------------|-----------------------|
| Texas Local Government Investment Pool | 449/1160200004 | \$973.41 | \$23,750.18 |
| Total | | \$973.41 | \$23,750.18 |



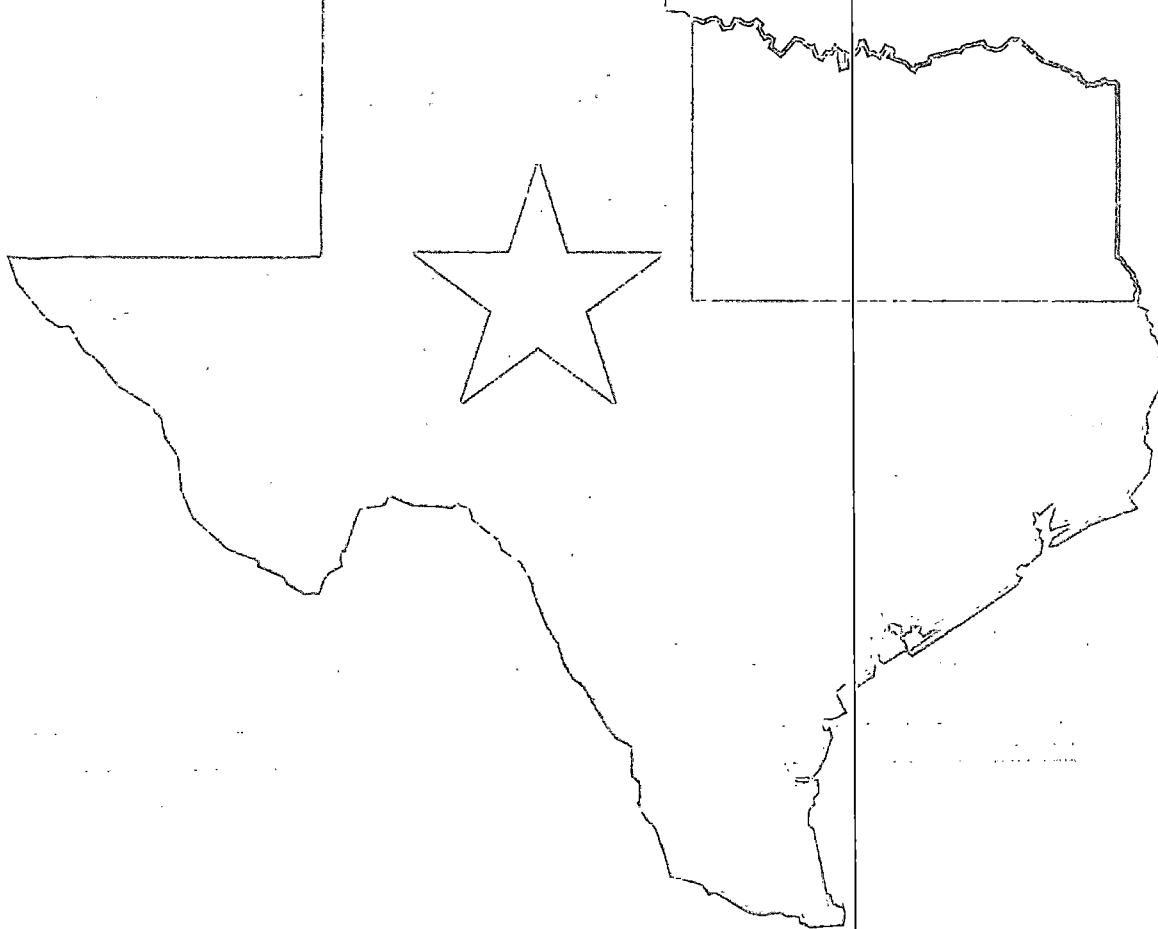
Transaction Detail

Texas Local Government Investment Pool

Participant: HUNT COUNTY

Pool/Account: 449/1160200004

| Transaction Date | Settlement Date | Transaction Description | Transaction Dollar Amount | Share Price | Shares This Transaction | Shares Owned |
|---------------------------------------|-----------------|-------------------------|---------------------------|---------------|-------------------------|----------------------|
| 08/01/2017 | 08/01/2017 | BEGINNING BALANCE | \$1,238,082.45 | \$1.00 | | 1,238,082.450 |
| 08/18/2017 | 08/18/2017 | WITHDRAWAL | \$200,000.00- | \$1.00 | 200,000.000- | 1,038,082.450 |
| 08/31/2017 | 08/31/2017 | MONTHLY POSTING | \$973.41 | \$1.00 | 973.410 | 1,039,055.860 |
| Account Value as of 08/31/2017 | | | \$1,039,055.86 | \$1.00 | | 1,039,055.860 |



TexPool Participant Services
 C/O Federated Investors Inc.
 1001 Texas Avenue, Suite 1400
 Houston, TX 77002



Participant Statement

HUNT COUNTY
 ROAD & BRIDGE #1
 ATTN DELORES SHELTON
 PO BOX 1097
 GREENVILLE TX 75403-1097

Statement Period **08/01/2017 - 08/31/2017**

Page 1 of 2

Customer Service **1-866-TEX-POOL**
 Location ID 000077789
 Investor ID 000011918

TexPool Update

Have you tried TexPool Academy yet? TexPool Academy is an approved provider for continuing education credits under the Public Funds Investment Act, CPE credit under the Texas State Board of Public Accountancy and CEU credit under Texas Association of School Business Officials. Contact the TexPool Participant Services to learn more!

TexPool Summary

| Pool Name | Beginning Balance | Total Deposits | Total Withdrawals | Total Interest | Current Balance | Average Balance |
|--|---------------------|----------------|---------------------|-----------------|---------------------|-----------------|
| Texas Local Government Investment Pool | \$454,615.82 | \$0.00 | \$120,000.00 | \$332.98 | \$334,948.80 | \$392,691.08 |
| Total Dollar Value | \$454,615.82 | \$0.00 | \$120,000.00 | \$332.98 | \$334,948.80 | |

Portfolio Value

| Pool Name | Pool/Account | Market Value (08/01/2017) | Share Price (08/31/2017) | Shares Owned (08/31/2017) | Market Value (08/31/2017) |
|--|----------------|---------------------------|--------------------------|---------------------------|---------------------------|
| Texas Local Government Investment Pool | 449/1160200007 | \$454,615.82 | \$1.00 | 334,948.800 | \$334,948.80 |
| Total Dollar Value | | \$454,615.82 | | | \$334,948.80 |

Interest Summary

| Pool Name | Pool/Account | Month-to-Date Interest | Year-to-Date Interest |
|--|----------------|------------------------|-----------------------|
| Texas Local Government Investment Pool | 449/1160200007 | \$332.98 | \$3,802.06 |
| Total | | \$332.98 | \$3,802.06 |



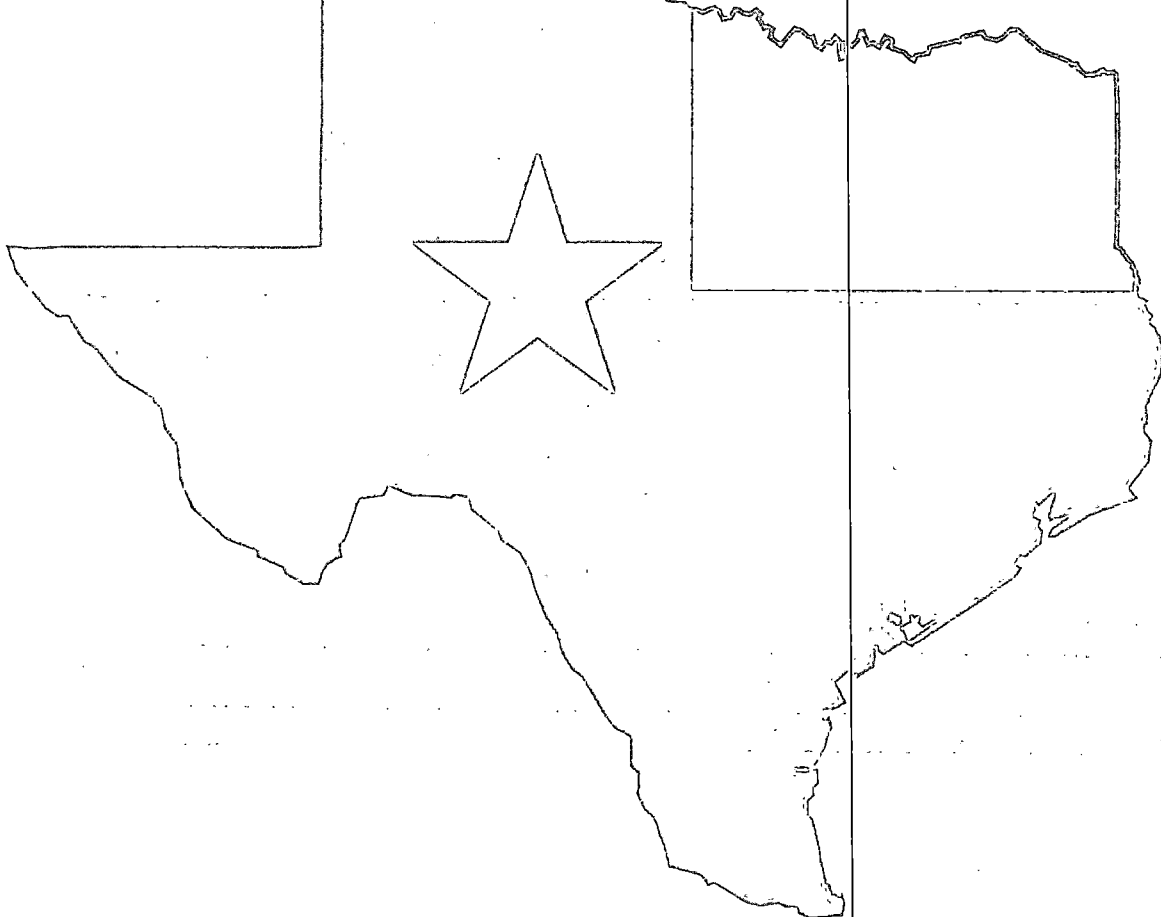
Transaction Detail

Texas Local Government Investment Pool

Participant: HUNT COUNTY

Pool/Account: 449/1160200007

| Transaction Date | Settlement Date | Transaction Description | Transaction Dollar Amount | Share Price | Shares This Transaction | Shares Owned |
|---------------------------------------|-----------------|-------------------------|---------------------------|---------------|-------------------------|--------------------|
| 08/01/2017 | 08/01/2017 | BEGINNING BALANCE | \$454,615.82 | \$1.00 | | 454,615.820 |
| 08/14/2017 | 08/14/2017 | WITHDRAWAL | \$60,000.00- | \$1.00 | 60,000.000- | 394,615.820 |
| 08/18/2017 | 08/18/2017 | WITHDRAWAL | \$60,000.00- | \$1.00 | 60,000.000- | 334,615.820 |
| 08/31/2017 | 08/31/2017 | MONTHLY POSTING | \$332.98 | \$1.00 | 332.980 | 334,948.800 |
| Account Value as of 08/31/2017 | | | \$334,948.80 | \$1.00 | | 334,948.800 |



TexPool Participant Services
 C/O Federated Investors Inc.
 1001 Texas Avenue, Suite 1400
 Houston, TX 77002



Participant Statement

HUNT COUNTY
 ROAD & BRIDGE #2
 ATTN DELORES SHELTON
 PO BOX 1097
 GREENVILLE TX 75403-1097

Statement Period **08/01/2017 - 08/31/2017**

Page 1 of 2

Customer Service **1-866-TEX-POOL**
 Location ID **000077789**
 Investor ID **000011919**

TexPool Update

Have you tried TexPool Academy yet? TexPool Academy is an approved provider for continuing education credits under the Public Funds Investment Act, CPE credit under the Texas State Board of Public Accountancy and CEU credit under Texas Association of School Business Officials. Contact the TexPool Participant Services to learn more!

TexPool Summary

| Pool Name | Beginning Balance | Total Deposits | Total Withdrawals | Total Interest | Current Balance | Average Balance |
|--|---------------------|----------------|---------------------|-----------------|---------------------|-----------------|
| Texas Local Government Investment Pool | \$273,723.55 | \$0.00 | \$170,000.00 | \$156.99 | \$103,880.54 | \$185,341.52 |
| Total Dollar Value | \$273,723.55 | \$0.00 | \$170,000.00 | \$156.99 | \$103,880.54 | |

Portfolio Value

| Pool Name | Pool/Account | Market Value (08/01/2017) | Share Price (08/31/2017) | Shares Owned (08/31/2017) | Market Value (08/31/2017) |
|--|----------------|---------------------------|--------------------------|---------------------------|---------------------------|
| Texas Local Government Investment Pool | 449/1160200008 | \$273,723.55 | \$1.00 | 103,880.54 | \$103,880.54 |
| Total Dollar Value | | \$273,723.55 | | | \$103,880.54 |

Interest Summary

| Pool Name | Pool/Account | Month-to-Date Interest | Year-to-Date Interest |
|--|----------------|------------------------|-----------------------|
| Texas Local Government Investment Pool | 449/1160200008 | \$156.99 | \$3,317.54 |
| Total | | \$156.99 | \$3,317.54 |



TexPool Participant Services
 C/O Federated Investors Inc.
 1001 Texas Avenue, Suite 1400
 Houston, TX 77002

Statement Period 08/01/2017 - 08/31/2017

Page 2 of 2

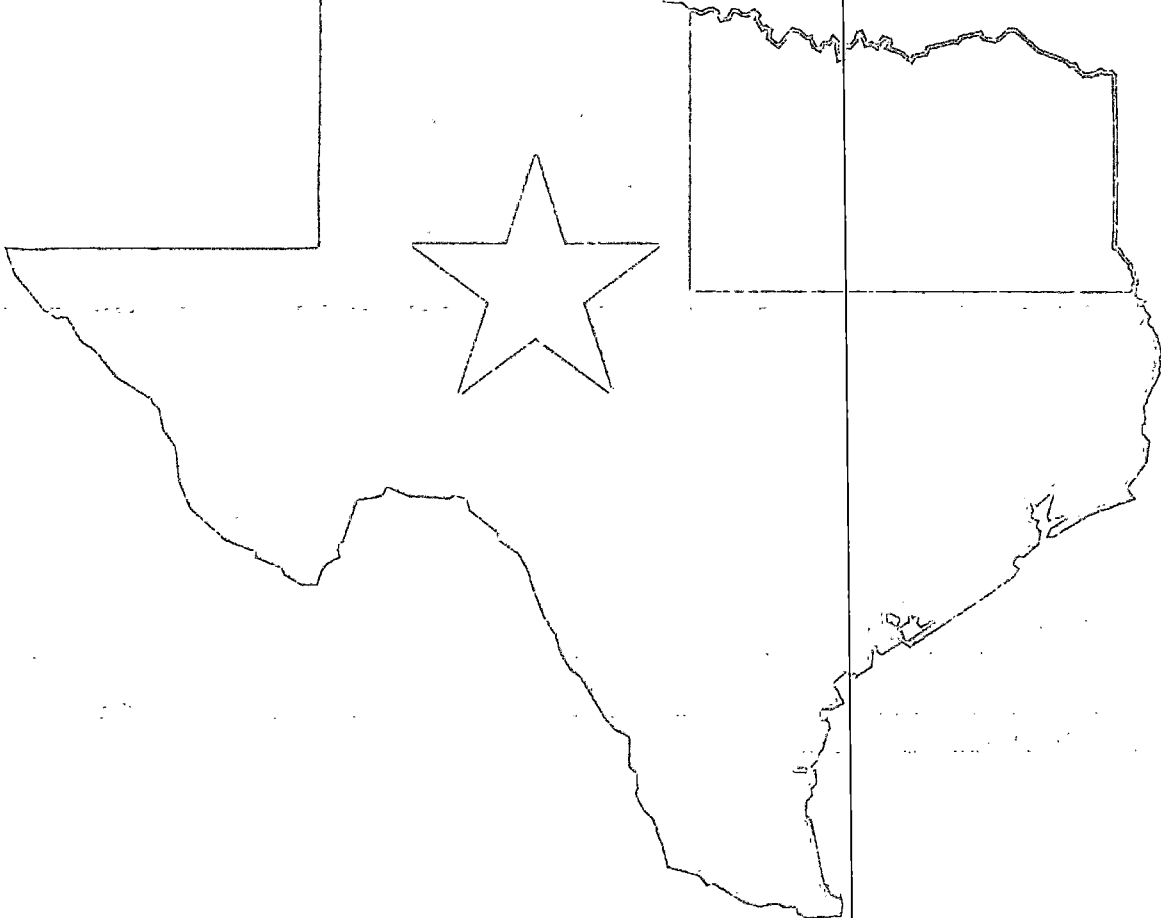
Transaction Detail

Texas Local Government Investment Pool

Participant: HUNT COUNTY

Pool/Account: 449/1160200008

| Transaction Date | Settlement Date | Transaction Description | Transaction Dollar Amount | Share Price | Shares This Transaction | Shares Owned |
|---------------------------------------|-----------------|-------------------------|---------------------------|---------------|-------------------------|--------------------|
| 08/01/2017 | 08/01/2017 | BEGINNING BALANCE | \$273,723.55 | \$1.00 | | 273,723.550 |
| 08/14/2017 | 08/14/2017 | WITHDRAWAL | \$90,000.00- | \$1.00 | 90,000.000- | 183,723.550 |
| 08/18/2017 | 08/18/2017 | WITHDRAWAL | \$80,000.00- | \$1.00 | 80,000.000- | 103,723.550 |
| 08/31/2017 | 08/31/2017 | MONTHLY POSTING | \$156.99 | \$1.00 | 156.990 | 103,880.540 |
| Account Value as of 08/31/2017 | | | \$103,880.54 | \$1.00 | | 103,880.540 |



TexPool Participant Services
 C/O Federated Investors Inc.
 1001 Texas Avenue, Suite 1400
 Houston, TX 77002



Participant Statement

HUNT COUNTY
 ROAD & BRIDGE #3
 ATTN DELORES SHELTON
 PO BOX 1097
 GREENVILLE TX 75403-1097

Statement Period **08/01/2017 - 08/31/2017**

Page 1 of 2

Customer Service **1-866-TEX-POOL**
 Location ID 000077789
 Investor ID 000011920

TexPool Update

Have you tried TexPool Academy yet? TexPool Academy is an approved provider for continuing education credits under the Public Funds Investment Act, CPE credit under the Texas State Board of Public Accountancy and CEU credit under Texas Association of School Business Officials. Contact the TexPool Participant Services to learn more!

TexPool Summary

| Pool Name | Beginning Balance | Total Deposits | Total Withdrawals | Total Interest | Current Balance | Average Balance |
|--|---------------------|----------------|---------------------|-----------------|---------------------|-----------------|
| Texas Local Government Investment Pool | \$272,432.70 | \$0.00 | \$120,000.00 | \$180.57 | \$152,613.27 | \$213,083.69 |
| Total Dollar Value | \$272,432.70 | \$0.00 | \$120,000.00 | \$180.57 | \$152,613.27 | |

Portfolio Value

| Pool Name | Pool/Account | Market Value (08/01/2017) | Share Price (08/31/2017) | Shares Owned (08/31/2017) | Market Value (08/31/2017) |
|--|----------------|---------------------------|--------------------------|---------------------------|---------------------------|
| Texas Local Government Investment Pool | 449/1160200009 | \$272,432.70 | \$1.00 | 152,613.270 | \$152,613.27 |
| Total Dollar Value | | \$272,432.70 | | | \$152,613.27 |

Interest Summary

| Pool Name | Pool/Account | Month-to-Date Interest | Year-to-Date Interest |
|--|----------------|------------------------|-----------------------|
| Texas Local Government Investment Pool | 449/1160200009 | \$180.57 | \$2,872.83 |
| Total | | \$180.57 | \$2,872.83 |



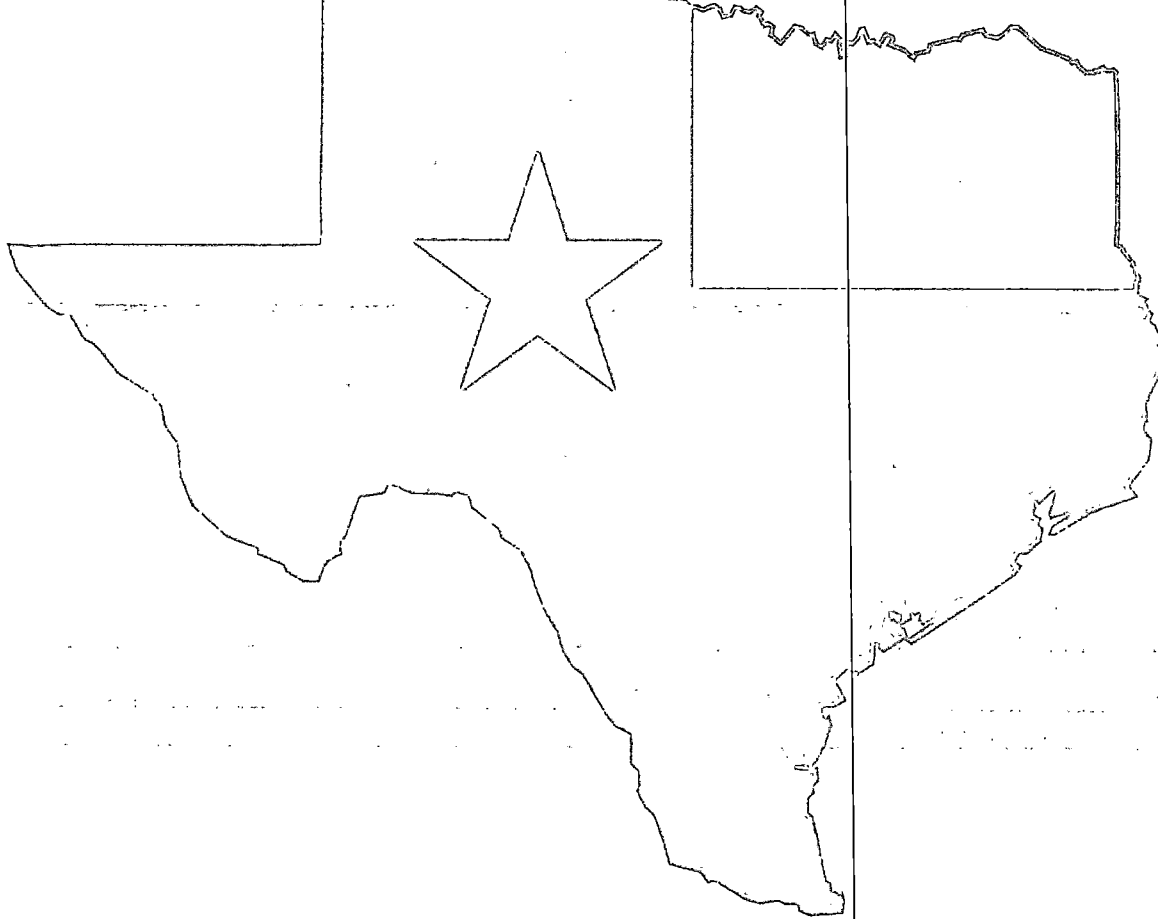
Transaction Detail

Texas Local Government Investment Pool

Participant: HUNT COUNTY

Pool/Account: 449/1160200009

| Transaction Date | Settlement Date | Transaction Description | Transaction Dollar Amount | Share Price | Shares This Transaction | Shares Owned |
|---------------------------------------|-----------------|-------------------------|---------------------------|---------------|-------------------------|--------------------|
| 08/01/2017 | 08/01/2017 | BEGINNING BALANCE | \$272,432.70 | \$1.00 | | 272,432.700 |
| 08/14/2017 | 08/14/2017 | WITHDRAWAL | \$40,000.00- | \$1.00 | 40,000.000- | 232,432.700 |
| 08/18/2017 | 08/18/2017 | WITHDRAWAL | \$80,000.00- | \$1.00 | 80,000.000- | 152,432.700 |
| 08/31/2017 | 08/31/2017 | MONTHLY POSTING | \$180.57 | \$1.00 | 180.570 | 152,613.270 |
| Account Value as of 08/31/2017 | | | \$152,613.27 | \$1.00 | | 152,613.270 |



TexPool Participant Services
 C/O Federated Investors Inc.
 1001 Texas Avenue, Suite 1400
 Houston, TX 77002



Participant Statement

HUNT COUNTY
 ROAD & BRIDGE #4
 ATTN DELORES SHELTON
 PO BOX 1097
 GREENVILLE TX 75403-1097

Statement Period **08/01/2017 - 08/31/2017**

Page 1 of 2

Customer Service **1-866-TEX-POOL**
 Location ID **000077789**
 Investor ID **000011921**

TexPool Update

Have you tried TexPool Academy yet? TexPool Academy is an approved provider for continuing education credits under the Public Funds Investment Act, CPE credit under the Texas State Board of Public Accountancy and CEU credit under Texas Association of School Business Officials. Contact the TexPool Participant Services to learn more!

TexPool Summary

| Pool Name | Beginning Balance | Total Deposits | Total Withdrawals | Total Interest | Current Balance | Average Balance |
|--|---------------------|----------------|---------------------|-----------------|---------------------|-----------------|
| Texas Local Government Investment Pool | \$525,054.88 | \$0.00 | \$130,000.00 | \$401.51 | \$395,456.39 | \$473,454.93 |
| Total Dollar Value | \$525,054.88 | \$0.00 | \$130,000.00 | \$401.51 | \$395,456.39 | |

Portfolio Value

| Pool Name | Pool/Account | Market Value (08/01/2017) | Share Price (08/31/2017) | Shares Owned (08/31/2017) | Market Value (08/31/2017) |
|--|----------------|---------------------------|--------------------------|---------------------------|---------------------------|
| Texas Local Government Investment Pool | 449/1160200010 | \$525,054.88 | \$1.00 | 395,456.390 | \$395,456.39 |
| Total Dollar Value | | \$525,054.88 | | | \$395,456.39 |

Interest Summary

| Pool Name | Pool/Account | Month-to-Date Interest | Year-to-Date Interest |
|--|----------------|------------------------|-----------------------|
| Texas Local Government Investment Pool | 449/1160200010 | \$401.51 | \$4,573.67 |
| Total | | \$401.51 | \$4,573.67 |



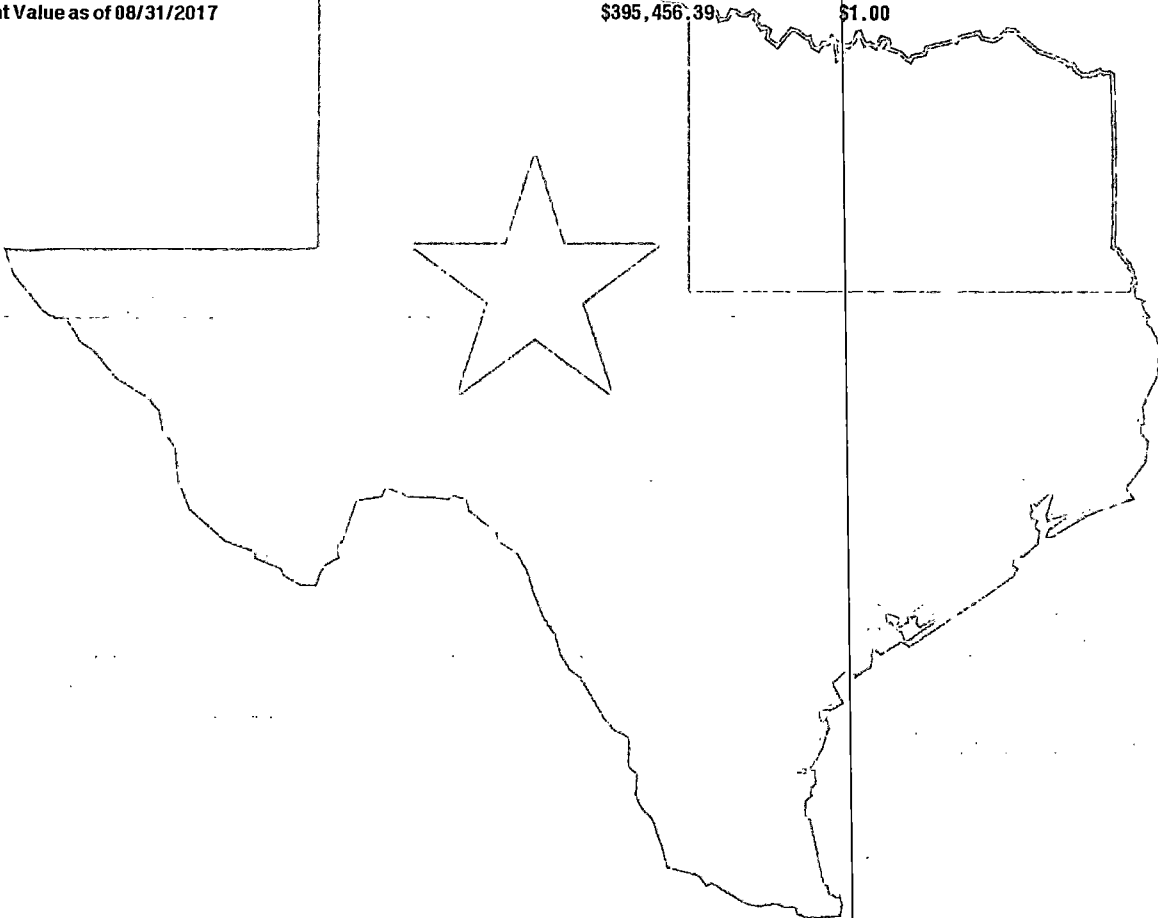
Transaction Detail

Texas Local Government Investment Pool

Participant: HUNT COUNTY

Pool/Account: 449/1160200010

| Transaction Date | Settlement Date | Transaction Description | Transaction Dollar Amount | Share Price | Shares This Transaction | Shares Owned |
|---------------------------------------|-----------------|-------------------------|---------------------------|---------------|-------------------------|--------------------|
| 08/01/2017 | 08/01/2017 | BEGINNING BALANCE | \$525,054.88 | \$1.00 | - | 525,054.880 |
| 08/14/2017 | 08/14/2017 | WITHDRAWAL | \$50,000.00- | \$1.00 | 50,000.000- | 475,054.880 |
| 08/18/2017 | 08/18/2017 | WITHDRAWAL | \$20,000.00- | \$1.00 | 20,000.000- | 455,054.880 |
| 08/25/2017 | 08/25/2017 | WITHDRAWAL | \$60,000.00- | \$1.00 | 60,000.000- | 395,054.880 |
| 08/31/2017 | 08/31/2017 | MONTHLY POSTING | \$401.51 | \$1.00 | 401.510 | 395,456.390 |
| Account Value as of 08/31/2017 | | | \$395,456.39 | \$1.00 | | 395,456.390 |



TexPool Participant Services
 C/O Federated Investors Inc.
 1001 Texas Avenue, Suite 1400
 Houston, TX 77002



Participant Statement

HUNT COUNTY
 DEBT SERVICE FUND
 ATTN: DELORES SHELTON
 PO BOX 1097
 GREENVILLE TX 75403-1097

Statement Period **08/01/2017 - 08/31/2017**

Page 1 of 2

Customer Service **1-866-TEX-POOL**
 Location ID 000077789
 Investor ID 000007124

TexPool Update

Have you tried TexPool Academy yet? TexPool Academy is an approved provider for continuing education credits under the Public Funds Investment Act, CPE credit under the Texas State Board of Public Accountancy and CEU credit under Texas Association of School Business Officials. Contact the TexPool Participant Services to learn more!

TexPool Summary

| Pool Name | Beginning Balance | Total Deposits | Total Withdrawals | Total Interest | Current Balance | Average Balance |
|--|---------------------|----------------|-------------------|-----------------|---------------------|-----------------|
| Texas Local Government Investment Pool | \$144,273.32 | \$0.00 | \$0.00 | \$122.39 | \$144,395.71 | \$144,277.27 |
| Total Dollar Value | \$144,273.32 | \$0.00 | \$0.00 | \$122.39 | \$144,395.71 | |

Portfolio Value

| Pool Name | Pool/Account | Market Value (08/01/2017) | Share Price (08/31/2017) | Shares Owned (08/31/2017) | Market Value (08/31/2017) |
|--|----------------|---------------------------|--------------------------|---------------------------|---------------------------|
| Texas Local Government Investment Pool | 449/1160200003 | \$144,273.32 | \$1.00 | 144,395.71 | \$144,395.71 |
| Total Dollar Value | | \$144,273.32 | | | \$144,395.71 |

Interest Summary

| Pool Name | Pool/Account | Month-to-Date Interest | Year-to-Date Interest |
|--|----------------|------------------------|-----------------------|
| Texas Local Government Investment Pool | 449/1160200003 | \$122.39 | \$908.66 |
| Total | | \$122.39 | \$908.66 |



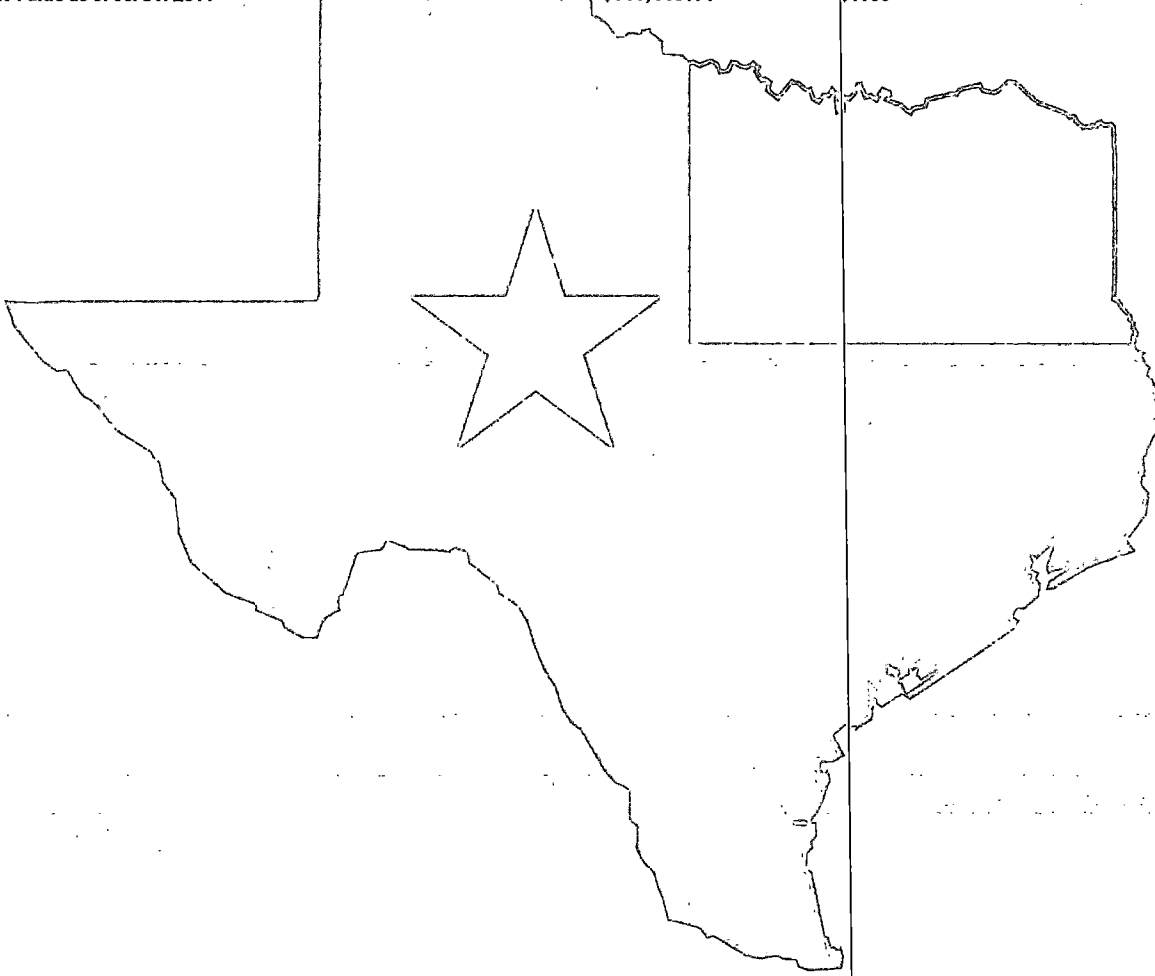
Transaction Detail

Texas Local Government Investment Pool

Participant: HUNT COUNTY

Pool/Account: 449/1160200003

| Transaction Date | Settlement Date | Transaction Description | Transaction Dollar Amount | Share Price | Shares This Transaction | Shares Owned |
|--------------------------------|-----------------|-------------------------|---------------------------|-------------|-------------------------|--------------|
| 08/01/2017 | 08/01/2017 | BEGINNING BALANCE | \$144,273.32 | \$1.00 | | 144,273.320 |
| 08/31/2017 | 08/31/2017 | MONTHLY POSTING | \$122.39 | \$1.00 | 122.390 | 144,395.710 |
| Account Value as of 08/31/2017 | | | \$144,395.71 | \$1.00 | | 144,395.710 |



TexPool Participant Services
 C/O Federated Investors Inc.
 1001 Texas Avenue, Suite 1400
 Houston, TX 77002



Participant Statement

HUNT COUNTY
 RIGHT OF WAY FUND
 ATTN: DELORES SHELTON
 PO BOX 1097
 GREENVILLE TX 75403-1097

Statement Period **08/01/2017 - 08/31/2017**

Page 1 of 2

Customer Service **1-866-TEX-POOL**
 Location ID **000077789**
 Investor ID **000007123**

TexPool Update

Have you tried TexPool Academy yet? TexPool Academy is an approved provider for continuing education credits under the Public Funds Investment Act, CPE credit under the Texas State Board of Public Accountancy and CEU credit under Texas Association of School Business Officials. Contact the TexPool Participant Services to learn more!

TexPool Summary

| Pool Name | Beginning Balance | Total Deposits | Total Withdrawals | Total Interest | Current Balance | Average Balance |
|--|-------------------|----------------|-------------------|----------------|-------------------|-----------------|
| Texas Local Government Investment Pool | \$9,104.85 | \$0.00 | \$0.00 | \$7.75 | \$9,112.60 | \$9,105.10 |
| Total Dollar Value | \$9,104.85 | \$0.00 | \$0.00 | \$7.75 | \$9,112.60 | |

Portfolio Value

| Pool Name | Pool/Account | Market Value (08/01/2017) | Share Price (08/31/2017) | Shares Owned (08/31/2017) | Market Value (08/31/2017) |
|--|----------------|---------------------------|--------------------------|---------------------------|---------------------------|
| Texas Local Government Investment Pool | 449/1160200002 | \$9,104.85 | \$1.00 | 9,112.60 | \$9,112.60 |
| Total Dollar Value | | \$9,104.85 | | | \$9,112.60 |

Interest Summary

| Pool Name | Pool/Account | Month-to-Date Interest | Year-to-Date Interest |
|--|----------------|------------------------|-----------------------|
| Texas Local Government Investment Pool | 449/1160200002 | \$7.75 | \$45.98 |
| Total | | \$7.75 | \$45.98 |



TexPool Participant Services
 C/O Federated Investors Inc.
 1001 Texas Avenue, Suite 1400
 Houston, TX 77002

Statement Period **08/01/2017 - 08/31/2017**

Page 2 of 2

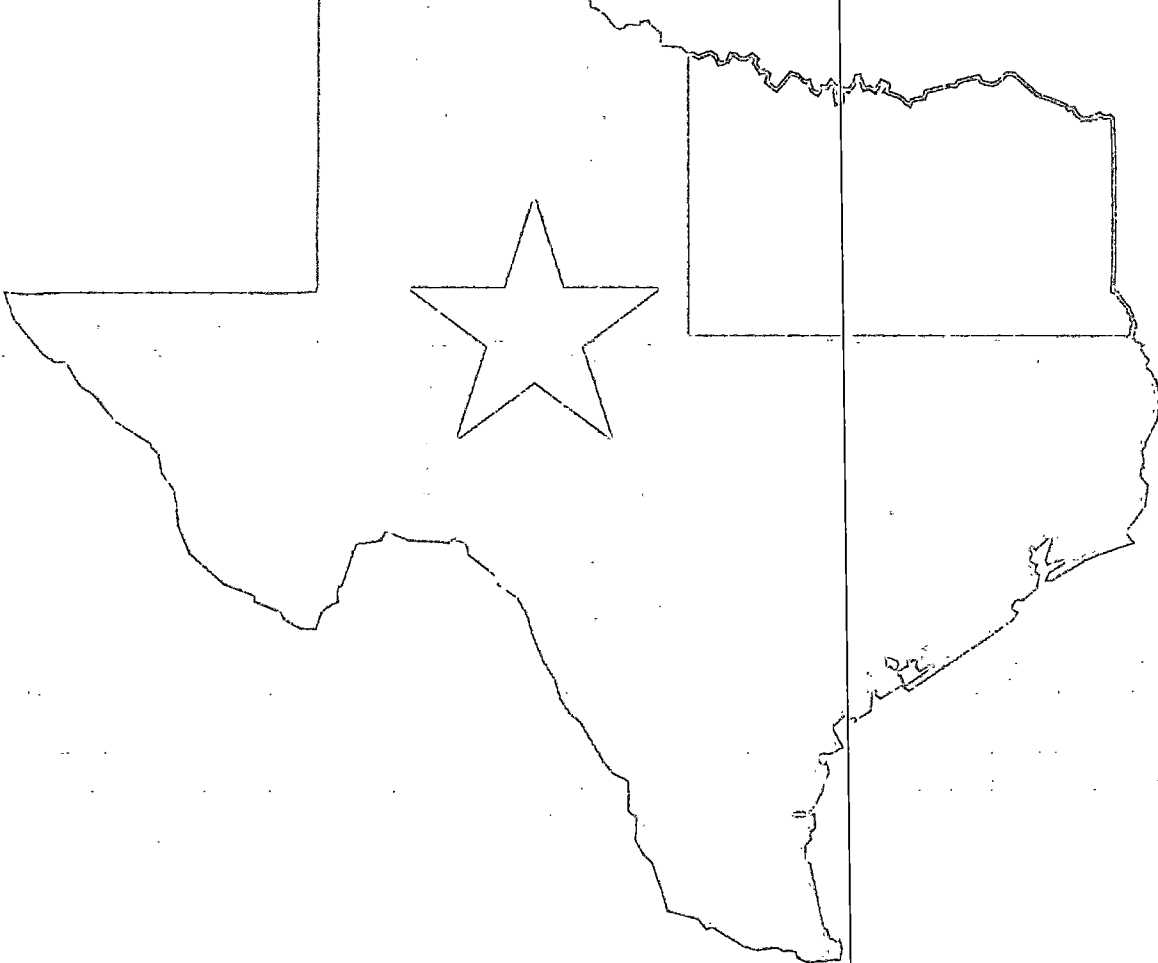
Transaction Detail

Texas Local Government Investment Pool

Participant: HUNT COUNTY

Pool/Account: 449/1160200002

| Transaction Date | Settlement Date | Transaction Description | Transaction Dollar Amount | Share Price | Shares This Transaction | Shares Owned |
|---------------------------------------|-----------------|-------------------------|---------------------------|---------------|-------------------------|------------------|
| 08/01/2017 | 08/01/2017 | BEGINNING BALANCE | \$9,104.85 | \$1.00 | | 9,104.850 |
| 08/31/2017 | 08/31/2017 | MONTHLY POSTING | \$7.75 | \$1.00 | 7.750 | 9,112.600 |
| Account Value as of 08/31/2017 | | | \$9,112.60 | \$1.00 | | 9,112.600 |



TexPool Participant Services
 C/O Federated Investors Inc.
 1001 Texas Avenue, Suite 1400
 Houston, TX 77002



Participant Statement

HUNT COUNTY
 JAIL LAWSUIT SETTLEMENT FUND
 ATTN DELORES SHELTON
 PO BOX 1097
 GREENVILLE TX 75403-1097

Statement Period **08/01/2017 - 08/31/2017**

Page 1 of 2

Customer Service **1-866-TEX-POOL**
 Location ID 000077789
 Investor ID 000018410

TexPool Update

Have you tried TexPool Academy yet? TexPool Academy is an approved provider for continuing education credits under the Public Funds Investment Act, CPE credit under the Texas State Board of Public Accountancy and CEU credit under Texas Association of School Business Officials. Contact the TexPool Participant Services to learn more!

TexPool Summary

| Pool Name | Beginning Balance | Total Deposits | Total Withdrawals | Total Interest | Current Balance | Average Balance |
|--|-----------------------|----------------|-------------------|-------------------|-----------------------|-----------------|
| Texas Local Government Investment Pool | \$3,172,460.43 | \$0.00 | \$0.00 | \$2,691.52 | \$3,175,151.95 | \$3,172,547.25 |
| Total Dollar Value | \$3,172,460.43 | \$0.00 | \$0.00 | \$2,691.52 | \$3,175,151.95 | |

Portfolio Value

| Pool Name | Pool/Account | Market Value (08/01/2017) | Share Price (08/31/2017) | Shares Owned (08/31/2017) | Market Value (08/31/2017) |
|--|----------------|---------------------------|--------------------------|---------------------------|---------------------------|
| Texas Local Government Investment Pool | 449/1160200013 | \$3,172,460.43 | \$1.00 | 3,175,151.95 | \$3,175,151.95 |
| Total Dollar Value | | \$3,172,460.43 | | | \$3,175,151.95 |

Interest Summary

| Pool Name | Pool/Account | Month-to-Date Interest | Year-to-Date Interest |
|--|----------------|------------------------|-----------------------|
| Texas Local Government Investment Pool | 449/1160200013 | \$2,691.52 | \$15,992.18 |
| Total | | \$2,691.52 | \$15,992.18 |



TexPool Participant Services
 C/O Federated Investors Inc.
 1001 Texas Avenue, Suite 1400
 Houston, TX 77002

Statement Period **08/01/2017 - 08/31/2017**

Page 2 of 2

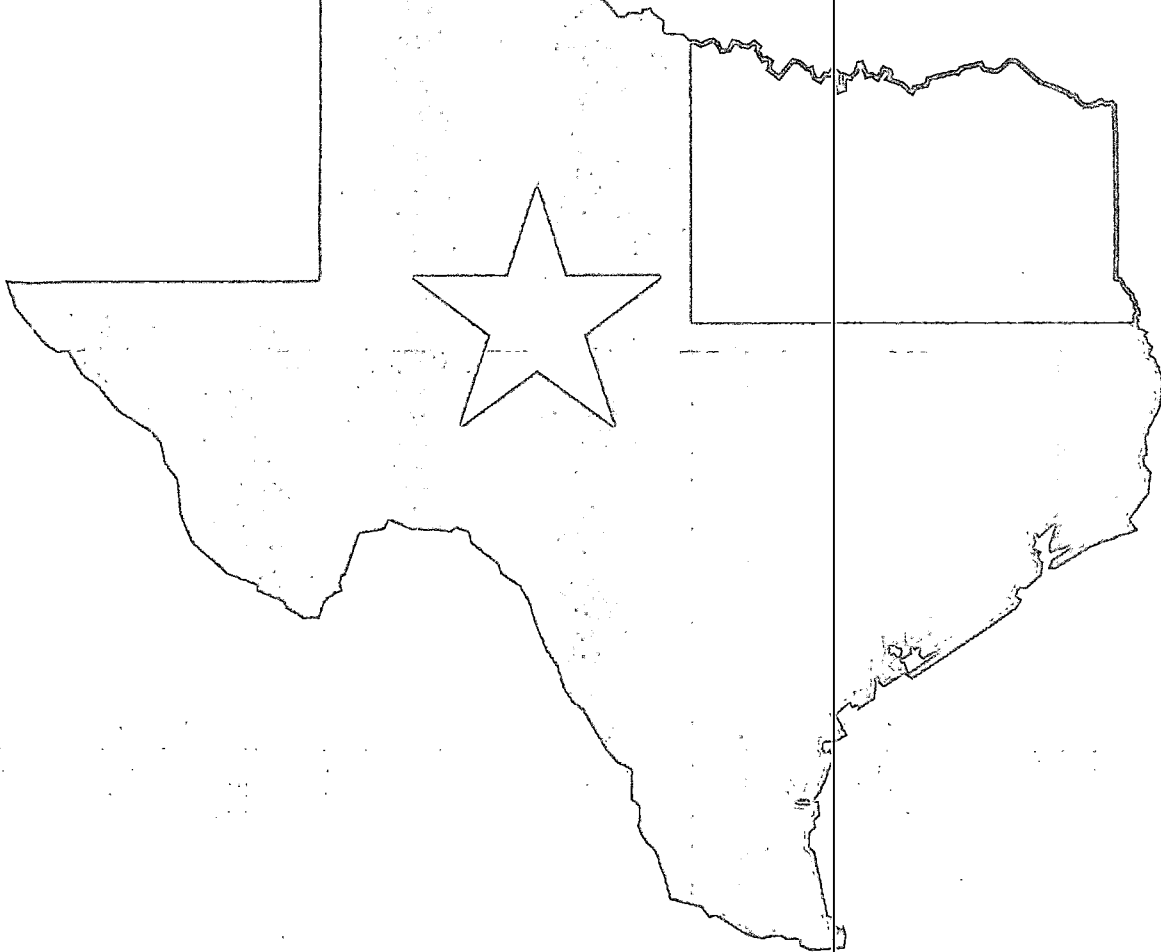
Transaction Detail

Texas Local Government Investment Pool

Participant: HUNT COUNTY

Pool/Account: 449/1160200013

| Transaction Date | Settlement Date | Transaction Description | Transaction Dollar Amount | Share Price | Shares This Transaction | Shares Owned |
|---------------------------------------|-----------------|-------------------------|---------------------------|---------------|-------------------------|----------------------|
| 08/01/2017 | 08/01/2017 | BEGINNING BALANCE | \$3,172,460.43 | \$1.00 | | 3,172,460.430 |
| 08/31/2017 | 08/31/2017 | MONTHLY POSTING | \$2,691.52 | \$1.00 | 2,691.520 | 3,175,151.950 |
| Account Value as of 08/31/2017 | | | \$3,175,151.95 | \$1.00 | | 3,175,151.950 |





HUNT COUNTY
 ATTN DELORES SHELTON
 PO BOX 1097
 GREENVILLE TX 75403-1097

MONTHLY STATEMENT OF ACCOUNT

ACCOUNT: 1161011110

ACCOUNT NAME: GENERAL OPERATING

STATEMENT PERIOD: 08/01/2017 - 08/31/2017

TEXSTAR MONTHLY SUMMARY: THE AVERAGE MONTHLY RATE WAS 1.0343%. THE AVERAGE WEIGHTED AVERAGE MATURITY WAS 33 DAYS AND THE NET ASSET VALUE FOR 8/31/17 WAS 1.000014.

MONTHLY ACTIVITY DETAIL

| TRANSACTION DATE | DESCRIPTION | CONFIRMATION NUMBER | TRANSACTION AMOUNT | BALANCE |
|------------------|-------------------|---------------------|--------------------|--------------|
| | BEGINNING BALANCE | | | 4,237,266.21 |
| 08/31/2017 | MONTHLY POSTING | 9999888 | 3,722.28 | 4,240,988.49 |
| | ENDING BALANCE | | | 4,240,988.49 |

MONTHLY ACCOUNT SUMMARY

| | |
|-------------------|--------------|
| BEGINNING BALANCE | 4,237,266.21 |
| TOTAL DEPOSITS | 0.00 |
| TOTAL WITHDRAWALS | 0.00 |
| TOTAL INTEREST | 3,722.28 |
| ENDING BALANCE | 4,240,988.49 |
| AVERAGE BALANCE | 4,237,266.21 |

ACTIVITY SUMMARY (YEAR-TO-DATE)

| ACCOUNT NAME | DEPOSITS | WITHDRAWALS | INTEREST |
|-------------------|--------------|-------------|-----------|
| GENERAL OPERATING | 3,000,000.00 | 0.00 | 19,624.88 |





HUNT COUNTY
ATTN DELORES SHELTON
PO BOX 1097
GREENVILLE TX 75403-1097

MONTHLY STATEMENT OF ACCOUNT

ACCOUNT: 6001017001

ACCOUNT NAME: GO FUND

STATEMENT PERIOD: 08/01/2017 - 08/31/2017

LOGIC MONTHLY SUMMARY: THE AVERAGE MONTHLY RATE WAS 1.2660%. THE AVERAGE WEIGHTED AVERAGE MATURITY WAS 32 DAYS AND THE NET ASSET VALUE FOR 8/31/17 WAS 1.000115.

MONTHLY ACTIVITY DETAIL

| TRANSACTION DATE | DESCRIPTION | CONFIRMATION NUMBER | TRANSACTION AMOUNT | BALANCE |
|------------------|-------------------|---------------------|--------------------|--------------|
| | BEGINNING BALANCE | | | 2,404,910.67 |
| 08/31/2017 | MONTHLY POSTING | 9999888 | 2,585.81 | 2,407,496.48 |
| | ENDING BALANCE | | | 2,407,496.48 |

MONTHLY ACCOUNT SUMMARY

| | |
|-------------------|--------------|
| BEGINNING BALANCE | 2,404,910.67 |
| TOTAL DEPOSITS | 0.00 |
| TOTAL WITHDRAWALS | 0.00 |
| TOTAL INTEREST | 2,585.81 |
| ENDING BALANCE | 2,407,496.48 |
| AVERAGE BALANCE | 2,404,910.67 |

ACTIVITY SUMMARY (YEAR-TO-DATE)

| ACCOUNT NAME | DEPOSITS | WITHDRAWALS | INTEREST |
|--------------|--------------|-------------|----------|
| GO FUND | 2,401,000.00 | 0.00 | 6,496.48 |





HUNT COUNTY
ATTN DELORES SHELTON
PO BOX 1097
GREENVILLE TX 75403-1097

MONTHLY STATEMENT OF ACCOUNT

ACCOUNT: 6001017002

ACCOUNT NAME: R&B #1

STATEMENT PERIOD: 08/01/2017 - 08/31/2017

LOGIC MONTHLY SUMMARY: THE AVERAGE MONTHLY RATE WAS 1.2660%. THE AVERAGE WEIGHTED AVERAGE MATURITY WAS 32 DAYS AND THE NET ASSET VALUE FOR 8/31/17 WAS 1.000115.

MONTHLY ACTIVITY DETAIL

| TRANSACTION DATE | DESCRIPTION | CONFIRMATION NUMBER | TRANSACTION AMOUNT | BALANCE |
|------------------|-------------------|---------------------|--------------------|------------|
| | BEGINNING BALANCE | | | 450,732.89 |
| 08/31/2017 | MONTHLY POSTING | 9999888 | 484.64 | 451,217.53 |
| | ENDING BALANCE | | | 451,217.53 |

MONTHLY ACCOUNT SUMMARY

| | |
|-------------------|------------|
| BEGINNING BALANCE | 450,732.89 |
| TOTAL DEPOSITS | 0.00 |
| TOTAL WITHDRAWALS | 0.00 |
| TOTAL INTEREST | 484.64 |
| ENDING BALANCE | 451,217.53 |
| AVERAGE BALANCE | 450,732.89 |

ACTIVITY SUMMARY (YEAR-TO-DATE)

| ACCOUNT NAME | DEPOSITS | WITHDRAWALS | INTEREST |
|--------------|------------|-------------|----------|
| R&B #1 | 450,000.00 | 0.00 | 1,217.53 |





HUNT COUNTY
ATTN DELORES SHELTON
PO BOX 1097
GREENVILLE TX 75403-1097

MONTHLY STATEMENT OF ACCOUNT

ACCOUNT: 6001017003

ACCOUNT NAME: R&B #2

STATEMENT PERIOD: 08/01/2017 - 08/31/2017

LOGIC MONTHLY SUMMARY: THE AVERAGE MONTHLY RATE WAS 1.2660%. THE AVERAGE WEIGHTED AVERAGE MATURITY WAS 32 DAYS AND THE NET ASSET VALUE FOR 8/31/17 WAS 1.000115.

MONTHLY ACTIVITY DETAIL

| TRANSACTION DATE | DESCRIPTION | CONFIRMATION NUMBER | TRANSACTION AMOUNT | BALANCE |
|------------------|-------------------|---------------------|--------------------|------------|
| | BEGINNING BALANCE | | | 400,651.45 |
| 08/31/2017 | MONTHLY POSTING | 9999888 | 430.77 | 401,082.22 |
| | ENDING BALANCE | | | 401,082.22 |

MONTHLY ACCOUNT SUMMARY

| | |
|-------------------|------------|
| BEGINNING BALANCE | 400,651.45 |
| TOTAL DEPOSITS | 0.00 |
| TOTAL WITHDRAWALS | 0.00 |
| TOTAL INTEREST | 430.77 |
| ENDING BALANCE | 401,082.22 |
| AVERAGE BALANCE | 400,651.45 |

ACTIVITY SUMMARY (YEAR-TO-DATE)

| ACCOUNT NAME | DEPOSITS | WITHDRAWALS | INTEREST |
|--------------|------------|-------------|----------|
| R&B #2 | 400,000.00 | 0.00 | 1,082.22 |





HUNT COUNTY
ATTN DELORES SHELTON
PO BOX 1097
GREENVILLE TX 75403-1097

MONTHLY STATEMENT OF ACCOUNT

ACCOUNT: 6001017004

ACCOUNT NAME: R&B #3

STATEMENT PERIOD: 08/01/2017 - 08/31/2017

LOGIC MONTHLY SUMMARY: THE AVERAGE MONTHLY RATE WAS 1.2660%. THE AVERAGE WEIGHTED AVERAGE MATURITY WAS 32 DAYS AND THE NET ASSET VALUE FOR 8/31/17 WAS 1.000115.

| MONTHLY ACTIVITY DETAIL | | | | |
|-------------------------|-------------------|---------------------|--------------------|------------|
| TRANSACTION DATE | DESCRIPTION | CONFIRMATION NUMBER | TRANSACTION AMOUNT | BALANCE |
| | BEGINNING BALANCE | | | 400,651.45 |
| 08/31/2017 | MONTHLY POSTING | 9999888 | 430.77 | 401,082.22 |
| | ENDING BALANCE | | | 401,082.22 |

| MONTHLY ACCOUNT SUMMARY | | |
|-------------------------|--|------------|
| BEGINNING BALANCE | | 400,651.45 |
| TOTAL DEPOSITS | | 0.00 |
| TOTAL WITHDRAWALS | | 0.00 |
| TOTAL INTEREST | | 430.77 |
| ENDING BALANCE | | 401,082.22 |
| AVERAGE BALANCE | | 400,651.45 |

| ACTIVITY SUMMARY (YEAR-TO-DATE) | | | |
|---------------------------------|------------|-------------|----------|
| ACCOUNT NAME | DEPOSITS | WITHDRAWALS | INTEREST |
| R&B #3 | 400,000.00 | 0.00 | 1,082.22 |





HUNT COUNTY
ATTN DELORES SHELTON
PO BOX 1097
GREENVILLE TX 75403-1097

MONTHLY STATEMENT OF ACCOUNT

ACCOUNT: 6001017005

ACCOUNT NAME: R&B #4

STATEMENT PERIOD: 08/01/2017 - 08/31/2017

LOGIC MONTHLY SUMMARY: THE AVERAGE MONTHLY RATE WAS 1.2660%. THE AVERAGE WEIGHTED AVERAGE MATURITY WAS 32 DAYS AND THE NET ASSET VALUE FOR 8/31/17 WAS 1.000115.

MONTHLY ACTIVITY DETAIL

| TRANSACTION DATE | DESCRIPTION | CONFIRMATION NUMBER | TRANSACTION AMOUNT | BALANCE |
|------------------|-------------------|---------------------|--------------------|------------|
| | BEGINNING BALANCE | | | 550,895.77 |
| 08/31/2017 | MONTHLY POSTING | 9999888 | 592.32 | 551,488.09 |
| | ENDING BALANCE | | | 551,488.09 |

MONTHLY ACCOUNT SUMMARY

| | |
|-------------------|------------|
| BEGINNING BALANCE | 550,895.77 |
| TOTAL DEPOSITS | 0.00 |
| TOTAL WITHDRAWALS | 0.00 |
| TOTAL INTEREST | 592.32 |
| ENDING BALANCE | 551,488.09 |
| AVERAGE BALANCE | 550,895.77 |

ACTIVITY SUMMARY (YEAR-TO-DATE)

| ACCOUNT NAME | DEPOSITS | WITHDRAWALS | INTEREST |
|--------------|------------|-------------|----------|
| R&B #4 | 550,000.00 | 0.00 | 1,488.09 |





HUNT COUNTY
ATTN DELORES SHELTON
PO BOX 1097
GREENVILLE TX 75403-1097

MONTHLY STATEMENT OF ACCOUNT

ACCOUNT: 6001017006

ACCOUNT NAME: ROAD BONDS

STATEMENT PERIOD: 08/01/2017 - 08/31/2017

LOGIC MONTHLY SUMMARY: THE AVERAGE MONTHLY RATE WAS 1.2660%. THE AVERAGE WEIGHTED AVERAGE MATURITY WAS 32 DAYS AND THE NET ASSET VALUE FOR 8/31/17 WAS 1.000115.

MONTHLY ACTIVITY DETAIL

| TRANSACTION DATE | DESCRIPTION | CONFIRMATION NUMBER | TRANSACTION AMOUNT | BALANCE |
|------------------|-------------------|---------------------|--------------------|--------------|
| | BEGINNING BALANCE | | | 6,004,305.37 |
| 08/31/2017 | MONTHLY POSTING | 9999888 | 6,455.93 | 6,010,761.30 |
| | ENDING BALANCE | | | 6,010,761.30 |

MONTHLY ACCOUNT SUMMARY

| | |
|-------------------|--------------|
| BEGINNING BALANCE | 6,004,305.37 |
| TOTAL DEPOSITS | 0.00 |
| TOTAL WITHDRAWALS | 0.00 |
| TOTAL INTEREST | 6,455.93 |
| ENDING BALANCE | 6,010,761.30 |
| AVERAGE BALANCE | 6,004,305.37 |

ACTIVITY SUMMARY (YEAR-TO-DATE)

| ACCOUNT NAME | DEPOSITS | WITHDRAWALS | INTEREST |
|--------------|--------------|-------------|-----------|
| ROAD BONDS | 6,000,000.00 | 0.00 | 10,761.30 |



POOLED CASH REPORT (FUND 99)

AS OF: AUGUST 31ST, 2017

0. LL

0. CL

FUND ACCOU

CLAIM ON CA

| | | BEGINNING BALANCE | CURRENT ACTIVITY | CURRENT BALANCE |
|-------------|-----------------------|----------------------|---------------------|--------------------|
| | 6,429,387.05 <u>+</u> | | | |
| 10-10001 C | 498,502.28 <u>+</u> | 7,075,051.44 (| 645,664.39) | 6,429,387.05 |
| 15-10001 C | 5,463.91 <u>+</u> | 484,129.28 | 14,373.00 | 498,502.28 |
| 20-10001 C | 85,122.56 <u>+</u> | 6,716.05 (| 1,252.14) | 5,463.91 |
| 21-10001 C | 61,712.57 <u>+</u> | 25,672.94 | 59,449.62 | 85,122.56 |
| 22-10001 C | 34,904.99 <u>+</u> | 16,255.49 | 45,457.08 | 61,712.57 |
| 23-10001 C | 35,308.47 <u>+</u> | 16,931.26 | 17,973.73 | 34,904.99 |
| 24-10001 C | 33,532.77 <u>+</u> | 21,625.76 | 13,682.71 | 35,308.47 |
| 25-10001 C | 17,428.57 <u>-</u> | 33,206.78 | 325.99 | 33,532.77 |
| 26-10001 C | 261,465.48 <u>-</u> | (53,819.52) | 36,390.95 (| 17,428.57) |
| 27-10001 C | 3,776.25 <u>-</u> | (204,985.54) | 56,479.94 (| 261,465.48) |
| 44-10001 C | 0.00 <u>-</u> | 0.00 (| 3,776.25) | 3,776.25) |
| 45-10001 C | 13,165.62 <u>-</u> | 0.00 | 0.00 | 0.00 |
| 61-10001 C | 13,165.62 <u>-</u> | 13,165.62 | 0.00 | 13,165.62 - |
| 68-10001 C | 139,090.32 <u> </u> | 138,859.09 | 231.23 | 139,090.32 |
| 70-10001 C | 9,375.00 <u>-</u> | 0.00 (| 9,375.00) | 9,375.00) |
| 71-10001 C | 9,447.46 <u> </u> | 9,654.56 (| 207.10) | 9,447.46 |
| 74-10001 C | 75,716.58 <u> </u> | 66,274.92 | 9,441.66 | 75,716.58 |
| 75-10001 C | 14,261.96 <u>+</u> | 14,088.39 | 173.57 | 14,261.96 |
| 81-10001 C | 537,456.14 <u>+</u> | 523,497.03 | 13,959.11 | 537,456.14 |
| 82-10001 C | 42,623.73 <u>+</u> | 40,979.92 | 1,643.81 | 42,623.73 |
| 83-10001 C | 65,403.93 <u>+</u> | 65,658.19 (| 254.26) | 65,403.93 |
| 84-10001 C | 37,801.24 <u>+</u> | 36,926.24 | 875.00 | 37,801.24 |
| 85-10001 C | 37,801.24 <u>+</u> | 3,732.66 | 239.73 | 3,972.39 |
| 86-10001 C | 3,972.39 <u>+</u> | 89,091.45 | 1,670.00 | 90,761.45 |
| 87-10001 C | 90,761.45 <u>+</u> | 55,993.85 | 780.66 | 56,774.51 |
| 88-10001 C | 56,774.51 <u>+</u> | 538,185.72 | 19,290.00 | 557,475.72 |
| 89-10001 C | 25,535.27 <u>+</u> | 23,297.17 | 2,238.10 | 25,535.27 |
| 91-10001 C | 597,224.45 <u>+</u> | 50,301.81 (| 2,067.33) | 48,234.48 |
| 95-10001 C | 20,643.95 <u>+</u> | 595,691.67 | 1,532.78 | 597,224.45 |
| 96-10001 C | 9,227,478.50 <u>+</u> | 101,962.67 (| 81,318.72) | 20,643.95 |
| 97-10001 C | 0.00 <u>+</u> | 0.00 | 0.00 | 0.00 |
| TOTAL CLAIM | 9,227,478.50 <u>+</u> | 9,788,144.90 (| 560,666.40) | 9,227,478.50 ✓ |
| | 20,643.95 <u>+</u> | ===== | ===== | ===== |

CASH IN BAN

| | | | | |
|----------|-----------------------|----------------|-------------|--------------|
| 99-10000 | 9,227,478.50 <u>+</u> | 9,097.31 | 0.00 | 9,097.31 |
| 99-10001 | 9,227,478.50 <u>-</u> | 9,779,047.59 (| 560,666.40) | 9,218,381.19 |
| SUBTOTAL | 0.00 <u>+</u> | 9,788,144.90 (| 560,666.40) | 9,227,478.50 |

WAGES PAYABLE

| | | | | |
|------------------------|--|------|------|------|
| 99-21000 WAGES PAYABLE | | 0.00 | 0.00 | 0.00 |
| SUBTOTAL WAGES PAYABLE | | 0.00 | 0.00 | 0.00 |

TOTAL CASH IN BANK - POOLED CASH 9,788,144.90 (560,666.40) 9,227,478.50

BALANCE SHEET

AS OF: AUGUST 31ST, 2017

40 -LONG TERM DEBT ACCT GROUP

ACCOUNT# TITLE

ASSETS

=====

| | | | |
|-------|--------------------------------|---------------------|---------------------|
| 19110 | PRINC. STATE COMPTROLLER | 0.00 | |
| 19603 | 2015 TAX NOTES | 0.00 | |
| 19604 | SERIES 2015 REFUND. BONDS | 0.00 | |
| 19605 | 2005 REFUNDING BOND | 0.00 | |
| 19716 | PRIN. COMPTR. UPGRADE 08 | 0.00 | |
| 19720 | AMT. TO BE PROVIDED FOR COMPEN | 0.00 | |
| 19722 | PHASE II - JOHNSON CONTROLS | 0.00 | |
| 19723 | PCT 2 RECLAIMER | 0.00 | |
| 19810 | DEF.RESOURCE OUTFLOW PENSION | <u>5,925,567.00</u> | |
| | | | <u>5,925,567.00</u> |

TOTAL ASSETS 5,925,567.00

=====

LIABILITIES

=====

| | | | |
|-------|--------------------------------|-------------------|----------------------|
| 27110 | RESERVE STATE COMPTROLLER | 829,012.58 | |
| 27111 | RESERVE STATE COMPTROLLER II | 180,550.82 | |
| 27603 | 2015 TAX NOTES | 1,955,000.00 | |
| 27604 | SERIES 2015 REFUND. BONDS | 2,005,000.00 | |
| 27605 | 2005 G.O. REFUNDING BOND | 0.00 | |
| 27608 | 2017 ROAD BONDS PAYABLE | 5,795,000.00 | |
| 27695 | BOND PREMIUM PAYABLE | 0.00 | |
| 27696 | 2017 ROAD BONDS PREMIUM | 289,750.00 | |
| 27716 | RESERV. COMPTR. UPGRADE 08 | 0.00 | |
| 27720 | LIABILITY FOR COMPENSATED ABSE | 349,029.00 | |
| 27722 | PHASE II - JOHNSON CONTROLS | 0.00 | |
| 27723 | PCT 2 EQUIPMENT BB&T | 199,952.57 | |
| 27724 | PCT 2 EQUIPMENT SPFC | 142,625.66 | |
| 27725 | PCT 3 EQUIPMENT SPFC | 294,964.47 | |
| 27805 | OPEB PENSION LIABILITY | 5,869,339.00 | |
| 27806 | GASB 68 PENSION LIABILITY | 5,887,608.00 | |
| 27810 | DEF. RESOURCE INFLOW PENSION | <u>631,495.00</u> | |
| | TOTAL LIABILITIES | | <u>24,429,327.10</u> |

EQUITY

=====

| | | | |
|-------|---------------------------------------|------------------|------------------|
| 33000 | Unreserved Fund Balance | (18,503,760.10) | |
| | TOTAL BEGINNING EQUITY | (18,503,760.10) | |
| | TOTAL EQUITY & REV. OVER/(UNDER) EXP. | | (18,503,760.10) |

TOTAL LIABILITIES, EQUITY & REV.OVER/(UNDER) EXP. 5,925,567.00

=====