

14,911

**Delores Shelton, CIO, CCT
Hunt County Treasurer**

FY 11: Monthly Report, September 2017

FILED FOR RECORD
at 11:30 o'clock 2 M

DEC 12 2017

JENNIFER LINDENZWEIG
County Clerk, Hunt County, TX
By Jennifer Lindenzweig

The Treasurers' Monthly Report includes money received and disbursed as well as funds invested and debt due by Hunt County. The Treasurer's Books and the Auditor's General Ledger agree. The Bank Statements have been reconciled and approved by the County Auditor.

This affidavit must state the amount of cash and other assets that are in the custody of the county treasurer at the time of the examination. (LGC 114.026) **Month End Balance: \$27,857,304.65**


Therefore, Delores Shelton, County Treasurer of Hunt County, Texas, who being fully sworn, upon oath says that the within and foregoing report is true and correct to the best of her knowledge.

This report will be filed with accompanying reports this 12 day of December, 2017.




Delores Shelton, Hunt County Treasurer

Commissioners' Court having compared and examined the Treasurer's Report as presented and subject to independent auditor's review, certify the report to be correct and therefore request it be filed with the official minutes of this meeting. LGC 114.026(c)



John L. Horn, Hunt County Judge




Eric Evans, Comm., Pct #1



Tod McMahan, Comm., Pct #2



Phillip Martin, Comm., Pct #3



Jim Latham, Comm., Pct #4

**Hunt County Treasurer
Monthly Report
September 2017**

Hunt County Funds	Beginning Balance	Money Received	Money Disbursed	Transfer In/Out Investment	Month End Balance
10-GENERAL	6,429,387.05	1,201,061.23	-3,198,177.64	1,000,000.00	5,432,270.64
10-TexPool Investment	1,039,055.86	866.98	0.00	0.00	1,039,922.84
10-TexStar Investment	4,240,988.49	3,051.10	0.00	-1,000,000.00	3,244,039.59
10-InWood Nat'l Bank CD	570,404.26	605.57	0.00	0.00	571,009.83
10-InWood Nat'l Bank CD-2	511,583.96	543.12	0.00	0.00	512,127.08
10-TexPool Invstmnt,Jail	3,175,151.95	2,649.30	0.00	0.00	3,177,801.25
10-Logic G.O.	2,407,496.48	2,538.12	0.00	0.00	2,410,034.60
10-General Fund Totals:	18,374,068.05	1,211,315.42	-3,198,177.64	0.00	16,387,205.83
15-Exchange Bldg	498,502.28	65,499.36	-18,550.92		545,450.72
20-Law Library	5,463.91	19,060.00	-7,181.14		17,342.77
21-R&B #1	85,122.56	61,715.34	-70,014.84	0.00	76,823.06
21-R&B #1, TexPool Invest	334,948.80	279.46	0.00	0.00	335,228.26
21-R&B #1, Logic	451,217.53	475.71	0.00	0.00	451,693.24
21-R&B #1 Fund Totals:	871,288.89	62,470.51	-70,014.84	0.00	863,744.56
22-R&B #2	61,712.57	53,913.69	-168,530.91	130,000.00	77,095.35
22-R&B #2, TexPool Invest	103,880.54	86.71	0.00	0.00	103,967.25
22-R&B #2, Logic	401,082.22	366.00	0.00	-130,000.00	271,448.22
22-R&B #2 Fund Totals:	566,675.33	54,366.40	-168,530.91	0.00	452,510.82
23-R&B #3	34,904.99	54,354.98	-200,943.28	190,000.00	78,316.69
23-R&B #3, TexPool Invest	152,613.27	127.34	0.00	0.00	152,740.61
23-R&B #3, Logic	401,082.22	333.72	0.00	-190,000.00	211,415.94
23-R&B #3 Fund Totals:	588,600.48	54,816.04	-200,943.28	0.00	442,473.24
24-R&B #4	35,308.47	54,130.41	-266,223.68	260,000.00	83,215.20
24-R&B #4, TexPool Invest	395,456.39	285.26	0.00	-80,000.00	315,741.65
24-R&B #4, Logic	551,488.09	543.55	0.00	-180,000.00	372,031.64
24-R&B #4 Fund Totals:	982,252.95	54,959.22	-266,223.68	0.00	770,988.49
25-Health Private	33,532.77	1,740.00	-4,498.28		30,774.49
26-State Health Services	-17,428.57	23,322.68	-30,429.32		-24,535.21
27-Hunt County Grants	-261,465.48	236,951.22	-113,123.02		-137,637.28
44-Road Bonds	-3,776.25	0.00	-176,772.64		-180,548.89
44-Road Bonds, Logic	6,010,761.30	6,336.93			6,017,098.23
44-Road Bond Totals:	6,006,985.05	6,336.93	-176,772.64		5,836,549.34
45-Capital Improvement	0.00	0.00	0.00		0.00
61-Right of Way Fund	13,165.62	0.00	0.00		13,165.62
61-Right of Way FundTxPoc	9,112.60	7.60	0.00		9,120.20
61=Right of Way Fund Toti	22,278.22	7.60			22,285.82
68-JP, DDC Fee Fund	139,090.32	2,463.64	-1,365.61		140,188.35

**Hunt County Treasurer
Monthly Report
September 2017**

Hunt County Funds	Beginning Balance	Money Received	Money Disbursed	Transfer In/Out Investment	Month End Balance
70-Voter Admin 19	-9,375.00	12,475.00	0.00		3,100.00
71-DC Record Managmnt	9,447.46	2,327.95	-792.82		10,982.59
74-Elections Special	75,716.58	1,877.10	0.00		77,593.68
75-CA-DWI	14,261.96	322.10	-207.50		14,376.56
81-CC Rec Mgt Preservatic	537,456.14	16,103.82	-6,531.92		547,028.04
82-Courthouse Security	42,623.73	4,178.68	-837.21		45,965.20
83-Justice Court Sec.	65,403.93	560.70	-779.26		65,185.37
84-District Clerk Archive	37,801.24	530.00	0.00		38,331.24
85-Co & District Court Tec	3,972.39	292.60	0.00		4,264.99
86-County Record Preserv	90,761.45	1,190.00	0.00		91,951.45
87-Justice Court Technolo	56,774.51	2,198.92	-1,644.68		57,328.75
88-County Clerk Archive	557,475.72	15,270.00	0.00		572,745.72
89-County Record Mgt Pre	25,535.27	2,233.86	0.00		27,769.13
91-LEOSE	48,234.48	2,361.25	-3,954.39		46,641.34
95-Juv Prob. Center Fnd	597,224.45	6,078.62	-40,263.77		563,039.30
96-Juv Prob "A-Z" Grant	20,643.95	63,625.66	-55,682.71		28,586.90
<hr/>					
50-Debt Service (I&S)	165,202.47	5,353.80	0.00	0.00	170,556.27
50-Debt Service TexPool Ir	144,395.71	120.47	0.00	0.00	144,516.18
50-Debt Service Fund Tota	309,598.18	5,474.27	0.00	0.00	315,072.45
<hr/>					
Total of Funds:	30,293,400.64	1,930,409.55	-4,366,505.54	0.00	27,857,304.65

**Hunt County Treasurer
Monthly Report
September 2017**

HUNT COUNTY DEBT

	Mo. Beginning	Payment	Balance Due
Reserve State Comptroller	829,012.58	-1,888.23	827,124.35
Reserve St Comptroller II	180,550.82	-2,960.00	177,590.82
2015 Tax Notes	1,955,000.00	0.00	1,955,000.00
Series 2015 Refund Bonds	2,005,000.00	0.00	2,005,000.00
2017 Road Bond Payable	5,795,000.00	0.00	5,795,000.00
2017 Road Bond Prem	289,750.00	0.00	289,750.00
Liability Comp Absence	349,029.00	0.00	349,029.00
R&B 2 Equipmnt BB&T	199,952.57	-12,417.33	187,535.24
R&B 2 Equipmnt SPFC	142,625.66	-8,828.61	133,797.05
R&B 3 Equipmnt SPFC	294,964.47	-7,171.20	287,793.27
OPEB Pension Liability	5,869,339.00	0.00	5,869,339.00
GASB 68 Pension Liability	5,887,608.00	0.00	5,887,608.00
Def. Resource Inflow Pensn	631,495.00		631,495.00
Totals:	24,429,327.10	-33,265.37	24,396,061.73

2017	TexPool	Tex Star	Logic		InWood-CD	InWood-CD
January	0.5385%	0.5452%			1.25%	1.25%
February	0.5591%	0.5533%			1.25%	1.25%
March	0.6222%	0.6269%			1.25%	1.25%
April	0.7121%	0.7140%			1.25%	1.25%
May	0.7689%	0.7535%			1.25%	1.25%
June	0.8817%	0.8631%	1.1333%		1.25%	1.25%
July	0.9714%	0.9827%	1.2408%		1.25%	1.25%
August	0.9989%	1.0343%	1.2660%		1.25%	1.25%
September	1.0151%	1.0384%	1.2827%		1.25%	1.25%
October						
November						
December						

2016	TexPool	Tex Star			InWood-CD	InWood-CD
January	0.2674%	0.2713%			1.25%	1.25%
February	0.3010%	0.3147%			1.25%	1.25%
March	0.3273%	0.3450%			1.25%	1.25%
April	0.3380%	0.3696%			1.25%	1.25%
May	0.3399%	0.3664%			1.25%	1.25%
June	0.3633%	0.3927%			1.25%	1.25%
July	0.3690%	0.3861%			1.25%	1.25%
August	0.3737%	0.3990%			1.25%	1.25%
September	0.3799%	0.4123%			1.25%	1.25%
October	0.3828%	0.4202%			1.25%	1.25%
November	0.3987%	0.4144%			1.25%	1.25%
December	0.4570%	0.4815%			1.25%	1.25%

2015	TexPool	Tex Star	Chase	Retiree	InWood-CD	InWood-CD	ANB
January	0.0465%	0.0542%	0.0300%	0.0300%	0.95%		
February	0.0441%	0.0548%	0.0300%	0.0300%	0.95%		
March	0.0480%	0.0604%	0.0300%	0.0300%	0.95%		
April	0.0524%	0.0701%	0.0300%	0.0300%	0.95%		
May	0.0553%	0.0643%	0.0300%	0.0300%	0.95%		
June	0.0575%	0.0719%	0.0000%	0.0000%	0.95%		0.25%
July	0.0630%	0.0722%	Moved to ANB		0.95%		0.15%
August	0.0716%	0.0823%	"	"	0.95%		0.15%
September	0.0850%	0.0994%			0.95%		
October	0.0966%	0.1099%			1.25%	1.25%	
November	0.1105%	0.1155%			1.25%	1.25%	
December	0.1863%	0.1868%			1.25%	1.25%	

2014	TexPool	Tex Star	Chase	Retiree	InWood-CD
January	0.0273%	0.0303%	0.0700%	0.0500%	0.75%
February	0.0283%	0.0318%	0.0700%	0.0500%	0.75%
March	0.0299%	0.0400%	0.0700%	0.0500%	0.75%
April	0.0336%	0.0379%	0.0500%	0.0300%	0.75%
May	0.0244%	0.0273%	0.0500%	0.0300%	0.75%

TexPool

Overview Portfolio Characteristics Performance Literature

Daily Performance from 11-17-2017 to 11-26-2017

As of Date	Daily Net Yield (%)	Dividend Factor	7 Day Net Yield (%)	Daily Assets (\$)	NAV (\$)	Weighted Average Maturity (WAM)	Weighted Average Life (WAL)
11-17-2017	1.0565	0.000028945	1.0500	15,139,136,510.57	0.99997	33	101
11-18-2017	1.0565	0.000028945	1.0500	15,139,136,510.57	0.99997	33	101
11-19-2017	1.0565	0.000028945	1.0500	15,139,136,510.57	0.99997	33	101
11-20-2017	1.0577	0.000028977	1.0500	15,147,420,968.26	0.99996	32	100
11-21-2017	1.0543	0.000028884	1.0600	15,111,136,706.42	0.99996	32	100
11-22-2017	1.0527	0.000028842	1.0600	15,092,435,088.59	0.99994	32	101
11-23-2017	1.0527	0.000028842	1.0600	15,092,435,088.59	0.99994	32	101
11-24-2017	1.0605	0.000029054	1.0600	15,341,908,158.80	0.99995	33	100
11-25-2017	1.0605	0.000029054	1.0600	15,341,908,158.80	0.99995	33	100
11-26-2017	1.0605	0.000029054	1.0600	15,341,908,158.80	0.99995	33	100

Monthly Performance from 08-31-2017 to 10-31-2017

As of Date	Average Monthly Rate (%)	Average Monthly Dividend Factor	Average Monthly 7 Day Rate (%)	Average Monthly Balance (\$)	Weighted Average Maturity (WAM)	Weighted Average Life (WAL)	Participants
08-31-2017	0.9989	0.000027368	0.9961	16,402,649,761.58	32	96	2427
09-30-2017	1.0151	0.000027812	1.0133	15,472,089,777.50	34	100	2431
10-31-2017	1.0318	0.000028268	1.0310	15,324,952,765.88	35	96	2439

Previous Performance Data

[Daily Performance Data January 1997 - April 2002 \(PDF\)](#)

[Monthly Performance Data January 1990 - March 2002 \(PDF\)](#)

Performance quoted represents past performance which is no guarantee of future results. Investment return will vary. The value of an investment, when redeemed, may be worth more or less than the original cost. Current performance may be lower or higher than what is stated.

An investment in the Pool is not insured or guaranteed by any government or government agency. Although the manager of the Pool seeks to preserve principal, it is possible to lose money by depositing money in the Pool.

For more complete information, see the investment policy and information statement available on this website. You should consider the investment's objectives, risks, charges, and expenses carefully before investing. Information about these and other important subjects is in the investment policy and information statement which you should read carefully before investing.

Please note that daily fund prices, dividend factors and yield information (collectively, the "Pricing Information") are posted to this web page at approximately 4:00 p.m. ET and are updated each day that the New York Stock Exchange is open for regular trading. Daily gross yields and 7 day unsubsidized net yields are updated at approximately 8:30 p.m. ET. Daily fund prices, dividend factors, and yield information are subject to normal quality control, validation, and verification after such posting, and prior to 10:00 a.m. ET the next business day, remain subject to change. Taxable Money Market Fund daily dividend factors, may include short term capital gains. Please take this into consideration when using this information.

Federated Investment Counseling

Not FDIC Insured

May Lose Value

No Bank Guarantee



Monthly Rate History

Rate History

Year: 2017 ▼

Month	Avg. Rate
JAN	0.5452%
FEB	0.5533%
MAR	0.6269%
APR	0.7140%
MAY	0.7535%
JUN	0.8631%
JUL	0.9827%
AUG	1.0343%
SEP	1.0384%
OCT	1.0482%

(1) This weighted average maturity calculation uses the SEC rule 2a7 definition for stated maturity for any floating rate instruments held in the portfolio to determine the weighted average maturity for the pool. This rule specifies that a variable rate instrument to be paid in 397 calendar days or less shall be deemed to have a maturity equal to the period remaining until the next readjustment of the interest rate.

(2) This weighted average maturity calculation uses the final maturity of any floating rate instruments held in the portfolio to calculate the weighted average maturity for the pool.

(3) The yield for each date reflects a partial waiver of management fees, as provided for in the TexSTAR Information Statement.

TexSTAR Participant Services * FirstSouthwest
 1201 Elm Street, Suite 3500 * Dallas, Texas 75270 * www.texstar.org * 1-800-TEX-STAR * 214-953-8890 * FAX 214-953-8878



Monthly Rate History

Rate History

Year:

Month	Avg. Rate
January	0.9642%
February	0.9716%
March	1.0089%
April	1.0739%
May	1.0761%
June	1.1333%
July	1.2408%
August	1.2660%
September	1.2827%
October	1.2845%

(1) This weighted average maturity calculation uses the SEC rule 2a7 definition for stated maturity for any floating rate instruments held in the portfolio to determine the weighted average maturity for the pool. This rule specifies that a variable rate instrument to be paid in 397 calendar days or less shall be deemed to have a maturity equal to the period remaining until the next readjustment of the interest rate.

(2) This weighted average maturity calculation uses the final maturity of any floating rate instruments held in the portfolio to calculate the weighted average maturity for the pool.

For further assistance, please contact LOGIC Participant Services at 1-800-895-6442.

POOLED CASH REPORT (FUND 99)

SEPTEMBER 30TH, 2017

FUND ACCOU		BEGINNING BALANCE	CURRENT ACTIVITY	CURRENT BALANCE
	0. <input type="checkbox"/> CL			
<u>CLAIM ON CA</u>				
10-10001 C	5,432,270.64 <input type="checkbox"/> ⊕	6,429,387.05 (997,116.41)	5,432,270.64 ✓
15-10001 C	545,450.72 <input type="checkbox"/> ⊕	498,502.28	46,948.44	545,450.72
20-10001 C	17,342.77 <input type="checkbox"/> ⊕	5,463.91	11,878.86	17,342.77
21-10001 C	76,823.06 <input type="checkbox"/> ⊕	85,122.56 (8,299.50)	76,823.06
22-10001 C	77,095.35 <input type="checkbox"/> ⊕	61,712.57	15,382.78	77,095.35
23-10001 C	78,316.69 <input type="checkbox"/> ⊕	34,904.99	43,411.70	78,316.69
24-10001 C	78,316.69 <input type="checkbox"/> ⊕	35,308.47	47,906.73	83,215.20
25-10001 C	83,215.20 <input type="checkbox"/> ⊕	33,532.77 (2,758.28)	30,774.49
26-10001 C	30,774.49 <input type="checkbox"/> ⊕	(17,428.57) (7,106.64) (24,535.21)
27-10001 C	24,535.21 <input type="checkbox"/> ⊖	(261,465.48)	123,828.20 (137,637.28)
44-10001 C	137,637.28 <input type="checkbox"/> ⊖	(3,776.25) (176,772.64) (180,548.89)
45-10001 C	180,548.89 <input type="checkbox"/> ⊖	0.00	0.00	0.00
61-10001 C	13,165.62 <input type="checkbox"/> ⊖	13,165.62	0.00	13,165.62
68-10001 C	13,165.62 <input type="checkbox"/> ⊕	139,090.32	1,098.03	140,188.35
70-10001 C	140,188.35 <input type="checkbox"/> ⊕	(9,375.00)	12,475.00	3,100.00
71-10001 C	3,100.00 <input type="checkbox"/> ⊕	9,447.46	1,535.13	10,982.59
74-10001 C	10,982.59 <input type="checkbox"/> ⊕	75,716.58	1,877.10	77,593.68
75-10001 C	77,593.68 <input type="checkbox"/> ⊕	14,261.96	114.60	14,376.56
81-10001 C	77,593.68 <input type="checkbox"/> ⊕	537,456.14	9,571.90	547,028.04
82-10001 C	14,376.56 <input type="checkbox"/> ⊕	42,623.73	3,341.47	45,965.20
83-10001 C	547,028.04 <input type="checkbox"/> ⊕	65,403.93 (218.56)	65,185.37
84-10001 C	45,965.20 <input type="checkbox"/> ⊕	37,801.24	530.00	38,331.24
85-10001 C	65,185.37 <input type="checkbox"/> ⊕	3,972.39	292.60	4,264.99
86-10001 C	38,331.24 <input type="checkbox"/> ⊕	90,761.45	1,190.00	91,951.45
87-10001 C	4,264.99 <input type="checkbox"/> ⊕	56,774.51	554.24	57,328.75
88-10001 C	91,951.45 <input type="checkbox"/> ⊕	557,475.72	15,270.00	572,745.72
89-10001 C	57,328.75 <input type="checkbox"/> ⊕	25,535.27	2,233.86	27,769.13
91-10001 C	572,745.72 <input type="checkbox"/> ⊕	48,234.48 (1,593.14)	46,641.34
95-10001 C	27,769.13 <input type="checkbox"/> ⊕	597,224.45 (34,185.15)	563,039.30
96-10001 C	46,641.34 <input type="checkbox"/> ⊕	20,643.95	7,942.95	28,586.90
97-10001 C	28,586.90 <input type="checkbox"/> ⊕	0.00	0.00	0.00
TOTAL CLAIM	48,313.62 <input type="checkbox"/> ⊕	9,227,478.50 (880,666.73)	8,346,811.77 ✓
	563,039.30 <input type="checkbox"/> ⊕			
<u>CASH IN BAN</u>	28,586.90 <input type="checkbox"/> ⊕			
	8,348,484.05 <input type="checkbox"/> ⊕	9,097.31	0.00	9,097.31
99-10000		9,218,381.19 (880,666.73)	8,337,714.46
99-10001	8,348,484.05 <input type="checkbox"/> ⊕	9,227,478.50 (880,666.73)	8,346,811.77
SUBTOTAL	* 48,313.62 <input type="checkbox"/> ⊖			
<u>WAGES PA</u>	46,641.34 <input type="checkbox"/> ⊕ ✓			
	8,346,811.77 <input type="checkbox"/> ⊕	0.00	0.00	0.00
99-21000		0.00	0.00	0.00
SUBTOTAL	8,346,811.77 <input type="checkbox"/> ⊕	0.00	0.00	0.00
TOTAL CASH	8,346,811.77 <input type="checkbox"/> ⊖	9,227,478.50 (880,666.73)	8,346,811.77
	0.00 <input type="checkbox"/> ⊖			

BALANCE SHEET

AS OF: SEPTEMBER 30TH, 2017

40 -LONG TERM DEBT ACCT GROUP

ACCOUNT# TITLE

ASSETS

=====

19110	PRINC. STATE COMPTROLLER	0.00	
19603	2015 TAX NOTES	0.00	
19604	SERIES 2015 REFUND. BONDS	0.00	
19605	2005 REFUNDING BOND	0.00	
19716	PRIN. COMPTR. UPGRADE 08	0.00	
19720	AMT. TO BE PROVIDED FOR COMPEN	0.00	
19722	PHASE II - JOHNSON CONTROLS	0.00	
19723	PCT 2 RECLAIMER	0.00	
19810	DEF.RESOURCE OUTFLOW PENSION	<u>5,925,567.00</u>	
			<u>5,925,567.00</u>

TOTAL ASSETS 5,925,567.00

=====

LIABILITIES

=====

27110	RESERVE STATE COMPTROLLER	827,124.35	✓
27111	RESERVE STATE COMPTROLLER II	177,590.82	✓
27603	2015 TAX NOTES	1,955,000.00	
27604	SERIES 2015 REFUND. BONDS	2,005,000.00	
27605	2005 G.O. REFUNDING BOND	0.00	
27608	2017 ROAD BONDS PAYABLE	5,795,000.00	
27695	BOND PREMIUM PAYABLE	0.00	
27696	2017 ROAD BONDS PREMIUM	289,750.00	
27716	RESERV. COMPTR. UPGRADE 08	0.00	
27720	LIABILITY FOR COMPENSATED ABSE	349,029.00	
27722	PHASE II - JOHNSON CONTROLS	0.00	
27723	PCT 2 EQUIPMENT BB&T	187,535.24	✓
27724	PCT 2 EQUIPMENT SPFC	133,797.05	✓
27725	PCT 3 EQUIPMENT SPFC	287,793.27	✓
27805	OPEB PENSION LIABILITY	5,869,339.00	
27806	GASB 68 PENSION LIABILITY	5,887,608.00	
27810	DEF. RESOURCE INFLOW PENSION	<u>631,495.00</u>	
	TOTAL LIABILITIES		<u>24,396,061.73</u> ✓

EQUITY

=====

33000	Unreserved Fund Balance	(18,470,494.73)	
	TOTAL BEGINNING EQUITY	(18,470,494.73)	
	TOTAL EQUITY & REV. OVER/(UNDER) EXP.	(18,470,494.73)	

TOTAL LIABILITIES, EQUITY & REV.OVER/(UNDER) EXP. 5,925,567.00

=====



HUNT COUNTY
ATTN DELORES SHELTON
PO BOX 1097
GREENVILLE TX 75403-1097

MONTHLY STATEMENT OF ACCOUNT

ACCOUNT: 6001017001

ACCOUNT NAME: GO FUND

STATEMENT PERIOD: 09/01/2017 - 09/30/2017

LOGIC MONTHLY SUMMARY: THE AVERAGE MONTHLY RATE WAS 1.2827%. THE AVERAGE WEIGHTED AVERAGE MATURITY WAS 40 DAYS AND THE NET ASSET VALUE FOR 9/30/17 WAS 1.000070.

MONTHLY ACTIVITY DETAIL

TRANSACTION DATE	DESCRIPTION	CONFIRMATION NUMBER	TRANSACTION AMOUNT	BALANCE
	BEGINNING BALANCE			2,407,496.48
09/29/2017	MONTHLY POSTING	9999888	2,538.12	2,410,034.60
	ENDING BALANCE			2,410,034.60

MONTHLY ACCOUNT SUMMARY

BEGINNING BALANCE	2,407,496.48
TOTAL DEPOSITS	0.00
TOTAL WITHDRAWALS	0.00
TOTAL INTEREST	2,538.12
ENDING BALANCE	2,410,034.60
AVERAGE BALANCE	2,407,496.48

ACTIVITY SUMMARY (YEAR-TO-DATE)

ACCOUNT NAME	DEPOSITS	WITHDRAWALS	INTEREST
GO FUND	2,401,000.00	0.00	9,034.60





HUNT COUNTY
 ATTN DELORES SHELTON
 PO BOX 1097
 GREENVILLE TX 75403-1097

MONTHLY STATEMENT OF ACCOUNT

ACCOUNT: 6001017002

ACCOUNT NAME: R&B #1

STATEMENT PERIOD: 09/01/2017 - 09/30/2017

LOGIC MONTHLY SUMMARY: THE AVERAGE MONTHLY RATE WAS 1.2827%. THE AVERAGE WEIGHTED AVERAGE MATURITY WAS 40 DAYS AND THE NET ASSET VALUE FOR 9/30/17 WAS 1.000070.

MONTHLY ACTIVITY DETAIL

TRANSACTION DATE	DESCRIPTION	CONFIRMATION NUMBER	TRANSACTION AMOUNT	BALANCE
	BEGINNING BALANCE			451,217.53
09/29/2017	MONTHLY POSTING	9999888	475.71	451,693.24
	ENDING BALANCE			451,693.24

MONTHLY ACCOUNT SUMMARY

BEGINNING BALANCE	451,217.53
TOTAL DEPOSITS	0.00
TOTAL WITHDRAWALS	0.00
TOTAL INTEREST	475.71
ENDING BALANCE	451,693.24
AVERAGE BALANCE	451,217.53

ACTIVITY SUMMARY (YEAR-TO-DATE)

ACCOUNT NAME	DEPOSITS	WITHDRAWALS	INTEREST
R&B #1	450,000.00	0.00	1,693.24

IF YOU HAVE ANY QUESTIONS, PLEASE CONTACT LOGIC PARTICIPANT SERVICES AT 1-800-895-6442





HUNT COUNTY
 ATTN DELORES SHELTON
 PO BOX 1097
 GREENVILLE TX 75403-1097

MONTHLY STATEMENT OF ACCOUNT

ACCOUNT: 6001017003

ACCOUNT NAME: R&B #2

STATEMENT PERIOD: 09/01/2017 - 09/30/2017

LOGIC MONTHLY SUMMARY: THE AVERAGE MONTHLY RATE WAS 1.2827%. THE AVERAGE WEIGHTED AVERAGE MATURITY WAS 40 DAYS AND THE NET ASSET VALUE FOR 9/30/17 WAS 1.000070.

MONTHLY ACTIVITY DETAIL

TRANSACTION DATE	DESCRIPTION	CONFIRMATION NUMBER	TRANSACTION AMOUNT	BALANCE
	BEGINNING BALANCE			401,082.22
09/11/2017	WIRE WITHDRAWAL	6085514	60,000.00 -	341,082.22
09/25/2017	WIRE WITHDRAWAL	6085937	70,000.00 -	271,082.22
09/29/2017	MONTHLY POSTING	9999888	366.00	271,448.22
	ENDING BALANCE			271,448.22

MONTHLY ACCOUNT SUMMARY

BEGINNING BALANCE	401,082.22
TOTAL DEPOSITS	0.00
TOTAL WITHDRAWALS	130,000.00
TOTAL INTEREST	366.00
ENDING BALANCE	271,448.22
AVERAGE BALANCE	347,082.22

ACTIVITY SUMMARY (YEAR-TO-DATE)

ACCOUNT NAME	DEPOSITS	WITHDRAWALS	INTEREST
R&B #2	400,000.00	130,000.00	1,448.22

IF YOU HAVE ANY QUESTIONS, PLEASE CONTACT LOGIC PARTICIPANT SERVICES AT 1-800-895-6442





HUNT COUNTY
 ATTN DELORES SHELTON
 PO BOX 1097
 GREENVILLE TX 75403-1097

MONTHLY STATEMENT OF ACCOUNT

ACCOUNT: 6001017004

ACCOUNT NAME: R&B #3

STATEMENT PERIOD: 09/01/2017 - 09/30/2017

LOGIC MONTHLY SUMMARY: THE AVERAGE MONTHLY RATE WAS 1.2827%. THE AVERAGE WEIGHTED AVERAGE MATURITY WAS 40 DAYS AND THE NET ASSET VALUE FOR 9/30/17 WAS 1.000070.

MONTHLY ACTIVITY DETAIL

TRANSACTION DATE	DESCRIPTION	CONFIRMATION NUMBER	TRANSACTION AMOUNT	BALANCE
	BEGINNING BALANCE			401,082.22
09/11/2017	WIRE WITHDRAWAL	6085515	100,000.00 -	301,082.22
09/25/2017	WIRE WITHDRAWAL	6085938	90,000.00 -	211,082.22
09/29/2017	MONTHLY POSTING	9999888	333.72	211,415.94
	ENDING BALANCE			211,415.94

MONTHLY ACCOUNT SUMMARY

BEGINNING BALANCE	401,082.22
TOTAL DEPOSITS	0.00
TOTAL WITHDRAWALS	190,000.00
TOTAL INTEREST	333.72
ENDING BALANCE	211,415.94
AVERAGE BALANCE	316,415.55

ACTIVITY SUMMARY (YEAR-TO-DATE)

ACCOUNT NAME	DEPOSITS	WITHDRAWALS	INTEREST
R&B #3	400,000.00	190,000.00	1,415.94

IF YOU HAVE ANY QUESTIONS, PLEASE CONTACT LOGIC PARTICIPANT SERVICES AT 1-800-895-6442





HUNT COUNTY
 ATTN DELORES SHELTON
 PO BOX 1097
 GREENVILLE TX 75403-1097

MONTHLY STATEMENT OF ACCOUNT

ACCOUNT: 6001017005

ACCOUNT NAME: R&B #4

STATEMENT PERIOD: 09/01/2017 - 09/30/2017

LOGIC MONTHLY SUMMARY: THE AVERAGE MONTHLY RATE WAS 1.2827%. THE AVERAGE WEIGHTED AVERAGE MATURITY WAS 40 DAYS AND THE NET ASSET VALUE FOR 9/30/17 WAS 1.000070.

MONTHLY ACTIVITY DETAIL

TRANSACTION DATE	DESCRIPTION	CONFIRMATION NUMBER	TRANSACTION AMOUNT	BALANCE
	BEGINNING BALANCE			551,488.09
09/25/2017	WIRE WITHDRAWAL	6085939	180,000.00 -	371,488.09
09/29/2017	MONTHLY POSTING	9999888	543.55	372,031.64
	ENDING BALANCE			372,031.64

MONTHLY ACCOUNT SUMMARY

BEGINNING BALANCE	551,488.09
TOTAL DEPOSITS	0.00
TOTAL WITHDRAWALS	180,000.00
TOTAL INTEREST	543.55
ENDING BALANCE	372,031.64
AVERAGE BALANCE	515,488.09

ACTIVITY SUMMARY (YEAR-TO-DATE)

ACCOUNT NAME	DEPOSITS	WITHDRAWALS	INTEREST
R&B #4	550,000.00	180,000.00	2,031.64





HUNT COUNTY
 ATTN DELORES SHELTON
 PO BOX 1097
 GREENVILLE TX 75403-1097

MONTHLY STATEMENT OF ACCOUNT

ACCOUNT: 6001017006

ACCOUNT NAME: ROAD BONDS

STATEMENT PERIOD: 09/01/2017 - 09/30/2017

LOGIC MONTHLY SUMMARY: THE AVERAGE MONTHLY RATE WAS 1.2827%. THE AVERAGE WEIGHTED AVERAGE MATURITY WAS 40 DAYS AND THE NET ASSET VALUE FOR 9/30/17 WAS 1.000070.

MONTHLY ACTIVITY DETAIL

TRANSACTION DATE	DESCRIPTION	CONFIRMATION NUMBER	TRANSACTION AMOUNT	BALANCE
	BEGINNING BALANCE			6,010,761.30
09/29/2017	MONTHLY POSTING	9999888	6,336.93	6,017,098.23
	ENDING BALANCE			6,017,098.23

MONTHLY ACCOUNT SUMMARY

BEGINNING BALANCE	6,010,761.30
TOTAL DEPOSITS	0.00
TOTAL WITHDRAWALS	0.00
TOTAL INTEREST	6,336.93
ENDING BALANCE	6,017,098.23
AVERAGE BALANCE	6,010,761.30

ACTIVITY SUMMARY (YEAR-TO-DATE)

ACCOUNT NAME	DEPOSITS	WITHDRAWALS	INTEREST
ROAD BONDS	6,000,000.00	0.00	17,098.23



TexPool Participant Services
 C/O Federated Investors Inc.
 1001 Texas Avenue, Suite 1400
 Houston, TX 77002



Participant Statement

HUNT COUNTY
 GENERAL FUND
 ATTN: DELORES SHELTON
 PO BOX 1097
 GREENVILLE TX 75403-1097

Statement Period **09/01/2017 - 09/30/2017**

Page 1 of 2

Customer Service **1-866-TEX-POOL**
 Location ID **000077789**
 Investor ID **000007125**

TexPool Update

Did you know you can customize your Summary Statement on TexConnect Online? Click on the Statements tab and Custom Summary Statement to get started. Select a statement time frame of up to two years and receive summaries of your accounts for the time specified and totals.

TexPool Summary

Pool Name	Beginning Balance	Total Deposits	Total Withdrawals	Total Interest	Current Balance	Average Balance
Texas Local Government Investment Pool	\$1,039,055.86	\$0.00	\$0.00	\$866.98	\$1,039,922.84	\$1,039,113.66
Total Dollar Value	\$1,039,055.86	\$0.00	\$0.00	\$866.98	\$1,039,922.84	

Portfolio Value

Pool Name	Pool/Account	Market Value (09/01/2017)	Share Price (09/30/2017)	Shares Owned (09/30/2017)	Market Value (09/30/2017)
Texas Local Government Investment Pool	449/1160200004	\$1,039,055.86	\$1.00	1,039,922.84	\$1,039,922.84
Total Dollar Value		\$1,039,055.86			\$1,039,922.84

Interest Summary

Pool Name	Pool/Account	Month-to-Date Interest	Year-to-Date Interest
Texas Local Government Investment Pool	449/1160200004	\$866.98	\$24,617.16
Total		\$866.98	\$24,617.16



Statement Period

09/01/2017 - 09/30/2017

Page 2 of 2

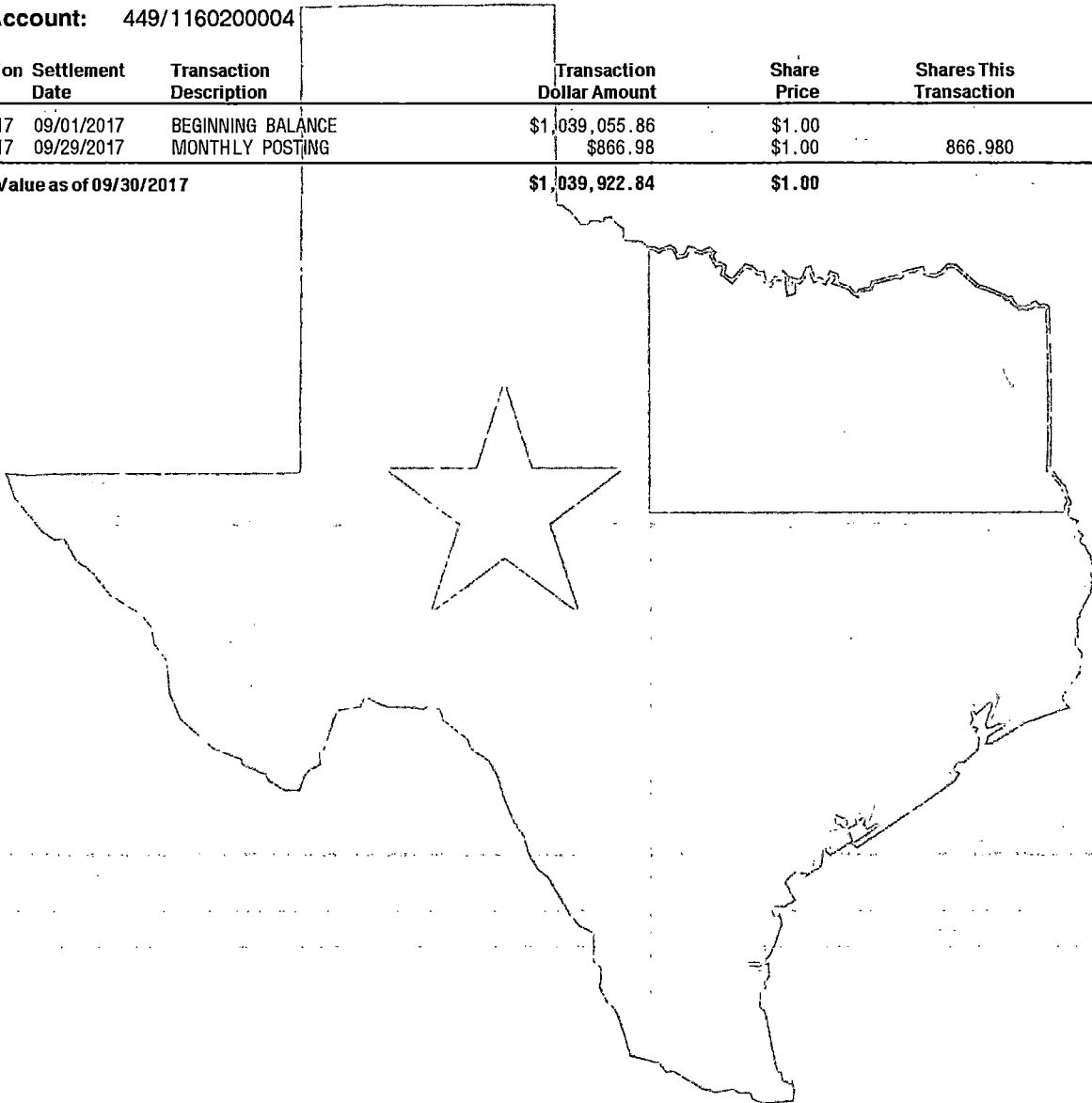
Transaction Detail

Texas Local Government Investment Pool

Participant: HUNT COUNTY

Pool/Account: 449/1160200004

Transaction Date	Settlement Date	Transaction Description	Transaction Dollar Amount	Share Price	Shares This Transaction	Shares Owned
09/01/2017	09/01/2017	BEGINNING BALANCE	\$1,039,055.86	\$1.00		1,039,055.860
09/29/2017	09/29/2017	MONTHLY POSTING	\$866.98	\$1.00	866.980	1,039,922.840
Account Value as of 09/30/2017			\$1,039,922.84	\$1.00		1,039,922.840



TexPool Participant Services
 C/O Federated Investors Inc.
 1001 Texas Avenue, Suite 1400
 Houston, TX 77002



Participant Statement

HUNT COUNTY
 ROAD & BRIDGE #1
 ATTN DELORES SHELTON
 PO BOX 1097
 GREENVILLE TX 75403-1097

Statement Period **09/01/2017 - 09/30/2017**

Page 1 of 2

Customer Service **1-866-TEX-POOL**
 Location ID **000077789**
 Investor ID **000011918**

TexPool Update

Did you know you can customize your Summary Statement on TexConnect Online? Click on the Statements tab and Custom Summary Statement to get started. Select a statement time-frame of up to two years and receive summaries of your accounts for the time specified and totals.

TexPool Summary

Pool Name	Beginning Balance	Total Deposits	Total Withdrawals	Total Interest	Current Balance	Average Balance
Texas Local Government Investment Pool	\$334,948.80	\$0.00	\$0.00	\$279.46	\$335,228.26	\$334,967.43
Total Dollar Value	\$334,948.80	\$0.00	\$0.00	\$279.46	\$335,228.26	

Portfolio Value

Pool Name	Pool/Account	Market Value (09/01/2017)	Share Price (09/30/2017)	Shares Owned (09/30/2017)	Market Value (09/30/2017)
Texas Local Government Investment Pool	449/1160200007	\$334,948.80	\$1.00	335,228.260	\$335,228.26
Total Dollar Value		\$334,948.80			\$335,228.26

Interest Summary

Pool Name	Pool/Account	Month-to-Date Interest	Year-to-Date Interest
Texas Local Government Investment Pool	449/1160200007	\$279.46	\$4,081.52
Total		\$279.46	\$4,081.52



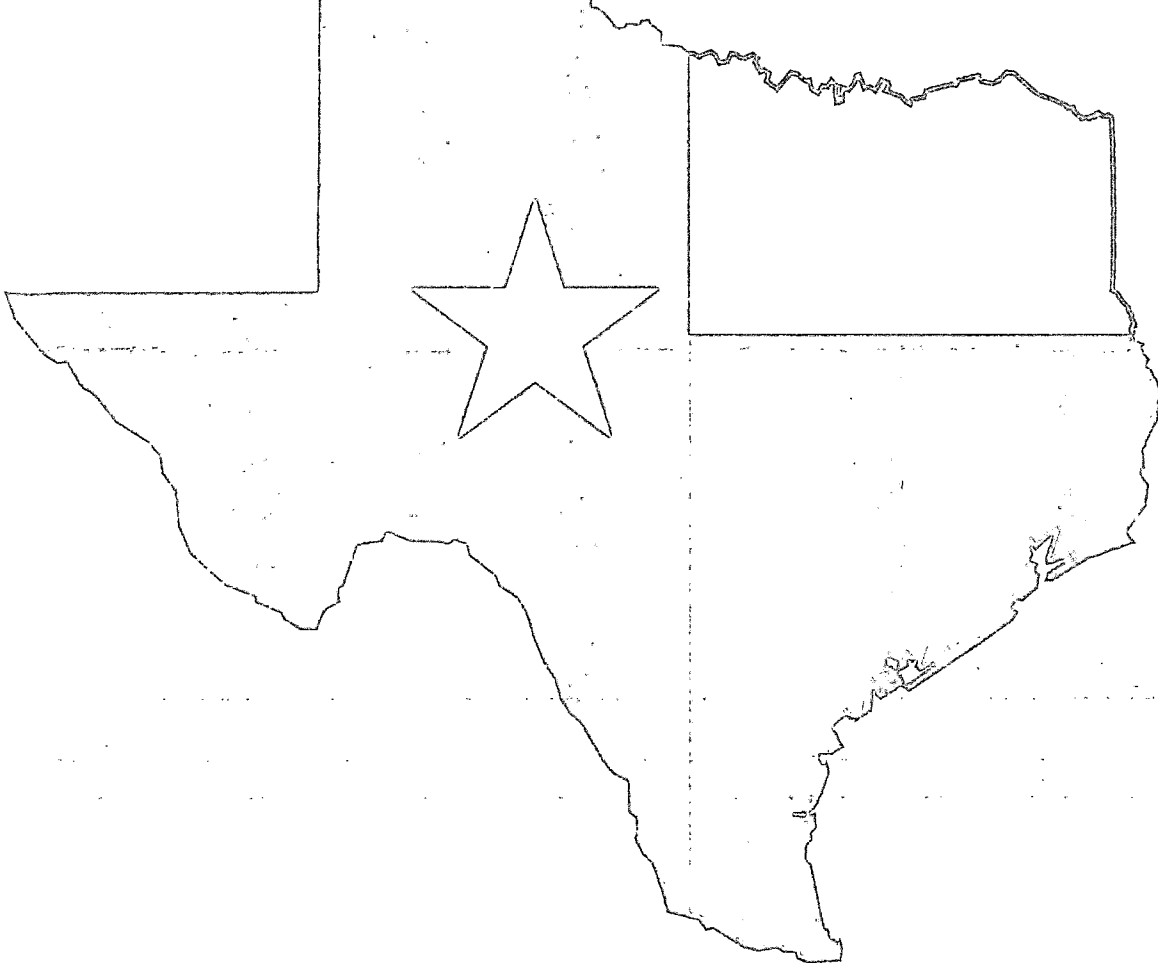
Transaction Detail

Texas Local Government Investment Pool

Participant: HUNT COUNTY

Pool/Account: 449/1160200007

Transaction Date	Settlement Date	Transaction Description	Transaction Dollar Amount	Share Price	Shares This Transaction	Shares Owned
09/01/2017	09/01/2017	BEGINNING BALANCE	\$334,948.80	\$1.00		334,948.800
09/29/2017	09/29/2017	MONTHLY POSTING	\$279.46	\$1.00	279.460	335,228.260
Account Value as of 09/30/2017			\$335,228.26	\$1.00		335,228.260



TexPool Participant Services
 C/O Federated Investors Inc.
 1001 Texas Avenue, Suite 1400
 Houston, TX 77002



Participant Statement

HUNT COUNTY
 ROAD & BRIDGE #2
 ATTN DELORES SHELTON
 PO BOX 1097
 GREENVILLE TX 75403-1097

Statement Period **09/01/2017 - 09/30/2017**

Page 1 of 2

Customer Service **1-866-TEX-POOL**
 Location ID 000077789
 Investor ID 000011919

TexPool Update

Did you know you can customize your Summary Statement on TexConnect Online? Click on the Statements tab and Custom Summary Statement to get started. Select a statement time frame of up to two years and receive summaries of your accounts for the time specified and totals.

TexPool Summary

Pool Name	Beginning Balance	Total Deposits	Total Withdrawals	Total Interest	Current Balance	Average Balance
Texas Local Government Investment Pool	\$103,880.54	\$0.00	\$0.00	\$86.71	\$103,967.25	\$103,886.32
Total Dollar Value	\$103,880.54	\$0.00	\$0.00	\$86.71	\$103,967.25	

Portfolio Value

Pool Name	Pool/Account	Market Value (09/01/2017)	Share Price (09/30/2017)	Shares Owned (09/30/2017)	Market Value (09/30/2017)
Texas Local Government Investment Pool	449/1160200008	\$103,880.54	\$1.00	103,967.250	\$103,967.25
Total Dollar Value		\$103,880.54			\$103,967.25

Interest Summary

Pool Name	Pool/Account	Month-to-Date Interest	Year-to-Date Interest
Texas Local Government Investment Pool	449/1160200008	\$86.71	\$3,404.25
Total		\$86.71	\$3,404.25



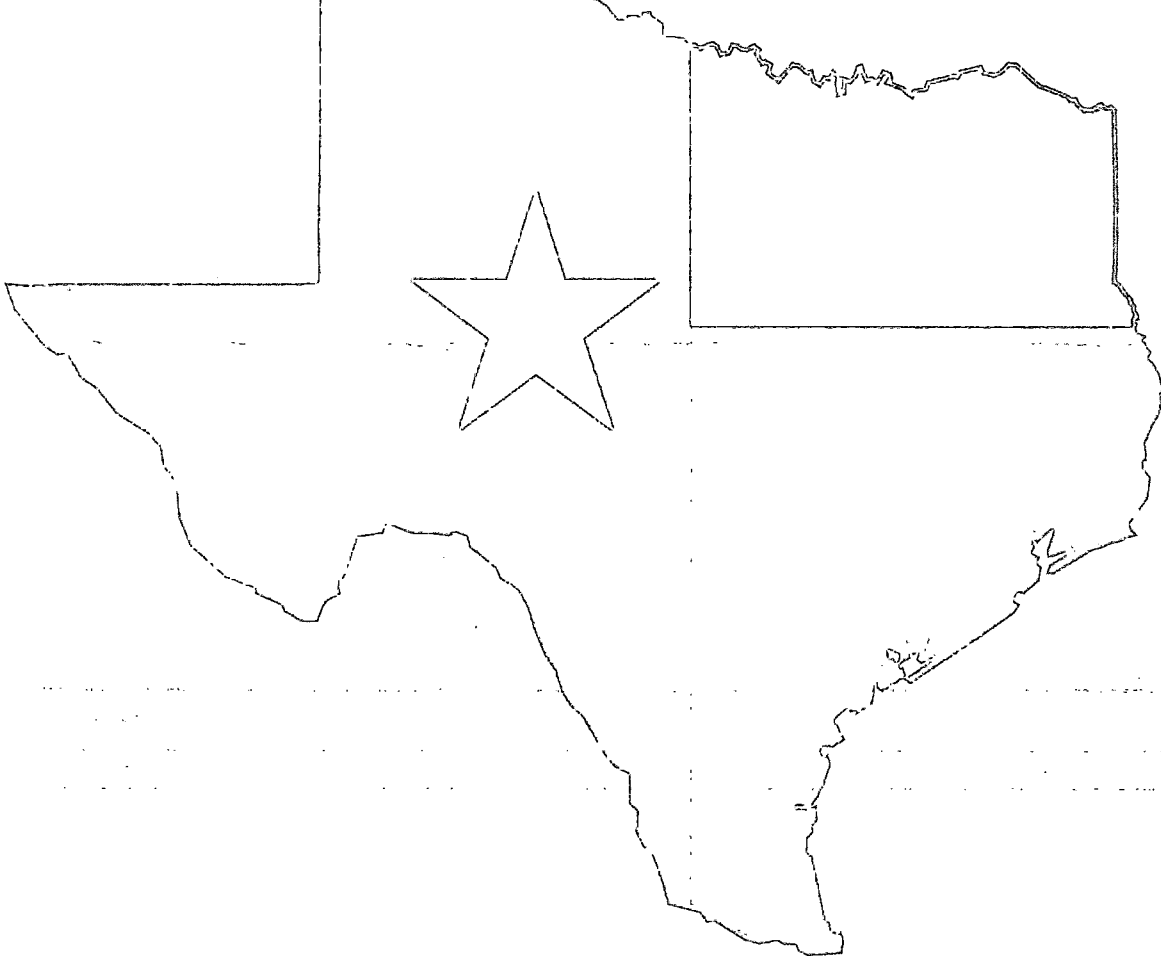
Transaction Detail

Texas Local Government Investment Pool

Participant: HUNT COUNTY

Pool/Account: 449/1160200008

Transaction Date	Settlement Date	Transaction Description	Transaction Dollar Amount	Share Price	Shares This Transaction	Shares Owned
09/01/2017	09/01/2017	BEGINNING BALANCE	\$103,880.54	\$1.00		103,880.540
09/29/2017	09/29/2017	MONTHLY POSTING	\$86.71	\$1.00	86.710	103,967.250
Account Value as of 09/30/2017			\$103,967.25	\$1.00		103,967.250



TexPool Participant Services
 C/O Federated Investors Inc.
 1001 Texas Avenue, Suite 1400
 Houston, TX 77002



Participant Statement

HUNT COUNTY
 ROAD & BRIDGE #3
 ATTN DELORES SHELTON
 PO BOX 1097
 GREENVILLE TX 75403-1097

Statement Period **09/01/2017 - 09/30/2017**

Page 1 of 2

Customer Service **1-866-TEX-POOL**
 Location ID **000077789**
 Investor ID **000011920**

TexPool Update

Did you know you can customize your Summary Statement on TexConnect Online? Click on the Statements tab and Custom Summary Statement to get started. Select a statement time frame of up to two years and receive summaries of your accounts for the time specified and totals.

TexPool Summary

Pool Name	Beginning Balance	Total Deposits	Total Withdrawals	Total Interest	Current Balance	Average Balance
Texas Local Government Investment Pool	\$152,613.27	\$0.00	\$0.00	\$127.34	\$152,740.61	\$152,621.76
Total Dollar Value	\$152,613.27	\$0.00	\$0.00	\$127.34	\$152,740.61	

Portfolio Value

Pool Name	Pool/Account	Market Value (09/01/2017)	Share Price (09/30/2017)	Shares Owned (09/30/2017)	Market Value (09/30/2017)
Texas Local Government Investment Pool	449/1160200009	\$152,613.27	\$1.00	152,740.610	\$152,740.61
Total Dollar Value		\$152,613.27			\$152,740.61

Interest Summary

Pool Name	Pool/Account	Month-to-Date Interest	Year-to-Date Interest
Texas Local Government Investment Pool	449/1160200009	\$127.34	\$3,000.17
Total		\$127.34	\$3,000.17



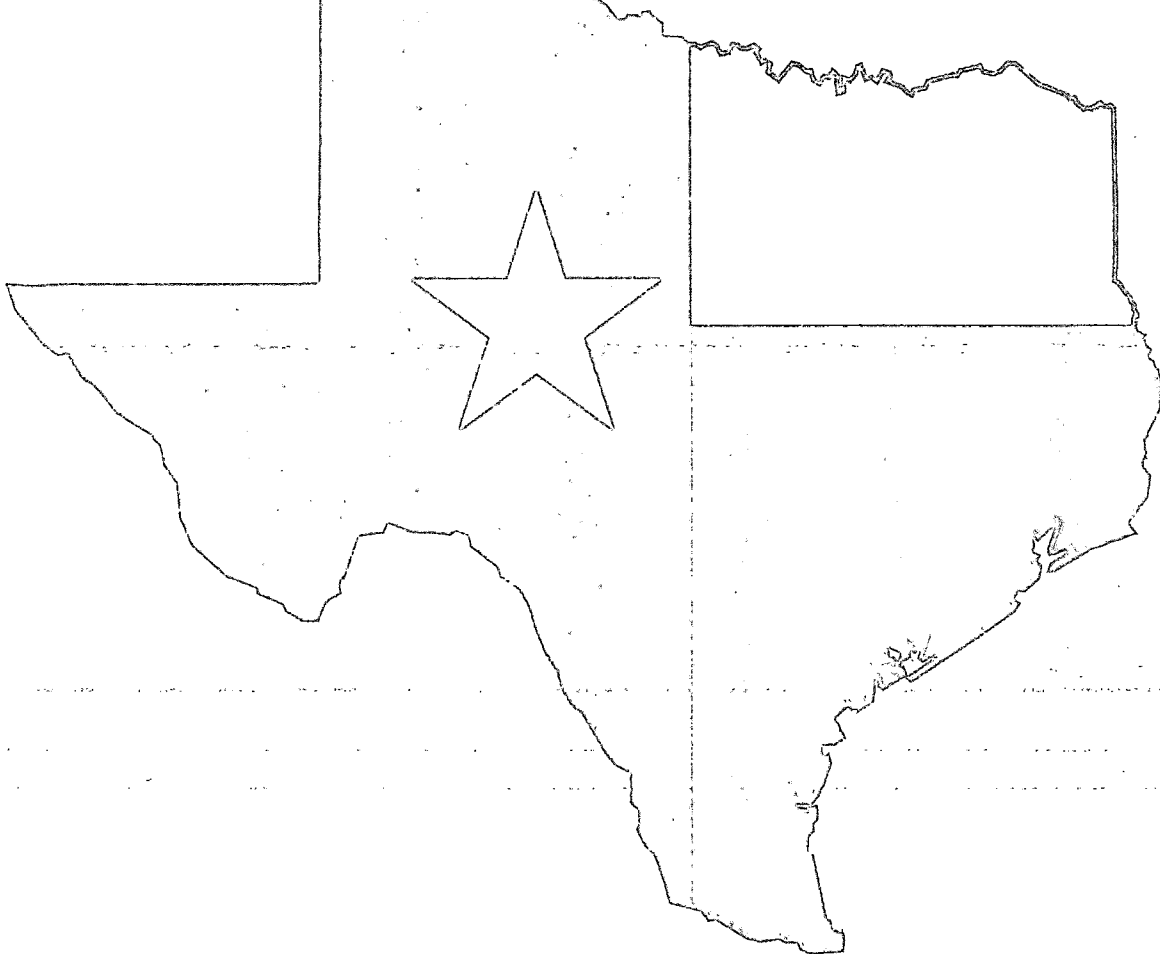
Transaction Detail

Texas Local Government Investment Pool

Participant: HUNT COUNTY

Pool/Account: 449/1160200009

Transaction Date	Settlement Date	Transaction Description	Transaction Dollar Amount	Share Price	Shares This Transaction	Shares Owned
09/01/2017	09/01/2017	BEGINNING BALANCE	\$152,613.27	\$1.00		152,613.270
09/29/2017	09/29/2017	MONTHLY POSTING	\$127.34	\$1.00	127.340	152,740.610
Account Value as of 09/30/2017			\$152,740.61	\$1.00		152,740.610



TexPool Participant Services
 C/O Federated Investors Inc.
 1001 Texas Avenue, Suite 1400
 Houston, TX 77002



Participant Statement

HUNT COUNTY
 ROAD & BRIDGE #4
 ATTN DELORES SHELTON
 PO BOX 1097
 GREENVILLE TX 75403-1097

Statement Period **09/01/2017 - 09/30/2017**

Page 1 of 2

Customer Service **1-866-TEX-POOL**
 Location ID 000077789
 Investor ID 000011921

TexPool Update

Did you know you can customize your Summary Statement on TexConnect Online? Click on the Statements tab and Custom Summary Statement to get started. Select a statement time frame of up to two years and receive summaries of your accounts for the time specified and totals.

TexPool Summary

Pool Name	Beginning Balance	Total Deposits	Total Withdrawals	Total Interest	Current Balance	Average Balance
Texas Local Government Investment Pool	\$395,456.39	\$0.00	\$80,000.00	\$285.26	\$315,741.65	\$342,142.07
Total Dollar Value	\$395,456.39	\$0.00	\$80,000.00	\$285.26	\$315,741.65	

Portfolio Value

Pool Name	Pool/Account	Market Value (09/01/2017)	Share Price (09/30/2017)	Shares Owned (09/30/2017)	Market Value (09/30/2017)
Texas Local Government Investment Pool	449/1160200010	\$395,456.39	\$1.00	315,741.650	\$315,741.65
Total Dollar Value		\$395,456.39			\$315,741.65

Interest Summary

Pool Name	Pool/Account	Month-to-Date Interest	Year-to-Date Interest
Texas Local Government Investment Pool	449/1160200010	\$285.26	\$4,858.93
Total		\$285.26	\$4,858.93



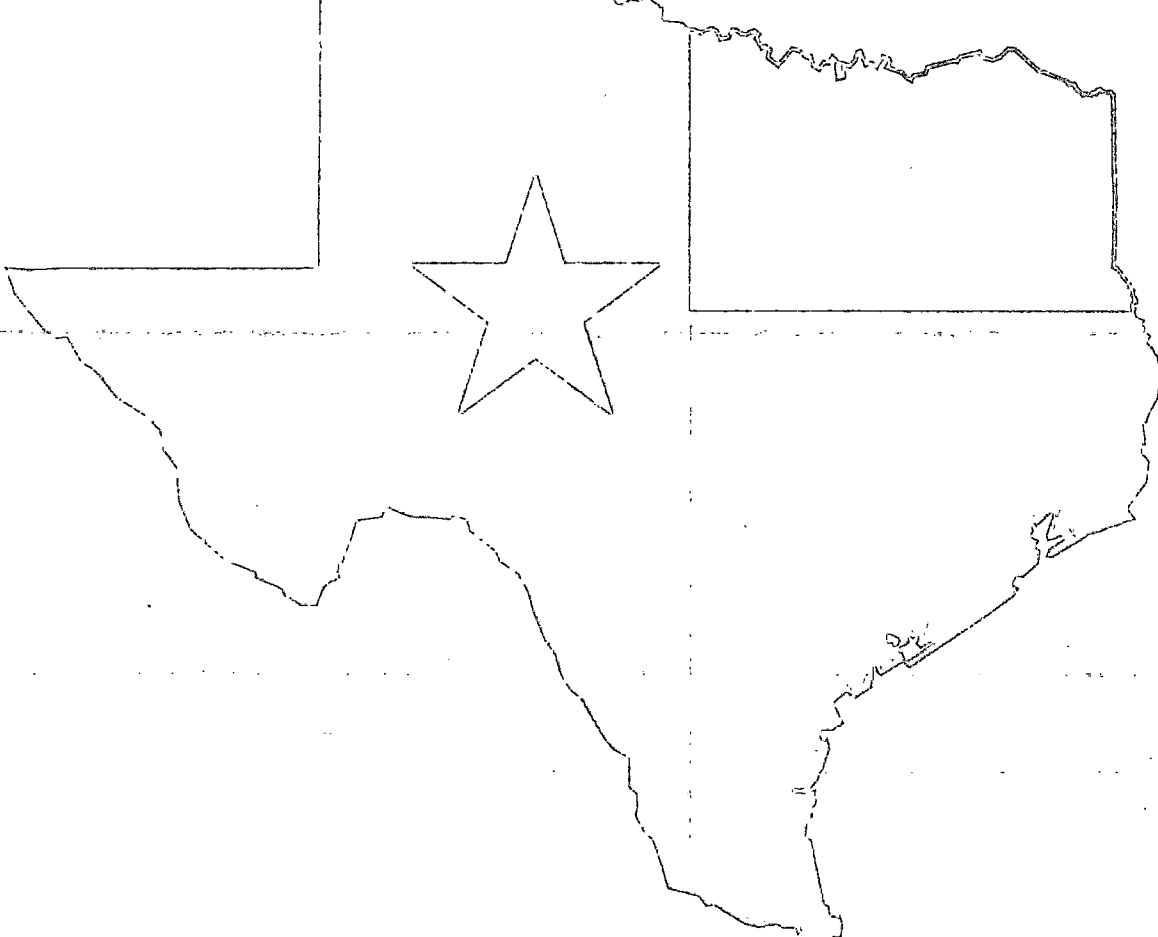
Transaction Detail

Texas Local Government Investment Pool

Participant: HUNT COUNTY

Pool/Account: 449/1160200010

Transaction Date	Settlement Date	Transaction Description	Transaction Dollar Amount	Share Price	Shares This Transaction	Shares Owned
09/01/2017	09/01/2017	BEGINNING BALANCE	\$395,456.39	\$1.00		395,456.390
09/11/2017	09/11/2017	WITHDRAWAL	\$80,000.00-	\$1.00	80,000.000-	315,456.390
09/29/2017	09/29/2017	MONTHLY POSTING	\$285.26	\$1.00	285.260	315,741.650
Account Value as of 09/30/2017			\$315,741.65	\$1.00		315,741.650



TexPool Participant Services
 C/O Federated Investors Inc.
 1001 Texas Avenue, Suite 1400
 Houston, TX 77002



Participant Statement

HUNT COUNTY
 DEBT SERVICE FUND
 ATTN: DELORES SHELTON
 PO BOX 1097
 GREENVILLE TX 75403-1097

Statement Period **09/01/2017 - 09/30/2017**

Page 1 of 2

Customer Service **1-866-TEX-POOL**
 Location ID **000077789**
 Investor ID **000007124**

TexPool Update

Did you know you can customize your Summary Statement on TexConnect Online? Click on the Statements tab and Custom Summary Statement to get started. Select a statement time-frame of up to two years and receive summaries of your accounts for the time specified and totals.

TexPool Summary

Pool Name	Beginning Balance	Total Deposits	Total Withdrawals	Total Interest	Current Balance	Average Balance
Texas Local Government Investment Pool	\$144,395.71	\$0.00	\$0.00	\$120.47	\$144,516.18	\$144,403.74
Total Dollar Value	\$144,395.71	\$0.00	\$0.00	\$120.47	\$144,516.18	

Portfolio Value

Pool Name	Pool/Account	Market Value (09/01/2017)	Share Price (09/30/2017)	Shares Owned (09/30/2017)	Market Value (09/30/2017)
Texas Local Government Investment Pool	449/1160200003	\$144,395.71	\$1.00	144,516.180	\$144,516.18
Total Dollar Value		\$144,395.71			\$144,516.18

Interest Summary

Pool Name	Pool/Account	Month-to-Date Interest	Year-to-Date Interest
Texas Local Government Investment Pool	449/1160200003	\$120.47	\$1,029.13
Total		\$120.47	\$1,029.13



TexPool Participant Services
 C/O Federated Investors Inc.
 1001 Texas Avenue, Suite 1400
 Houston, TX 77002



Participant Statement

HUNT COUNTY
 RIGHT OF WAY FUND
 ATTN: DELORES SHELTON
 PO BOX 1097
 GREENVILLE TX 75403-1097

Statement Period **09/01/2017 - 09/30/2017**

Page 1 of 2

Customer Service **1-866-TEX-POOL**
 Location ID **000077789**
 Investor ID **000007123**

TexPool Update

Did you know you can customize your Summary Statement on TexConnect Online? Click on the Statements tab and Custom Summary Statement to get started. Select a statement time frame of up to two years and receive summaries of your accounts for the time specified and totals.

TexPool Summary

Pool Name	Beginning Balance	Total Deposits	Total Withdrawals	Total Interest	Current Balance	Average Balance
Texas Local Government Investment Pool	\$9,112.60	\$0.00	\$0.00	\$7.60	\$9,120.20	\$9,113.11
Total Dollar Value	\$9,112.60	\$0.00	\$0.00	\$7.60	\$9,120.20	

Portfolio Value

Pool Name	Pool/Account	Market Value (09/01/2017)	Share Price (09/30/2017)	Shares Owned (09/30/2017)	Market Value (09/30/2017)
Texas Local Government Investment Pool	449/1160200002	\$9,112.60	\$1.00	9,120.200	\$9,120.20
Total Dollar Value		\$9,112.60			\$9,120.20

Interest Summary

Pool Name	Pool/Account	Month-to-Date Interest	Year-to-Date Interest
Texas Local Government Investment Pool	449/1160200002	\$7.60	\$53.58
Total		\$7.60	\$53.58



Transaction Detail

Texas Local Government Investment Pool

Participant: HUNT COUNTY

Pool/Account: 449/1160200002

Transaction Date	Settlement Date	Transaction Description	Transaction Dollar Amount	Share Price	Shares This Transaction	Shares Owned
09/01/2017	09/01/2017	BEGINNING BALANCE	\$9,112.60	\$1.00		9,112.600
09/29/2017	09/29/2017	MONTHLY POSTING	\$7.60	\$1.00	7.600	9,120.200
Account Value as of 09/30/2017			\$9,120.20	\$1.00		9,120.200

