

#14,911

**Delores Shelton, CIO, CCT
Hunt County Treasurer**
FY 11: Monthly Report, October 2017

FILED FOR RECORD
at 11:30 o'clock 2 M

DEC 12 2017

JENNIFER LINDENZWEIG
County Clerk, Hunt County, TX
By *J. Lindenzweig*

The Treasurers' Monthly Report includes money received and disbursed as well as funds invested and debt due by Hunt County. The Treasurer's Books and the Auditor's General Ledger agree. The Bank Statements have been reconciled and approved by the County Auditor.

This affidavit must state the amount of cash and other assets that are in the custody of the county treasurer at the time of the examination. (LGC 114.026) **Month End Balance: \$25,514,928.63**

Therefore, Delores Shelton, County Treasurer of Hunt County, Texas, who being fully sworn, upon oath says that the within and foregoing report is true and correct to the best of her knowledge.

This report will be filed with accompanying reports this 12 day of December, 2017.

Delores Shelton
Delores Shelton, Hunt County Treasurer

Commissioners' Court having compared and examined the Treasurer's Report as presented and subject to independent auditor's review, certify the report to be correct and therefore request it be filed with the official minutes of this meeting. LGC 114.026(c)

John L. Horn
John L. Horn, Hunt County Judge

Eric Evans
Eric Evans, Comm., Pct #1

Tod McMahan
Tod McMahan, Comm., Pct #2

Phillip A. Martin
Phillip Martin, Comm., Pct #3

Jim Latham
Jim Latham, Comm., Pct #4

**Delores Shelton, CIO, CCT
Hunt County Treasurer**


FY 11: Monthly Report, October 2017

The Treasurers' Monthly Report includes money received and disbursed as well as funds invested and debt due by Hunt County. The Treasurer's Books and the Auditor's General Ledger agree. The Bank Statements have been reconciled and approved by the County Auditor.

This affidavit must state the amount of cash and other assets that are in the custody of the county treasurer at the time of the examination. (LGC 114.026) **Month End Balance: \$25,514,928.63**

Therefore, Delores Shelton, County Treasurer of Hunt County, Texas, who being fully sworn, upon oath says that the within and foregoing report is true and correct to the best of her knowledge.

This report will be filed with accompanying reports this 12 day of December, 2017.



Delores Shelton, Hunt County Treasurer

Commissioners' Court having compared and examined the Treasurer's Report as presented and subject to independent auditor's review, certify the report to be correct and therefore request it be filed with the official minutes of this meeting. LGC 114.026(c)

John L. Horn, Hunt County Judge

Eric Evans, Comm., Pct #1

Tod McMahan, Comm., Pct #2

Phillip Martin, Comm., Pct #3

Jim Latham, Comm., Pct #4

**Hunt County Treasurer
Monthly Report
October 2017**

Hunt County Funds	Beginning Balance	Money Received	Money Disbursed	Transfer In/Out Investment	Month End Balance
10-GENERAL	5,432,270.64	1,068,158.24	-2,955,648.80	1,500,000.00	5,044,780.08
10-TexPool Investment	1,039,922.84	911.25	0.00	0.00	1,040,834.09
10-TexStar Investment	3,244,039.59	2,743.53	0.00	-1,000,000.00	2,246,783.12
10-InWood Nat'l Bank CD	571,009.83	586.65	0.00	0.00	571,596.48
10-InWood Nat'l Bank CD-2	512,127.08	526.15	0.00	0.00	512,653.23
10-TexPool Invstmnt,Jail	3,177,801.25	2,784.69	0.00	0.00	3,180,585.94
10-Logic G.O.	2,410,034.60	2,171.55	0.00	-500,000.00	1,912,206.15
10-General Fund Totals:	16,387,205.83	1,077,882.06	-2,955,648.80	0.00	14,509,439.09
15-Exchange Bldg	545,450.72	49,278.65	-17,716.58		577,012.79
20-Law Library	17,342.77	2,555.00	-9,096.24		10,801.53
21-R&B #1	76,823.06	90,983.64	-67,609.78	0.00	100,196.92
21-R&B #1, TexPool Invest	335,228.26	293.77	0.00	0.00	335,522.03
21-R&B #1, Logic	451,693.24	474.43	0.00	0.00	452,167.67
21-R&B #1 Fund Totals:	863,744.56	91,751.84	-67,609.78	0.00	887,886.62
22-R&B #2	77,095.35	43,446.94	-269,633.37	210,000.00	-60,908.92
22-R&B #2, TexPool Invest	103,967.25	82.63	0.00	-60,000.00	44,049.88
22-R&B #2, Logic	271,448.22	158.85	0.00	-150,000.00	121,607.07
22-R&B #2 Fund Totals:	452,510.82	43,688.42	-269,633.37	0.00	226,565.87
23-R&B #3	78,316.69	43,593.21	-137,815.55	60,000.00	44,094.35
23-R&B #3, TexPool Invest	152,740.61	131.00	0.00	-20,000.00	132,871.61
23-R&B #3, Logic	211,415.94	194.01	0.00	-40,000.00	171,609.95
23-R&B #3 Fund Totals:	442,473.24	43,918.22	-137,815.55	0.00	348,575.91
24-R&B #4	83,215.20	43,483.63	-141,967.89	85,000.00	69,730.94
24-R&B #4, TexPool Invest	315,741.65	275.28	0.00	-10,000.00	306,016.93
24-R&B #4, Logic	372,031.64	337.21	0.00	-75,000.00	297,368.85
24-R&B #4 Fund Totals:	770,988.49	44,096.12	-141,967.89	0.00	673,116.72
25-Health Private	30,774.49	5,578.00	-4,001.70		32,350.79
26-State Health Services	-24,535.21	6,493.04	-34,724.55		-52,766.72
27-Hunt County Grants	-137,637.28	0.00	-28,229.91		-165,867.19
44-Road Bonds	-180,548.89	0.00	-88,043.82		-268,592.71
44-Road Bonds, Logic	6,017,098.23	6,563.98			6,023,662.21
44-Road Bond Totals:	5,836,549.34	6,563.98	-88,043.82		5,755,069.50
45-Capital Improvement	0.00	0.00	0.00		0.00
61-Right of Way Fund	13,165.62	0.00	0.00		13,165.62
61-Right of Way FundTxPoc	9,120.20	8.06	0.00		9,128.26
61-Right of Way Fund Toti	22,285.82	8.06			22,293.88
68-JP, DDC Fee Fund	140,188.35	564.30	-695.15		140,057.50

**Hunt County Treasurer
Monthly Report
October 2017**

Hunt County Funds	Beginning Balance	Money Received	Money Disbursed	Transfer In/Out Investment	Month End Balance
70-Voter Admin 19	3,100.00	525.00	-3,625.00		0.00
71-DC Record Managmnt	10,982.59	209.54	-97.21		11,094.92
74-Elections Special	77,593.68	0.00	0.00		77,593.68
75-CA-DWI	14,376.56	114.32	0.00		14,490.88
81-CC Rec Mgt Preservatic	547,028.04	21,598.25	-435.63		568,190.66
82-Courthouse Security	45,965.20	3,495.11	-1,420.92		48,039.39
83-Justice Court Sec.	65,185.37	410.87	-372.33		65,223.91
84-District Clerk Archive	38,331.24	345.00	0.00		38,676.24
85-Co & District Court Tecl	4,264.99	142.08	0.00		4,407.07
86-County Record Preserv	91,951.45	770.00	-734.18		91,987.27
87-Justice Court Technolo	57,328.75	1,286.35	-40,731.37		17,883.73
88-County Clerk Archive	572,745.72	18,860.00	0.00		591,605.72
89-County Record Mgt Pre	27,769.13	1,184.13	0.00		28,953.26
91-LEOSE	46,641.34	0.00	0.00		46,641.34
95-Juv Prob. Center Fnd	563,039.30	1,241.29	-37,091.01		527,189.58
96-Juv Prob "A-Z" Grant	28,586.90	111,136.50	-46,388.64		93,334.76
<hr/>					
50-Debt Service (I&S)	170,556.27	9,880.83	0.00	0.00	180,437.10
50-Debt Service TexPool Ir	144,516.18	126.65	0.00	0.00	144,642.83
50-Debt Service Fund Tota	315,072.45	10,007.48	0.00	0.00	325,079.93
<hr/>					
Total of Funds:	27,857,304.65	1,543,703.61	-3,886,079.63	0.00	25,514,928.63

**Hunt County Treasurer
Monthly Report
October 2017**

HUNT COUNTY DEBT

	Mo. Beginning	Payment	Balance Due
Reserve State Comptroller	827,124.35	-1,888.23	825,236.12
Reserve St Comptroller II	177,590.82	-2,960.00	174,630.82
2015 Tax Notes	1,955,000.00	0.00	1,955,000.00
Series 2015 Refund Bonds	2,005,000.00	0.00	2,005,000.00
2017 Road Bond Payable	5,795,000.00	0.00	5,795,000.00
2017 Road Bond Prem	289,750.00	0.00	289,750.00
Liability Comp Absence	349,029.00	0.00	349,029.00
R&B 2 Equipmnt BB&T	187,535.24	-12,431.09	175,104.15
R&B 2 Equipmnt SPFC	133,797.05	-8,839.95	124,957.10
R&B 3 Equipmnt SPFC	287,793.27	-7,181.41	280,611.86
OPEB Pension Liability	5,869,339.00	0.00	5,869,339.00
GASB 68 Pension Liability	5,887,608.00	0.00	5,887,608.00
Def. Resource Inflow Pensn	631,495.00		631,495.00
Totals:	24,396,061.73	-33,300.68	24,362,761.05

2017	TexPool	Tex Star	Logic		InWood-CD	InWood-CD
January	0.5385%	0.5452%			1.25%	1.25%
February	0.5591%	0.5533%			1.25%	1.25%
March	0.6222%	0.6269%			1.25%	1.25%
April	0.7121%	0.7140%			1.25%	1.25%
May	0.7689%	0.7535%			1.25%	1.25%
June	0.8817%	0.8631%	1.1333%		1.25%	1.25%
July	0.9714%	0.9827%	1.2408%		1.25%	1.25%
August	0.9989%	1.0343%	1.2660%		1.25%	1.25%
September	1.0151%	1.0384%	1.2827%		1.25%	1.25%
October	1.0318%	1.0482%	1.2845%		1.25%	1.25%
November						
December						

2016	TexPool	Tex Star			InWood-CD	InWood-CD
January	0.2674%	0.2713%			1.25%	1.25%
February	0.3010%	0.3147%			1.25%	1.25%
March	0.3273%	0.3450%			1.25%	1.25%
April	0.3380%	0.3696%			1.25%	1.25%
May	0.3399%	0.3664%			1.25%	1.25%
June	0.3633%	0.3927%			1.25%	1.25%
July	0.3690%	0.3861%			1.25%	1.25%
August	0.3737%	0.3990%			1.25%	1.25%
September	0.3799%	0.4123%			1.25%	1.25%
October	0.3828%	0.4202%			1.25%	1.25%
November	0.3987%	0.4144%			1.25%	1.25%
December	0.4570%	0.4815%			1.25%	1.25%

2015	TexPool	Tex Star	Chase	Retiree	InWood-CD	InWood-CD	ANB
January	0.0465%	0.0542%	0.0300%	0.0300%	0.95%		
February	0.0441%	0.0548%	0.0300%	0.0300%	0.95%		
March	0.0480%	0.0604%	0.0300%	0.0300%	0.95%		
April	0.0524%	0.0701%	0.0300%	0.0300%	0.95%		
May	0.0553%	0.0643%	0.0300%	0.0300%	0.95%		
June	0.0575%	0.0719%	0.0000%	0.0000%	0.95%		0.25%
July	0.0630%	0.0722%	Moved to ANB		0.95%		0.15%
August	0.0716%	0.0823%	"	"	0.95%		0.15%
September	0.0850%	0.0994%			0.95%		
October	0.0966%	0.1099%			1.25%	1.25%	
November	0.1105%	0.1155%			1.25%	1.25%	
December	0.1863%	0.1868%			1.25%	1.25%	

2014	TexPool	Tex Star	Chase	Retiree	InWood-CD
January	0.0273%	0.0303%	0.0700%	0.0500%	0.75%
February	0.0283%	0.0318%	0.0700%	0.0500%	0.75%
March	0.0299%	0.0400%	0.0700%	0.0500%	0.75%
April	0.0336%	0.0379%	0.0500%	0.0300%	0.75%
May	0.0244%	0.0273%	0.0500%	0.0300%	0.75%

TexPool

Overview Portfolio Characteristics Performance Literature

Daily Performance from 11-17-2017 to 11-26-2017

As of Date	Daily Net Yield (%)	Dividend Factor	7 Day Net Yield (%)	Daily Assets (\$)	NAV (\$)	Weighted Average Maturity (WAM)	Weighted Average Life (WAL)
11-17-2017	1.0565	0.000028945	1.0500	15,139,136,510.57	0.99997	33	101
11-18-2017	1.0565	0.000028945	1.0500	15,139,136,510.57	0.99997	33	101
11-19-2017	1.0565	0.000028945	1.0500	15,139,136,510.57	0.99997	33	101
11-20-2017	1.0577	0.000028977	1.0500	15,147,420,988.26	0.99996	32	100
11-21-2017	1.0543	0.000028884	1.0600	15,111,136,706.42	0.99996	32	100
11-22-2017	1.0527	0.000028842	1.0600	15,092,435,088.59	0.99994	32	101
11-23-2017	1.0527	0.000028842	1.0600	15,092,435,088.59	0.99994	32	101
11-24-2017	1.0605	0.000029054	1.0600	15,341,908,158.80	0.99995	33	100
11-25-2017	1.0605	0.000029054	1.0600	15,341,908,158.80	0.99995	33	100
11-26-2017	1.0605	0.000029054	1.0600	15,341,908,158.80	0.99995	33	100

Monthly Performance from 08-31-2017 to 10-31-2017

As of Date	Average Monthly Rate (%)	Average Monthly Dividend Factor	Average Monthly 7 Day Rate (%)	Average Monthly Balance (\$)	Weighted Average Maturity (WAM)	Weighted Average Life (WAL)	Participants
08-31-2017	0.9989	0.000027368	0.9961	16,402,649,761.58	32	96	2427
09-30-2017	1.0151	0.000027812	1.0133	15,472,089,777.50	34	100	2431
10-31-2017	1.0318	0.000028268	1.0310	15,324,952,765.88	35	96	2439

Previous Performance Data

[Daily Performance Data January 1997 - April 2002 \(PDF\)](#)

[Monthly Performance Data January 1990 - March 2002 \(PDF\)](#)

Performance quoted represents past performance which is no guarantee of future results. Investment return will vary. The value of an investment, when redeemed, may be worth more or less than the original cost. Current performance may be lower or higher than what is stated.

An investment in the Pool is not insured or guaranteed by any government or government agency. Although the manager of the Pool seeks to preserve principal, it is possible to lose money by depositing money in the Pool.

For more complete information, see the investment policy and information statement available on this website. You should consider the investment's objectives, risks, charges, and expenses carefully before investing. Information about these and other important subjects is in the investment policy and information statement which you should read carefully before investing.

Please note that daily fund prices, dividend factors and yield information (collectively, the "Pricing Information") are posted to this web page at approximately 4:00 p.m. ET and are updated each day that the New York Stock Exchange is open for regular trading. Daily gross yields and 7 day unsubsidized net yields are updated at approximately 8:30 p.m. ET. Daily fund prices, dividend factors, and yield information are subject to normal quality control, validation, and verification after such posting, and prior to 10:00 a.m. ET the next business day, remain subject to change. Taxable Money Market Fund daily dividend factors, may include short term capital gains. Please take this into consideration when using this information.

Federated Investment Counseling

Not FDIC Insured

May Lose Value

No Bank Guarantee

Copyright © 2017 Federated Investors, Inc.



Monthly Rate History

Rate History

Year: 2017 ▼

Month	Avg. Rate
JAN	0.5452%
FEB	0.5533%
MAR	0.6269%
APR	0.7140%
MAY	0.7535%
JUN	0.8631%
JUL	0.9827%
AUG	1.0343%
SEP	1.0384%
OCT	1.0482%

(1) This weighted average maturity calculation uses the SEC rule 2a7 definition for stated maturity for any floating rate instruments held in the portfolio to determine the weighted average maturity for the pool. This rule specifies that a variable rate instrument to be paid in 397 calendar days or less shall be deemed to have a maturity equal to the period remaining until the next readjustment of the interest rate.

(2) This weighted average maturity calculation uses the final maturity of any floating rate instruments held in the portfolio to calculate the weighted average maturity for the pool.

(3) The yield for each date reflects a partial waiver of management fees, as provided for in the TexSTAR Information Statement.

TexSTAR Participant Services * FirstSouthwest
 1201 Elm Street, Suite 3500 * Dallas, Texas 75270 * www.texstar.org * 1-800-TEX-STAR * 214-953-8890 * FAX 214-953-8878



Monthly Rate History

Rate History

Year:

2017 ▼

Month	Avg. Rate
January	0.9642%
February	0.9716%
March	1.0089%
April	1.0739%
May	1.0761%
June	1.1333%
July	1.2408%
August	1.2660%
September	1.2827%
October	1.2845%

(1) This weighted average maturity calculation uses the SEC rule 2a7 definition for stated maturity for any floating rate instruments held in the portfolio to determine the weighted average maturity for the pool. This rule specifies that a variable rate instrument to be paid in 397 calendar days or less shall be deemed to have a maturity equal to the period remaining until the next readjustment of the interest rate.

(2) This weighted average maturity calculation uses the final maturity of any floating rate instruments held in the portfolio to calculate the weighted average maturity for the pool.

For further assistance, please contact LOGIC Participant Services at 1-800-895-6442.

HUNT COUNTY, TEXAS
POOLED CASH REPORT (FUND 99)
AS OF: OCTOBER 31ST, 2017

FUND ACCOUNT#	ACCOUNT NAME.	BEGINNING BALANCE	CURRENT ACTIVITY	CURRENT BALANCE
<u>CLAIM ON CASH</u>				
10-10001	CLAI	5,432,270.64 (387,490.56)	5,044,780.08
15-10001	CLAI	545,450.72	31,562.07	577,012.79
20-10001	CLAI	17,342.77 (6,541.24)	10,801.53
21-10001	CLAI	76,823.06	23,373.86	100,196.92
22-10001	CLAI	77,095.35 (16,186.43)	60,908.92
23-10001	CLAI	78,316.69 (34,222.34)	44,094.35
24-10001	CLAI	83,215.20 (13,484.26)	69,730.94
25-10001	CLAI	30,774.49	1,576.30	32,350.79
26-10001	CLAI	(24,535.21)	(28,231.51)	(52,766.72)
27-10001	CLAI	(137,637.28)	(28,229.91)	(165,867.19)
44-10001	CLAI	(180,548.89)	(88,043.82)	(268,592.71)
45-10001	CLAI	0.00	0.00	0.00
61-10001	CLAI	13,165.62	0.00	13,165.62
68-10001	CLAI	140,188.35 (130.85)	140,057.50
70-10001	CLAI	3,100.00 (3,100.00)	0.00
71-10001	CLAI	10,982.59	112.33	11,094.92
74-10001	CLAI	77,593.68	0.00	77,593.68
75-10001	CLAI	14,376.56	114.32	14,490.88
81-10001	CLAI	547,028.04	21,162.62	568,190.66
82-10001	CLAI	45,965.20	2,074.19	48,039.39
83-10001	CLAI	65,185.37	38.54	65,223.91
84-10001	CLAI	38,331.24	345.00	38,676.24
85-10001	CLAI	4,264.99	142.08	4,407.07
86-10001	CLAI	91,951.45	35.82	91,987.27
87-10001	CLAI	57,328.75 (39,445.02)	17,883.73
88-10001	CLAI	572,745.72	18,860.00	591,605.72
89-10001	CLAI	27,769.13	1,184.13	28,953.26
91-10001	CLAI	46,641.34	0.00	46,641.34
95-10001	CLAI	563,039.30 (35,849.72)	527,189.58
96-10001	CLAI	28,586.90	64,747.86	93,334.76
97-10001	CLAI	0.00	0.00	0.00
TOTAL CLAIM ON		8,346,811.77 (515,626.54)	7,831,185.23
<u>CASH IN BANK -</u>				
99-10000	PA	9,097.31 (13.44)	9,083.87
99-10001	GEI	8,337,714.46 (515,613.10)	7,822,101.36
SUBTOTAL CASH		8,346,811.77 (515,626.54)	7,831,185.23
<u>WAGES PAYABLE</u>				
99-21000	WAK	0.00	0.00	0.00
SUBTOTAL WAGES PAYABLE		0.00	0.00	0.00
TOTAL CASH IN BANK - POOLED CASH		8,346,811.77 (515,626.54)	7,831,185.23

BALANCE SHEET

AS OF: OCTOBER 31ST, 2017

40 -LONG TERM DEBT ACCT GROUP

ACCOUNT# TITLE

ASSETS

=====

19110	PRINC. STATE COMPTROLLER	0.00	
19603	2015 TAX NOTES	0.00	
19604	SERIES 2015 REFUND. BONDS	0.00	
19605	2005 REFUNDING BOND	0.00	
19716	PRIN. COMPTR. UPGRADE 08	0.00	
19720	AMT. TO BE PROVIDED FOR COMPEN	0.00	
19722	PHASE II - JOHNSON CONTROLS	0.00	
19723	PCT 2 RECLAIMER	0.00	
19810	DEF.RESOURCE OUTFLOW PENSION	<u>5,925,567.00</u>	
			<u>5,925,567.00</u>

TOTAL ASSETS 5,925,567.00

=====

LIABILITIES

=====

27110	RESERVE STATE COMPTROLLER	825,236.12	✓
27111	RESERVE STATE COMPTROLLER II	174,630.82	✓
27603	2015 TAX NOTES	1,955,000.00	✓
27604	SERIES 2015 REFUND. BONDS	2,005,000.00	✓
27605	2005 G.O. REFUNDING BOND	0.00	
27608	2017 ROAD BONDS PAYABLE	5,795,000.00	✓
27695	BOND PREMIUM PAYABLE	0.00	
27696	2017 ROAD BONDS PREMIUM	289,750.00	✓
27716	RESERV. COMPTR. UPGRADE 08	0.00	
27720	LIABILITY FOR COMPENSATED ABSE	349,029.00	✓
27722	PHASE II - JOHNSON CONTROLS	0.00	
27723	PCT 2 EQUIPMENT BB&T	175,104.15	✓
27724	PCT 2 EQUIPMENT SPFC	124,957.10	✓
27725	PCT 3 EQUIPMENT SPFC	280,611.86	✓
27805	OPEB PENSION LIABILITY	5,869,339.00	✓
27806	GASB 68 PENSION LIABILITY	5,887,608.00	✓
27810	DEF. RESOURCE INFLOW PENSION	<u>631,495.00</u>	✓
	TOTAL LIABILITIES		<u>24,362,761.05</u> ✓

EQUITY

=====

33000	Unreserved Fund Balance	(18,437,194.05)	
	TOTAL BEGINNING EQUITY	(18,437,194.05)	
	TOTAL EQUITY & REV. OVER/(UNDER) EXP.	(18,437,194.05)	

TOTAL LIABILITIES, EQUITY & REV.OVER/(UNDER) EXP. 5,925,567.00

=====



HUNT COUNTY
ATTN DELORES SHELTON
PO BOX 1097
GREENVILLE TX 75403-1097

MONTHLY STATEMENT OF ACCOUNT

ACCOUNT: 1161011110

ACCOUNT NAME: GENERAL OPERATING

STATEMENT PERIOD: 10/01/2017 - 10/31/2017

TEXSTAR MONTHLY SUMMARY: THE AVERAGE MONTHLY RATE WAS 1.0482%. THE AVERAGE WEIGHTED AVERAGE MATURITY WAS 38 DAYS AND THE NET ASSET VALUE FOR 10/31/17 WAS 1.000011.

MONTHLY ACTIVITY DETAIL

TRANSACTION DATE	DESCRIPTION	CONFIRMATION NUMBER	TRANSACTION AMOUNT	BALANCE
	BEGINNING BALANCE			3,244,039.59
10/27/2017	WIRE WITHDRAWAL	6101619	1,000,000.00 -	2,244,039.59
10/31/2017	MONTHLY POSTING	9999888	2,743.53	2,246,783.12
	ENDING BALANCE			2,246,783.12

MONTHLY ACCOUNT SUMMARY

BEGINNING BALANCE	3,244,039.59
TOTAL DEPOSITS	0.00
TOTAL WITHDRAWALS	1,000,000.00
TOTAL INTEREST	2,743.53
ENDING BALANCE	2,246,783.12
AVERAGE BALANCE	3,082,749.27

ACTIVITY SUMMARY (YEAR-TO-DATE)

ACCOUNT NAME	DEPOSITS	WITHDRAWALS	INTEREST
GENERAL OPERATING	3,000,000.00	2,000,000.00	25,419.51





HUNT COUNTY
ATTN DELORES SHELTON
PO BOX 1097
GREENVILLE TX 75403-1097

MONTHLY STATEMENT OF ACCOUNT

ACCOUNT: 6001017001

ACCOUNT NAME: GO FUND

STATEMENT PERIOD: 10/01/2017 - 10/31/2017

LOGIC MONTHLY SUMMARY: THE AVERAGE MONTHLY RATE WAS 1.2845%. THE AVERAGE WEIGHTED AVERAGE MATURITY WAS 42 DAYS AND THE NET ASSET VALUE FOR 10/31/17 WAS 1.000066.

MONTHLY ACTIVITY DETAIL

TRANSACTION DATE	DESCRIPTION	CONFIRMATION NUMBER	TRANSACTION AMOUNT	BALANCE
	BEGINNING BALANCE			2,410,034.60
10/06/2017	WIRE WITHDRAWAL	6086448	500,000.00 -	1,910,034.60
10/31/2017	MONTHLY POSTING	9999888	2,171.55	1,912,206.15
	ENDING BALANCE			1,912,206.15

MONTHLY ACCOUNT SUMMARY

BEGINNING BALANCE	2,410,034.60
TOTAL DEPOSITS	0.00
TOTAL WITHDRAWALS	500,000.00
TOTAL INTEREST	2,171.55
ENDING BALANCE	1,912,206.15
AVERAGE BALANCE	1,990,679.76

ACTIVITY SUMMARY (YEAR-TO-DATE)

ACCOUNT NAME	DEPOSITS	WITHDRAWALS	INTEREST
GO FUND	2,401,000.00	500,000.00	11,206.15





HUNT COUNTY
ATTN DELORES SHELTON
PO BOX 1097
GREENVILLE TX 75403-1097

MONTHLY STATEMENT OF ACCOUNT

ACCOUNT: 6001017002

ACCOUNT NAME: R&B #1

STATEMENT PERIOD: 10/01/2017 - 10/31/2017

LOGIC MONTHLY SUMMARY: THE AVERAGE MONTHLY RATE WAS 1.2845%. THE AVERAGE WEIGHTED AVERAGE MATURITY WAS 42 DAYS AND THE NET ASSET VALUE FOR 10/31/17 WAS 1.000066.

MONTHLY ACTIVITY DETAIL

TRANSACTION DATE	DESCRIPTION	CONFIRMATION NUMBER	TRANSACTION AMOUNT	BALANCE
	BEGINNING BALANCE			451,693.24
10/06/2017	WIRE WITHDRAWAL	6086449	20,000.00 -	431,693.24
10/31/2017	MONTHLY POSTING	9999888	474.43	432,167.67
	ENDING BALANCE			432,167.67

MONTHLY ACCOUNT SUMMARY

BEGINNING BALANCE	451,693.24
TOTAL DEPOSITS	0.00
TOTAL WITHDRAWALS	20,000.00
TOTAL INTEREST	474.43
ENDING BALANCE	432,167.67
AVERAGE BALANCE	434,919.05

ACTIVITY SUMMARY (YEAR-TO-DATE)

ACCOUNT NAME	DEPOSITS	WITHDRAWALS	INTEREST
R&B #1	450,000.00	20,000.00	2,167.67





HUNT COUNTY
ATTN DELORES SHELTON
PO BOX 1097
GREENVILLE TX 75403-1097

MONTHLY STATEMENT OF ACCOUNT

ACCOUNT: 6001017003

ACCOUNT NAME: R&B #2

STATEMENT PERIOD: 10/01/2017 - 10/31/2017

LOGIC MONTHLY SUMMARY: THE AVERAGE MONTHLY RATE WAS 1.2845%. THE AVERAGE WEIGHTED AVERAGE MATURITY WAS 42 DAYS AND THE NET ASSET VALUE FOR 10/31/17 WAS 1.000066.

MONTHLY ACTIVITY DETAIL

TRANSACTION DATE	DESCRIPTION	CONFIRMATION NUMBER	TRANSACTION AMOUNT	BALANCE
	BEGINNING BALANCE			271,448.22
10/06/2017	WIRE WITHDRAWAL	6086450	150,000.00 -	121,448.22
10/31/2017	MONTHLY POSTING	9999888	158.85	121,607.07
	ENDING BALANCE			121,607.07

MONTHLY ACCOUNT SUMMARY

BEGINNING BALANCE	271,448.22
TOTAL DEPOSITS	0.00
TOTAL WITHDRAWALS	150,000.00
TOTAL INTEREST	158.85
ENDING BALANCE	121,607.07
AVERAGE BALANCE	145,641.77

ACTIVITY SUMMARY (YEAR-TO-DATE)

ACCOUNT NAME	DEPOSITS	WITHDRAWALS	INTEREST
R&B #2	400,000.00	280,000.00	1,607.07





HUNT COUNTY
ATTN DELORES SHELTON
PO BOX 1097
GREENVILLE TX 75403-1097

MONTHLY STATEMENT OF ACCOUNT

ACCOUNT: 6001017004

ACCOUNT NAME: R&B #3

STATEMENT PERIOD: 10/01/2017 - 10/31/2017

LOGIC MONTHLY SUMMARY: THE AVERAGE MONTHLY RATE WAS 1.2845%. THE AVERAGE WEIGHTED AVERAGE MATURITY WAS 42 DAYS AND THE NET ASSET VALUE FOR 10/31/17 WAS 1.000066.

MONTHLY ACTIVITY DETAIL

TRANSACTION DATE	DESCRIPTION	CONFIRMATION NUMBER	TRANSACTION AMOUNT	BALANCE
	BEGINNING BALANCE			211,415.94
10/06/2017	WIRE WITHDRAWAL	6086451	40,000.00	171,415.94
10/31/2017	MONTHLY POSTING	9999888	194.01	171,609.95
	ENDING BALANCE			171,609.95

MONTHLY ACCOUNT SUMMARY

BEGINNING BALANCE	211,415.94
TOTAL DEPOSITS	0.00
TOTAL WITHDRAWALS	40,000.00
TOTAL INTEREST	194.01
ENDING BALANCE	171,609.95
AVERAGE BALANCE	177,867.55

ACTIVITY SUMMARY (YEAR-TO-DATE)

ACCOUNT NAME	DEPOSITS	WITHDRAWALS	INTEREST
R&B #3	400,000.00	230,000.00	1,609.95





HUNT COUNTY
ATTN DELORES SHELTON
PO BOX 1097
GREENVILLE TX 75403-1097

MONTHLY STATEMENT OF ACCOUNT

ACCOUNT: 6001017005

ACCOUNT NAME: R&B #4

STATEMENT PERIOD: 10/01/2017 - 10/31/2017

LOGIC MONTHLY SUMMARY: THE AVERAGE MONTHLY RATE WAS 1.2845%. THE AVERAGE WEIGHTED AVERAGE MATURITY WAS 42 DAYS AND THE NET ASSET VALUE FOR 10/31/17 WAS 1.000066.

MONTHLY ACTIVITY DETAIL

TRANSACTION DATE	DESCRIPTION	CONFIRMATION NUMBER	TRANSACTION AMOUNT	BALANCE
	BEGINNING BALANCE			372,031.64
10/06/2017	WIRE WITHDRAWAL	6086454	75,000.00 -	297,031.64
10/31/2017	MONTHLY POSTING	9999888	337.21	297,368.85
	ENDING BALANCE			297,368.85

MONTHLY ACCOUNT SUMMARY

BEGINNING BALANCE	372,031.64
TOTAL DEPOSITS	0.00
TOTAL WITHDRAWALS	75,000.00
TOTAL INTEREST	337.21
ENDING BALANCE	297,368.85
AVERAGE BALANCE	309,128.41

ACTIVITY SUMMARY (YEAR-TO-DATE)

ACCOUNT NAME	DEPOSITS	WITHDRAWALS	INTEREST
R&B #4	550,000.00	255,000.00	2,368.85





HUNT COUNTY
ATTN DELORES SHELTON
PO BOX 1097
GREENVILLE TX 75403-1097

MONTHLY STATEMENT OF ACCOUNT

ACCOUNT: 6001017006

ACCOUNT NAME: ROAD BONDS

STATEMENT PERIOD: 10/01/2017 - 10/31/2017

LOGIC MONTHLY SUMMARY: THE AVERAGE MONTHLY RATE WAS 1.2845%. THE AVERAGE WEIGHTED AVERAGE MATURITY WAS 42 DAYS AND THE NET ASSET VALUE FOR 10/31/17 WAS 1.000066.

MONTHLY ACTIVITY DETAIL

TRANSACTION DATE	DESCRIPTION	CONFIRMATION NUMBER	TRANSACTION AMOUNT	BALANCE
	BEGINNING BALANCE			6,017,098.23
10/31/2017	MONTHLY POSTING	9999888	6,563.98	6,023,662.21
	ENDING BALANCE			6,023,662.21

MONTHLY ACCOUNT SUMMARY

BEGINNING BALANCE	6,017,098.23
TOTAL DEPOSITS	0.00
TOTAL WITHDRAWALS	0.00
TOTAL INTEREST	6,563.98
ENDING BALANCE	6,023,662.21
AVERAGE BALANCE	6,017,098.23

ACTIVITY SUMMARY (YEAR-TO-DATE)

ACCOUNT NAME	DEPOSITS	WITHDRAWALS	INTEREST
ROAD BONDS	6,000,000.00	0.00	23,662.21



TexPool Participant Services
 C/O Federated Investors Inc.
 1001 Texas Avenue, Suite 1400
 Houston, TX 77002



Participant Statement

HUNT COUNTY
 GENERAL FUND
 ATTN: DELORES SHELTON
 PO BOX 1097
 GREENVILLE TX 75403-1097

Statement Period **10/01/2017 - 10/31/2017**

Page 1 of 2

Customer Service **1-866-TEX-POOL**
 Location ID **000077789**
 Investor ID **000007125**

TexPool Update

Available under the Statements tab, the Summary Statement allows you to view or download a single statement that summarizes all of your TexPool and TexPool Prime accounts for one month. Need to see this information for more than one month? Select the Custom Summary Statement!

TexPool Summary

Pool Name	Beginning Balance	Total Deposits	Total Withdrawals	Total Interest	Current Balance	Average Balance
Texas Local Government Investment Pool	\$1,039,922.84	\$0.00	\$0.00	\$911.25	\$1,040,834.09	\$1,039,952.24
Total Dollar Value	\$1,039,922.84	\$0.00	\$0.00	\$911.25	\$1,040,834.09	

Portfolio Value

Pool Name	Pool/Account	Market Value (10/01/2017)	Share Price (10/31/2017)	Shares Owned (10/31/2017)	Market Value (10/31/2017)
Texas Local Government Investment Pool	449/1160200004	\$1,039,922.84	\$1.00	1,040,834.090	\$1,040,834.09
Total Dollar Value		\$1,039,922.84			\$1,040,834.09

Interest Summary

Pool Name	Pool/Account	Month-to-Date Interest	Year-to-Date Interest
Texas Local Government Investment Pool	449/1160200004	\$911.25	\$25,528.41
Total		\$911.25	\$25,528.41



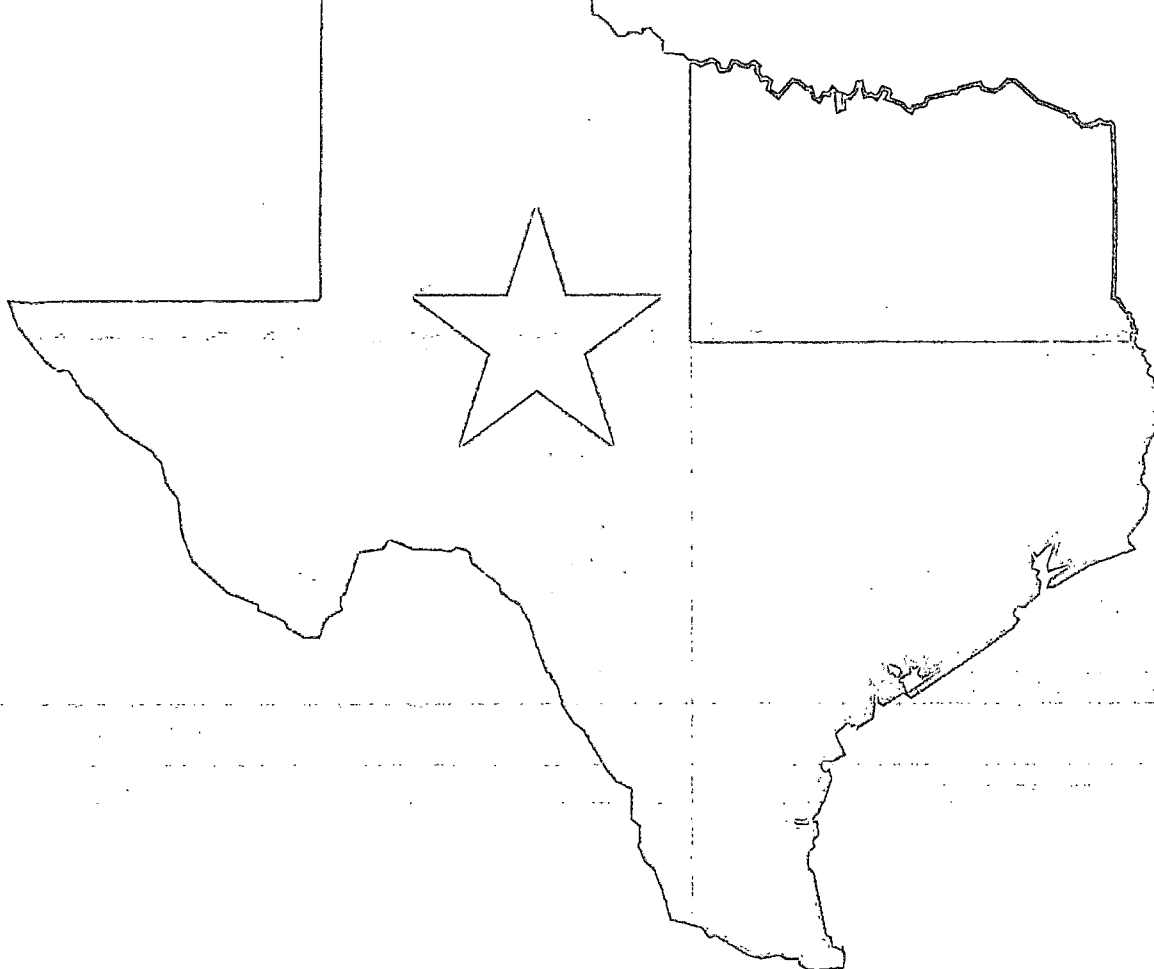
Transaction Detail

Texas Local Government Investment Pool

Participant: HUNT COUNTY

Pool/Account: 449/1160200004

Transaction Date	Settlement Date	Transaction Description	Transaction Dollar Amount	Share Price	Shares This Transaction	Shares Owned
10/01/2017	10/01/2017	BEGINNING BALANCE	\$1,039,922.84	\$1.00		1,039,922.840
10/31/2017	10/31/2017	MONTHLY POSTING	\$911.25	\$1.00	911.250	1,040,834.090
Account Value as of 10/31/2017			\$1,040,834.09	\$1.00		1,040,834.090



TexPool Participant Services
 C/O Federated Investors Inc.
 1001 Texas Avenue, Suite 1400
 Houston, TX 77002



Participant Statement

HUNT COUNTY
 ROAD & BRIDGE #1
 ATTN DELORES SHELTON
 PO BOX 1097
 GREENVILLE TX 75403-1097

Statement Period **10/01/2017 - 10/31/2017**

Page 1 of 2

Customer Service **1-866-TEX-POOL**
 Location ID **000077789**
 Investor ID **000011918**

TexPool Update

Available under the Statements tab, the Summary Statement allows you to view or download a single statement that summarizes all of your TexPool and TexPool-Prime accounts for one month. Need to see this information for more than one month? Select the Custom Summary Statement!

TexPool Summary

Pool Name	Beginning Balance	Total Deposits	Total Withdrawals	Total Interest	Current Balance	Average Balance
Texas Local Government Investment Pool	\$335,228.26	\$0.00	\$0.00	\$293.77	\$335,522.03	\$335,237.74
Total Dollar Value	\$335,228.26	\$0.00	\$0.00	\$293.77	\$335,522.03	

Portfolio Value

Pool Name	Pool/Account	Market Value (10/01/2017)	Share Price (10/31/2017)	Shares Owned (10/31/2017)	Market Value (10/31/2017)
Texas Local Government Investment Pool	449/1160200007	\$335,228.26	\$1.00	335,522.030	\$335,522.03
Total Dollar Value		\$335,228.26			\$335,522.03

Interest Summary

Pool Name	Pool/Account	Month-to-Date Interest	Year-to-Date Interest
Texas Local Government Investment Pool	449/1160200007	\$293.77	\$4,375.29
Total		\$293.77	\$4,375.29



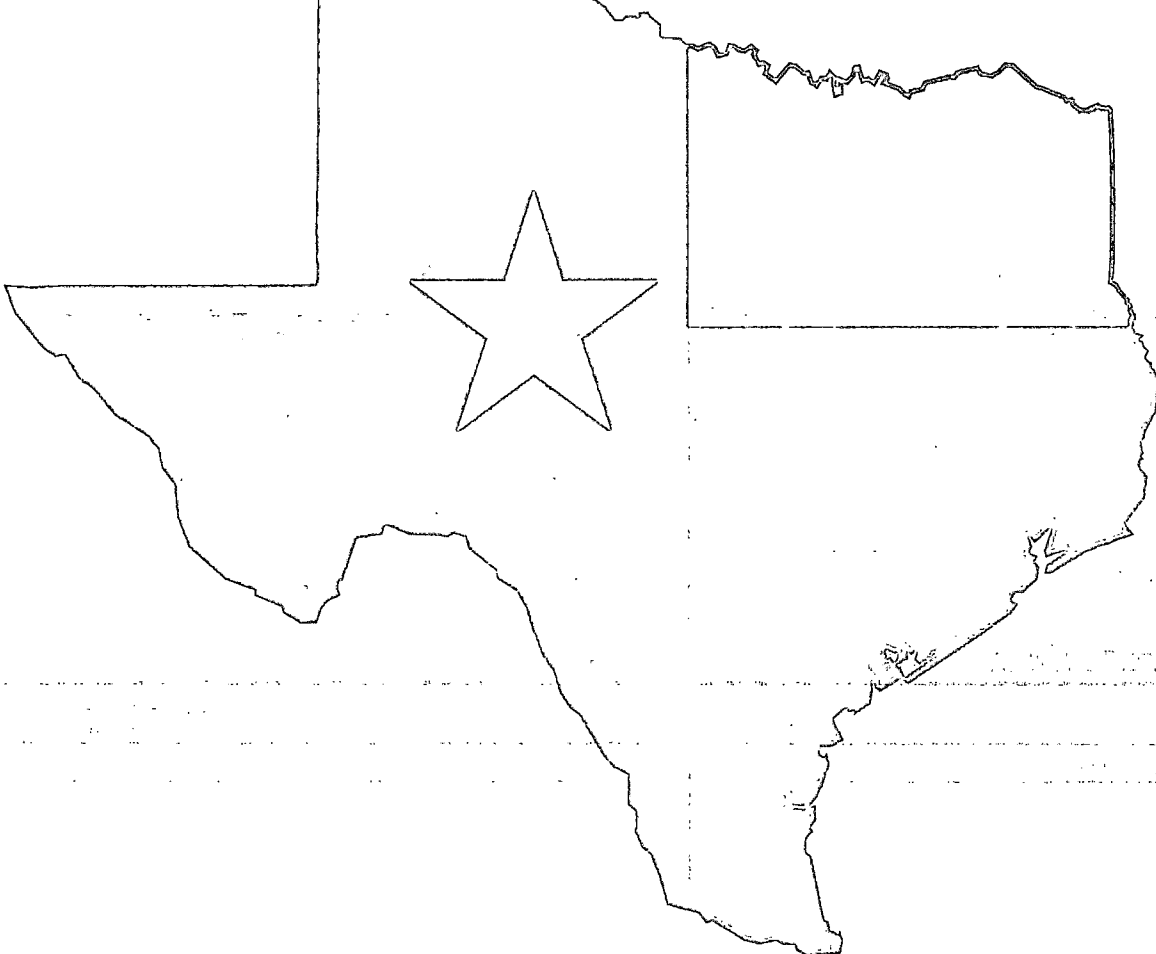
Transaction Detail

Texas Local Government Investment Pool

Participant: HUNT COUNTY

Pool/Account: 449/116020007

Transaction Date	Settlement Date	Transaction Description	Transaction Dollar Amount	Share Price	Shares This Transaction	Shares Owned
10/01/2017	10/01/2017	BEGINNING BALANCE	\$335,228.26	\$1.00		335,228.260
10/31/2017	10/31/2017	MONTHLY POSTING	\$293.77	\$1.00	293.770	335,522.030
Account Value as of 10/31/2017			\$335,522.03	\$1.00		335,522.030



TexPool Participant Services
 C/O Federated Investors Inc.
 1001 Texas Avenue, Suite 1400
 Houston, TX 77002



Participant Statement

HUNT COUNTY
 ROAD & BRIDGE #2
 ATTN DELORES SHELTON
 PO BOX 1097
 GREENVILLE TX 75403-1097

Statement Period **10/01/2017 - 10/31/2017**

Page 1 of 2

Customer Service **1-866-TEX-POOL**
 Location ID **000077789**
 Investor ID **000011919**

TexPool Update

Available under the Statements tab, the Summary Statement allows you to view or download a single statement that summarizes all of your TexPool and TexPool Prime accounts for one month. Need to see this information for more than one month? Select the Custom Summary Statement!

TexPool Summary

Pool Name	Beginning Balance	Total Deposits	Total Withdrawals	Total Interest	Current Balance	Average Balance
Texas Local Government Investment Pool	\$103,967.25	\$0.00	\$60,000.00	\$82.63	\$44,049.88	\$94,292.50
Total Dollar Value	\$103,967.25	\$0.00	\$60,000.00	\$82.63	\$44,049.88	

Portfolio Value

Pool Name	Pool/Account	Market Value (10/01/2017)	Share Price (10/31/2017)	Shares Owned (10/31/2017)	Market Value (10/31/2017)
Texas Local Government Investment Pool	449/1160200008	\$103,967.25	\$1.00	44,049/880	\$44,049.88
Total Dollar Value		\$103,967.25			\$44,049.88

Interest Summary

Pool Name	Pool/Account	Month-to-Date Interest	Year-to-Date Interest
Texas Local Government Investment Pool	449/1160200008	\$82.63	\$3,486.88
Total		\$82.63	\$3,486.88



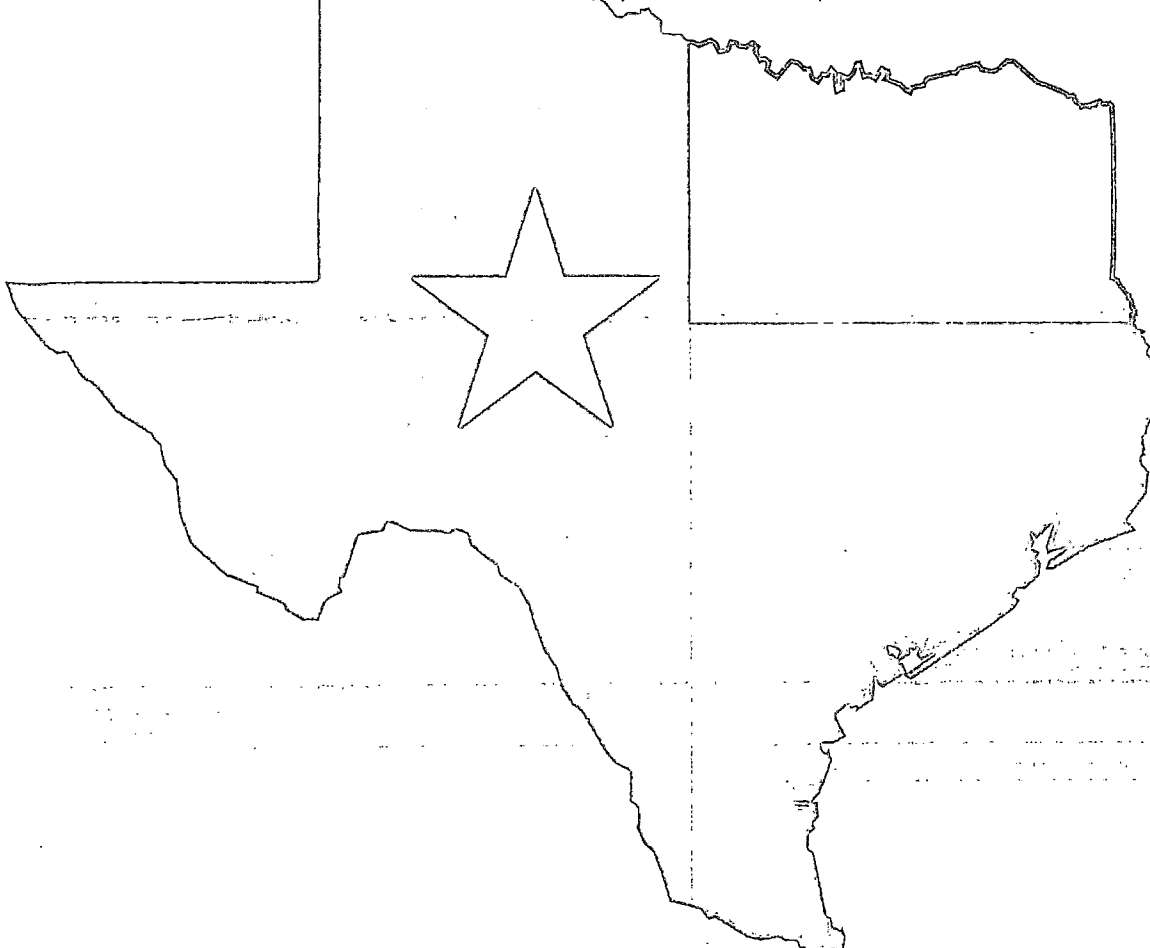
Transaction Detail

Texas Local Government Investment Pool

Participant: HUNT COUNTY

Pool/Account: 449/1160200008

Transaction Date	Settlement Date	Transaction Description	Transaction Dollar Amount	Share Price	Shares This Transaction	Shares Owned
10/01/2017	10/01/2017	BEGINNING BALANCE	\$103,967.25	\$1.00		103,967.250
10/27/2017	10/27/2017	WITHDRAWAL	\$60,000.00	\$1.00	60,000.000	43,967.250
10/31/2017	10/31/2017	MONTHLY POSTING	\$82.63	\$1.00	82.630	44,049.880
Account Value as of 10/31/2017			\$44,049.88	\$1.00		44,049.880



TexPool Participant Services
 C/O Federated Investors Inc.
 1001 Texas Avenue, Suite 1400
 Houston, TX 77002



Participant Statement

HUNT COUNTY
 ROAD & BRIDGE #3
 ATTN DELORES SHELTON
 PO BOX 1097
 GREENVILLE TX 75403-1097

Statement Period **10/01/2017 - 10/31/2017**

Page 1 of 2

Customer Service **1-866-TEX-POOL**
 Location ID **000077789**
 Investor ID **000011920**

TexPool Update

Available under the Statements tab, the Summary Statement allows you to view or download a single statement that summarizes all of your TexPool and TexPool Prime accounts for one month. Need to see this information for more than one month? Select the Custom Summary Statement!

TexPool Summary

Pool Name	Beginning Balance	Total Deposits	Total Withdrawals	Total Interest	Current Balance	Average Balance
Texas Local Government Investment Pool	\$152,740.61	\$0.00	\$20,000.00	\$131.00	\$132,871.61	\$149,519.03
Total Dollar Value	\$152,740.61	\$0.00	\$20,000.00	\$131.00	\$132,871.61	

Portfolio Value

Pool Name	Pool/Account	Market Value (10/01/2017)	Share Price (10/31/2017)	Shares Owned (10/31/2017)	Market Value (10/31/2017)
Texas Local Government Investment Pool	449/1160200009	\$152,740.61	\$1.00	132,871.61	\$132,871.61
Total Dollar Value		\$152,740.61			\$132,871.61

Interest Summary

Pool Name	Pool/Account	Month-to-Date Interest	Year-to-Date Interest
Texas Local Government Investment Pool	449/1160200009	\$131.00	\$3,131.17
Total		\$131.00	\$3,131.17



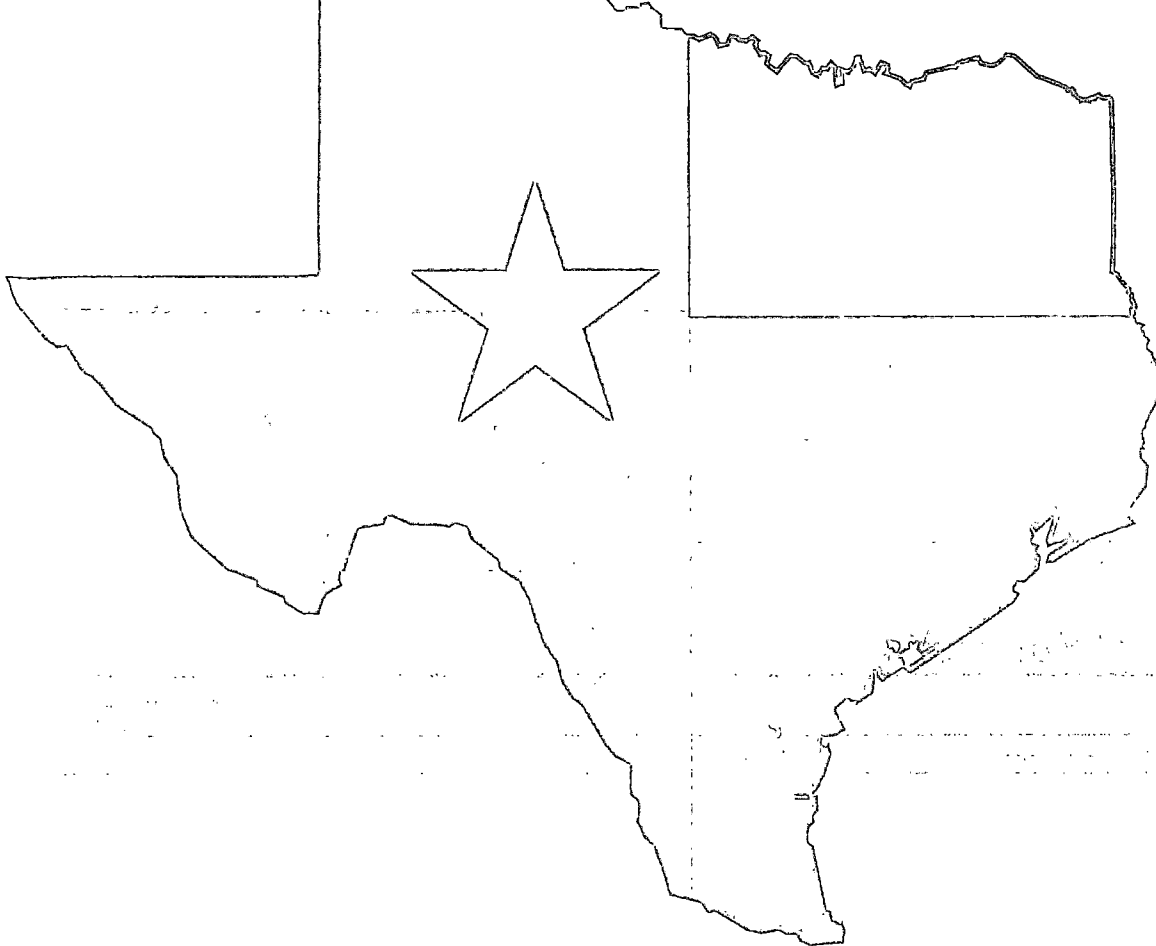
Transaction Detail

Texas Local Government Investment Pool

Participant: HUNT COUNTY

Pool/Account: 449/1160200009

Transaction Date	Settlement Date	Transaction Description	Transaction Dollar Amount	Share Price	Shares This Transaction	Shares Owned
10/01/2017	10/01/2017	BEGINNING BALANCE	\$152,740.61	\$1.00		152,740.610
10/27/2017	10/27/2017	WITHDRAWAL	\$20,000.00	\$1.00	20,000.000	132,740.610
10/31/2017	10/31/2017	MONTHLY POSTING	\$131.00	\$1.00	131.000	132,871.610
Account Value as of 10/31/2017			\$132,871.61	\$1.00		132,871.610



TexPool Participant Services
 C/O Federated Investors Inc.
 1001 Texas Avenue, Suite 1400
 Houston, TX 77002



Participant Statement

HUNT COUNTY
 ROAD & BRIDGE #4
 ATTN DELORES SHELTON
 PO BOX 1097
 GREENVILLE TX 75403-1097

Statement Period **10/01/2017 - 10/31/2017**

Page 1 of 2

Customer Service **1-866-TEX-POOL**
 Location ID **000077789**
 Investor ID **000011921**

TexPool Update

Available under the Statements tab, the Summary Statement allows you to view or download a single statement that summarizes all of your TexPool and TexPool Prime accounts for one month. Need to see this information for more than one month? Select the Custom Summary Statement!

TexPool Summary

Pool Name	Beginning Balance	Total Deposits	Total Withdrawals	Total Interest	Current Balance	Average Balance
Texas Local Government Investment Pool	\$315,741.65	\$0.00	\$10,000.00	\$275.28	\$306,016.93	\$314,137.63
Total Dollar Value	\$315,741.65	\$0.00	\$10,000.00	\$275.28	\$306,016.93	

Portfolio Value

Pool Name	Pool/Account	Market Value (10/01/2017)	Share Price (10/31/2017)	Shares Owned (10/31/2017)	Market Value (10/31/2017)
Texas Local Government Investment Pool	449/1160200010	\$315,741.65	\$1.00	306,016.930	\$306,016.93
Total Dollar Value		\$315,741.65			\$306,016.93

Interest Summary

Pool Name	Pool/Account	Month-to-Date Interest (10/31/2017)	Year-to-Date Interest
Texas Local Government Investment Pool	449/1160200010	\$275.28	\$5,134.21
Total		\$275.28	\$5,134.21



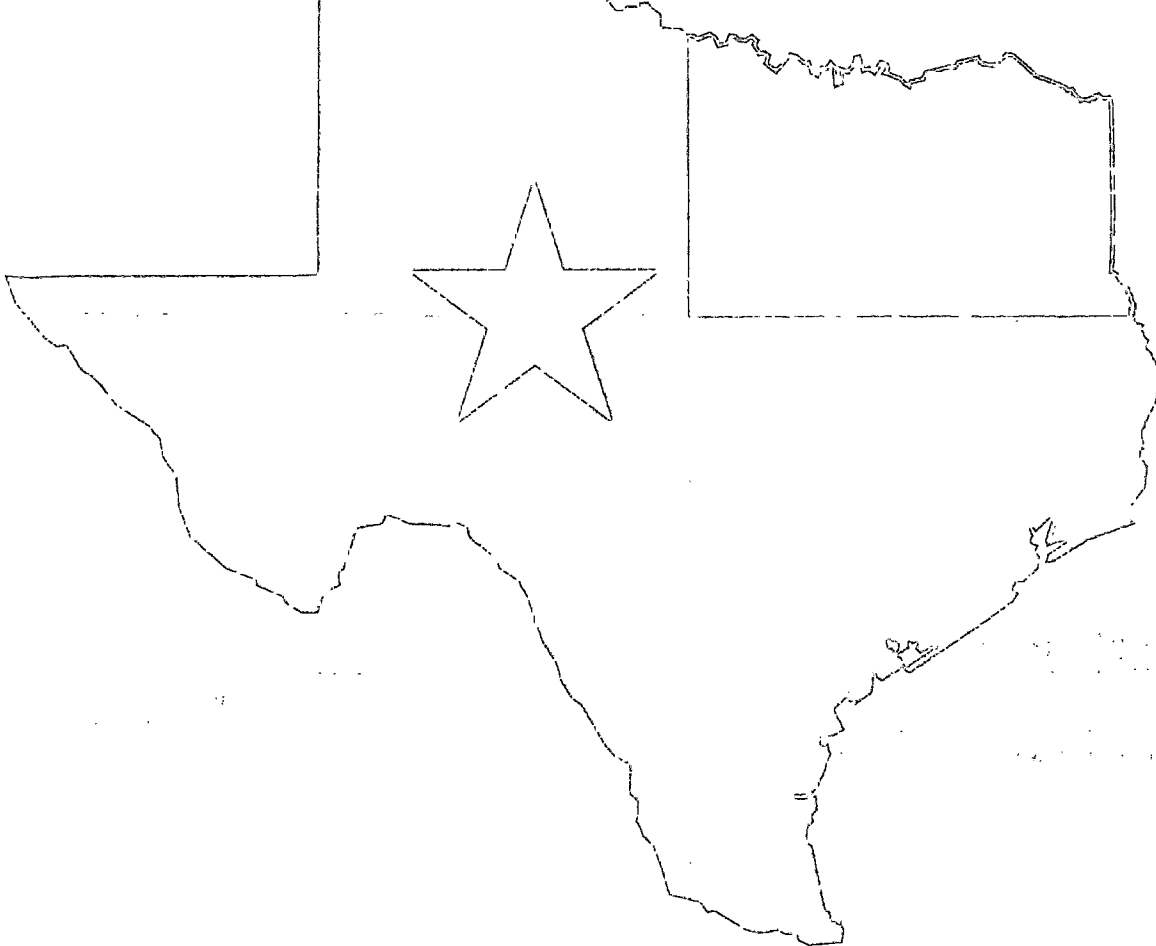
Transaction Detail

Texas Local Government Investment Pool

Participant: HUNT COUNTY

Pool/Account: 449/1160200010

Transaction Date	Settlement Date	Transaction Description	Transaction Dollar Amount	Share Price	Shares This Transaction	Shares Owned
10/01/2017	10/01/2017	BEGINNING BALANCE	\$315,741.65	\$1.00		315,741.650
10/27/2017	10/27/2017	WITHDRAWAL	\$10,000.00-	\$1.00	10,000.000-	305,741.650
10/31/2017	10/31/2017	MONTHLY POSTING	\$275.28	\$1.00	275.280	306,016.930
Account Value as of 10/31/2017			\$306,016.93	\$1.00		306,016.930



TexPool Participant Services
 C/O Federated Investors Inc.
 1001 Texas Avenue, Suite 1400
 Houston, TX 77002



Participant Statement

HUNT COUNTY
 DEBT SERVICE FUND
 ATTN DELORES SHELTON
 PO BOX 1097
 GREENVILLE TX 75403-1097

Statement Period **10/01/2017 - 10/31/2017**

Page 1 of 2

Customer Service **1-866-TEX-POOL**
 Location ID **000077789**
 Investor ID **000007124**

TexPool Update

Available under the Statements tab, the Summary Statement allows you to view or download a single statement that summarizes all of your TexPool and TexPool Prime accounts for one month. Need to see this information for more than one month? Select the Custom Summary Statement!

TexPool Summary

Pool Name	Beginning Balance	Total Deposits	Total Withdrawals	Total Interest	Current Balance	Average Balance
Texas Local Government Investment Pool	\$144,516.18	\$0.00	\$0.00	\$126.65	\$144,642.83	\$144,520.27
Total Dollar Value	\$144,516.18	\$0.00	\$0.00	\$126.65	\$144,642.83	

Portfolio Value

Pool Name	Pool/Account	Market Value (10/01/2017)	Share Price (10/31/2017)	Shares Owned (10/31/2017)	Market Value (10/31/2017)
Texas Local Government Investment Pool	449/1160200003	\$144,516.18	\$1.00	144,642.83	\$144,642.83
Total Dollar Value		\$144,516.18			\$144,642.83

Interest Summary

Pool Name	Pool/Account	Month-to-Date Interest	Year-to-Date Interest
Texas Local Government Investment Pool	449/1160200003	\$126.65	\$1,155.78
Total		\$126.65	\$1,155.78



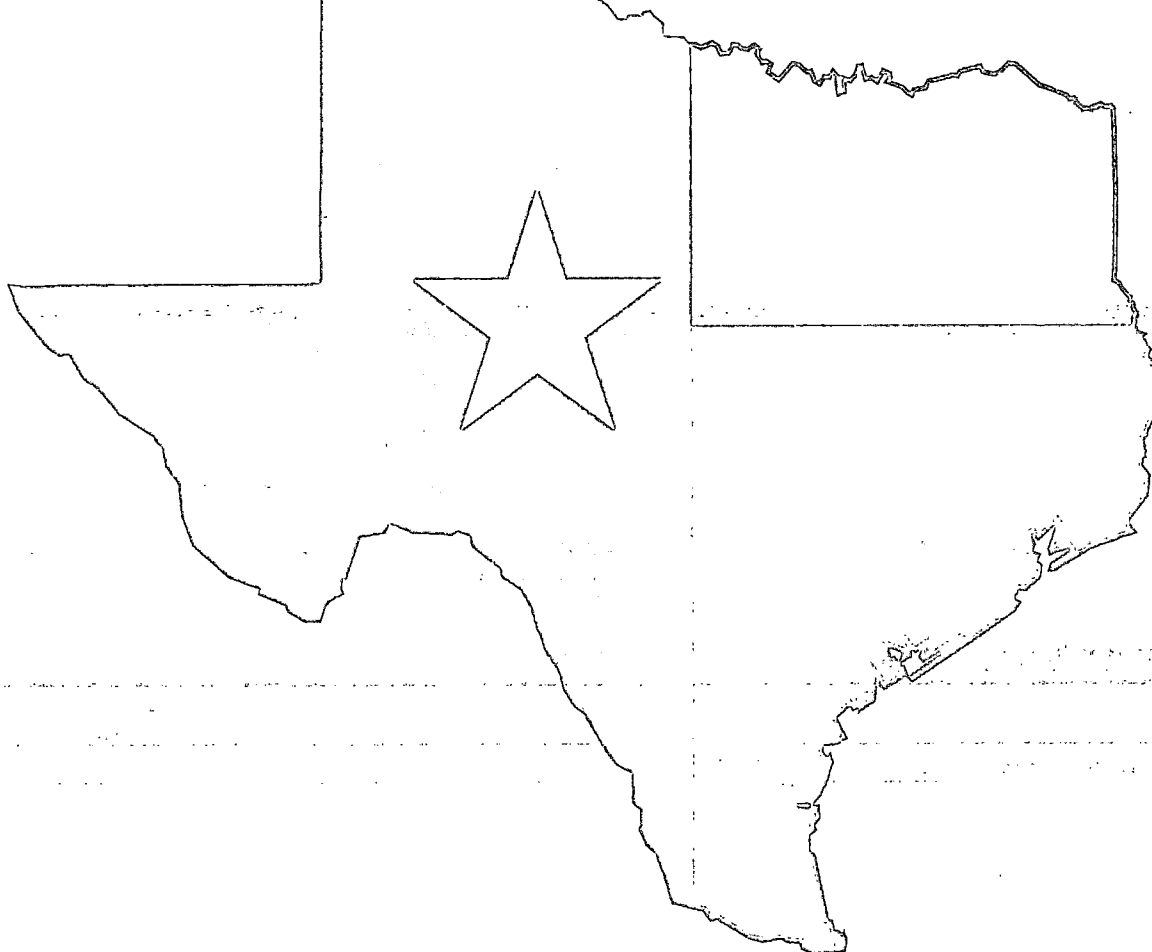
Transaction Detail

Texas Local Government Investment Pool

Participant: HUNT COUNTY

Pool/Account: 449/1160200003

Transaction Date	Settlement Date	Transaction Description	Transaction Dollar Amount	Share Price	Shares This Transaction	Shares Owned
10/01/2017	10/01/2017	BEGINNING BALANCE	\$144,516.18	\$1.00		144,516.180
10/31/2017	10/31/2017	MONTHLY POSTING	\$126.65	\$1.00	126.650	144,642.830
Account Value as of 10/31/2017			\$144,642.83	\$1.00		144,642.830



TexPool Participant Services
 C/O Federated Investors Inc.
 1001 Texas Avenue, Suite 1400
 Houston, TX 77002



Participant Statement

HUNT COUNTY
 RIGHT OF WAY FUND
 ATTN DELORES SHELTON
 PO BOX 1097
 GREENVILLE TX 75403-1097

Statement Period **10/01/2017 - 10/31/2017**

Page 1 of 2

Customer Service **1-866-TEX-POOL**

Location ID 000077789

Investor ID 000007123

TexPool Update

Available under the Statements tab, the Summary Statement allows you to view or download a single statement that summarizes all of your TexPool and TexPool Prime accounts for one month. Need to see this information for more than one month? Select the Custom Summary Statement!

TexPool Summary

Pool Name	Beginning Balance	Total Deposits	Total Withdrawals	Total Interest	Current Balance	Average Balance
Texas Local Government Investment Pool	\$9,120.20	\$0.00	\$0.00	\$8.06	\$9,128.26	\$9,120.46
Total Dollar Value	\$9,120.20	\$0.00	\$0.00	\$8.06	\$9,128.26	

Portfolio Value

Pool Name	Pool/Account	Market Value (10/01/2017)	Share Price (10/31/2017)	Shares Owned (10/31/2017)	Market Value (10/31/2017)
Texas Local Government Investment Pool	449/1160200002	\$9,120.20	\$1.00	9,128.260	\$9,128.26
Total Dollar Value		\$9,120.20			\$9,128.26

Interest Summary

Pool Name	Pool/Account	Month-to-Date Interest	Year-to-Date Interest
Texas Local Government Investment Pool	449/1160200002	\$8.06	\$61.64
Total		\$8.06	\$61.64



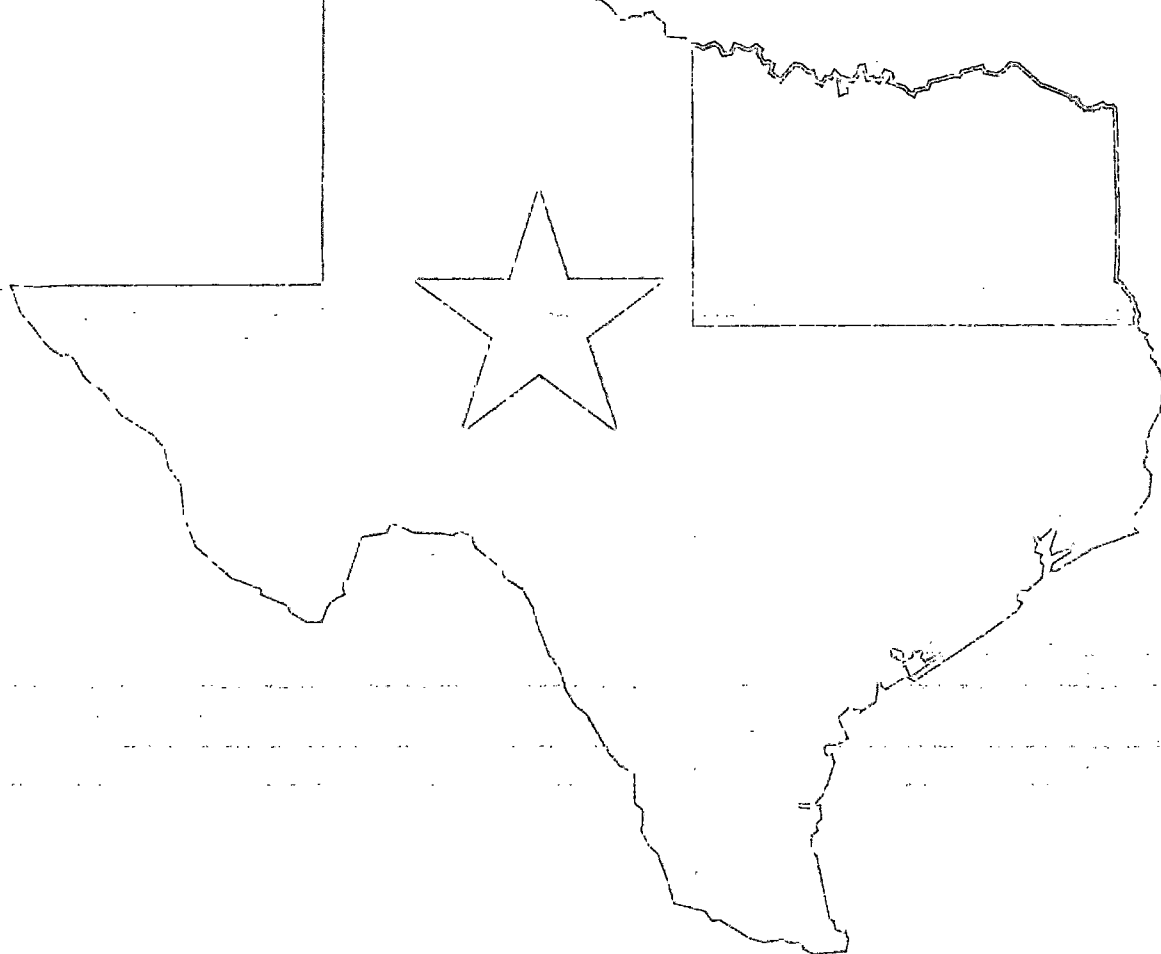
Transaction Detail

Texas Local Government Investment Pool

Participant: HUNT COUNTY

Pool/Account: 449/1160200002

Transaction Date	Settlement Date	Transaction Description	Transaction Dollar Amount	Share Price	Shares This Transaction	Shares Owned
10/01/2017	10/01/2017	BEGINNING BALANCE	\$9,120.20	\$1.00		9,120.200
10/31/2017	10/31/2017	MONTHLY POSTING	\$8.06	\$1.00	8.060	9,128.260
Account Value as of 10/31/2017			\$9,128.26	\$1.00		9,128.260



TexPool Participant Services
 C/O Federated Investors Inc.
 1001 Texas Avenue, Suite 1400
 Houston, TX 77002



Participant Statement

HUNT COUNTY
 JAIL LAWSUIT SETTLEMENT FUND
 ATTN DELORES SHELTON
 PO BOX 1097
 GREENVILLE TX 75403-1097

Statement Period **10/01/2017 - 10/31/2017**

Page 1 of 2

Customer Service 1-866-TEX-POOL
 Location ID 000077789
 Investor ID 000018410

TexPool Update

Available under the Statements tab, the Summary Statement allows you to view or download a single statement that summarizes all of your TexPool and TexPool Prime accounts for one month. Need to see this information for more than one month? Select the Custom Summary Statement!

TexPool Summary

Pool Name	Beginning Balance	Total Deposits	Total Withdrawals	Total Interest	Current Balance	Average Balance
Texas Local Government Investment Pool	\$3,177,801.25	\$0.00	\$0.00	\$2,784.69	\$3,180,585.94	\$3,177,891.08
Total Dollar Value	\$3,177,801.25	\$0.00	\$0.00	\$2,784.69	\$3,180,585.94	

Portfolio Value

Pool Name	Pool/Account	Market Value (10/01/2017)	Share Price (10/31/2017)	Shares Owned (10/31/2017)	Market Value (10/31/2017)
Texas Local Government Investment Pool	449/1160200013	\$3,177,801.25	\$1.00	3,180,585.94	\$3,180,585.94
Total Dollar Value		\$3,177,801.25			\$3,180,585.94

Interest Summary

Pool Name	Pool/Account	Month-to-Date Interest	Year-to-Date Interest
Texas Local Government Investment Pool	449/1160200013	\$2,784.69	\$21,426.17
Total		\$2,784.69	\$21,426.17



Transaction Detail

Texas Local Government Investment Pool

Participant: HUNT COUNTY

Pool/Account: 449/1160200013

Transaction Date	Settlement Date	Transaction Description	Transaction Dollar Amount	Share Price	Shares This Transaction	Shares Owned
10/01/2017	10/01/2017	BEGINNING BALANCE	\$3,177,801.25	\$1.00		3,177,801.250
10/31/2017	10/31/2017	MONTHLY POSTING	\$2,784.69	\$1.00	2,784.690	3,180,585.940
Account Value as of 10/31/2017			\$3,180,585.94	\$1.00		3,180,585.940

