

14,924

**Delores Shelton, CIO, CCT
Hunt County Treasurer**

FY 11: Monthly Report, November 2017

FILED FOR RECORD
at 11:15 o'clock a M

DEC 27 2017

JENNIFER LINDENZWEIG
County Clerk, Hunt County, TX
By *Jennifer Lindenzweig*

The Treasurers' Monthly Report includes money received and disbursed as well as funds invested and debt due by Hunt County. The Treasurer's Books and the Auditor's General Ledger agree. The Bank Statements have been reconciled and approved by the County Auditor.

This affidavit must state the amount of cash and other assets that are in the custody of the county treasurer at the time of the examination. (LGC 114.026) **Month End Balance: \$25,748,476.74**

Therefore, Delores Shelton, County Treasurer of Hunt County, Texas, who being fully sworn, upon oath says that the within and foregoing report is true and correct to the best of her knowledge.

This report will be filed with accompanying reports this 27 day of December, 2017.

Delores Shelton

Delores Shelton, Hunt County Treasurer

Commissioners' Court having compared and examined the Treasurer's Report as presented and subject to independent auditor's review, certify the report to be correct and therefore request it be filed with the official minutes of this meeting. LGC 114.026(c)

John L. Horn

John L. Horn, Hunt County Judge

Eric Evans

Eric Evans, Comm., Pct #1

Tod McMahan

Tod McMahan, Comm., Pct #2

Phillip A. Martin

Phillip Martin, Comm., Pct #3



Jim Latham

Jim Latham, Comm., Pct #4

**Hunt County Treasurer
Monthly Report
November 2017**

Hunt County Funds	Beginning Balance	Money Received	Money Disbursed	Transfer In/Out Investment	Month End Balance
10-GENERAL	5,043,674.40	2,628,137.20	-2,391,165.91	0.00	5,280,645.69
10-TexPool Investment	1,040,834.09	898.76	0.00	0.00	1,041,732.85
10-TexStar Investment	2,246,783.12	1,975.06	0.00	0.00	2,248,758.18
10-InWood Nat'l Bank CD	571,596.48	606.84	0.00	0.00	572,203.32
10-InWood Nat'l Bank CD-2	512,653.23	544.26	0.00	0.00	513,197.49
10-TexPool Invstmnt,Jail	3,180,585.94	2,746.42	0.00	0.00	3,183,332.36
10-Logic G.O.	1,912,206.15	2,029.53	0.00	0.00	1,914,235.68
10-General Fund Totals:	14,508,333.41	2,636,938.07	-2,391,165.91	0.00	14,754,105.57
15-Exchange Bldg	577,186.79	52,293.15	-8,658.08		620,821.86
20-Law Library	10,801.53	4,448.00	-8,503.61		6,745.92
21-R&B #1	100,196.92	112,393.04	-70,432.86	0.00	142,157.10
21-R&B #1, TexPool Invest	335,522.03	289.72	0.00	0.00	335,811.75
21-R&B #1, Logic	432,167.67	458.72	0.00	0.00	432,626.39
21-R&B #1 Fund Totals:	867,886.62	113,141.48	-70,432.86	0.00	910,595.24
22-R&B #2	60,908.92	112,110.35	-217,162.26	80,000.00	35,857.01
22-R&B #2, TexPool Invest	44,049.88	38.04	0.00	0.00	44,087.92
22-R&B #2, Logic	121,607.07	117.60	0.00	-80,000.00	41,724.67
22-R&B #2 Fund Totals:	226,565.87	112,265.99	-217,162.26	0.00	121,669.60
23-R&B #3	44,094.35	148,674.87	-150,515.02	0.00	42,254.20
23-R&B #3, TexPool Invest	132,871.61	114.74	0.00	0.00	132,986.35
23-R&B #3, Logic	171,609.95	182.13	0.00	0.00	171,792.08
23-R&B #3 Fund Totals:	348,575.91	148,971.74	-150,515.02	0.00	347,032.63
24-R&B #4	69,730.94	115,093.05	-161,281.13	30,000.00	53,542.86
24-R&B #4, TexPool Invest	306,016.93	260.72	0.00	-30,000.00	276,277.65
24-R&B #4, Logic	297,368.85	315.58	0.00	0.00	297,684.43
24-R&B #4 Fund Totals:	673,116.72	115,669.35	-161,281.13	0.00	627,504.94
25-Health Private	32,350.79	2,025.00	-3,319.51		31,056.28
26-State Health Services	-52,766.72	2,888.89	-31,766.16		-81,643.99
27-Hunt County Grants	-165,052.25	142,736.72	-124,047.42		-146,362.95
44-Road Bonds	-268,592.71	0.00	0.00		-268,592.71
44-Road Bonds, Logic	6,023,662.21	6,393.23			6,030,055.44
44-Road Bond Totals:	5,755,069.50	6,393.23	0.00		5,761,462.73
45-Capital Improvement	0.00	0.00	0.00		0.00
61-Right of Way Fund	13,165.62	0.00	0.00		13,165.62
61-Right of Way FundTxPoc	9,128.26	7.87	0.00		9,136.13
61-Right of Way Fund Totals:	22,293.88	7.87			22,301.75
68-JP, DDC Fee Fund	140,168.68	1,031.88	-1,496.28		139,704.28

**Hunt County Treasurer
Monthly Report
November 2017**

Hunt County Funds	Beginning Balance	Money Received	Money Disbursed	Transfer In/Out Investment	Month End Balance
70-Voter Admin 19	0.00	0.00	0.00		0.00
71-DC Record Managment	11,094.92	462.52	0.00		11,557.44
74-Elections Special	77,593.68	0.00	0.00		77,593.68
75-CA-DWI	14,490.88	153.81	0.00		14,644.69
81-CC Rec Mgt Preservatic	568,190.66	17,105.81	-100.00		585,196.47
82-Courthouse Security	48,039.39	4,002.71	-5,283.38		46,758.72
83-Justice Court Sec.	65,223.91	450.95	-539.83		65,135.03
84-District Clerk Archive	38,676.24	668.00	0.00		39,344.24
85-Co & District Court Tecl	4,407.07	177.35	0.00		4,584.42
86-County Record Preserv	91,987.27	1,270.00	-1,088.64		92,168.63
87-Justice Court Technolo	17,883.73	1,803.76	-1,322.64		18,364.85
88-County Clerk Archive	591,605.72	15,490.00	0.00		607,095.72
89-County Record Mgt Pre	28,953.26	1,674.88	0.00		30,628.14
91-LEOSE	46,641.34	0.00	-444.78		46,196.56
95-Juv Prob. Center Fnd	527,189.58	1,092.08	-38,691.58		489,590.08
96-Juv Prob "A-Z" Grant	93,334.76	55,735.62	-52,680.87		96,389.51
<hr/>					
50-Debt Service (I&S)	180,437.10	83,034.84	-4.98	0.00	263,466.96
50-Debt Service TexPool Ir	144,642.83	124.91	0.00	0.00	144,767.74
50-Debt Service Fund Tota	325,079.93	83,159.75	-4.98	0.00	408,234.70
<hr/>					
Total of Funds:	25,494,923.07	3,522,058.61	-3,268,504.94	0.00	25,748,476.74

**Hunt County Treasurer
Monthly Report
November 2017**

HUNT COUNTY DEBT

	Mo. Beginning	Payment	Balance Due
Reserve State Comptroller	825,236.12	-1,888.23	823,347.89
Reserve St Comptroller II	174,630.82	-2,960.00	171,670.82
2015 Tax Notes	1,955,000.00	0.00	1,955,000.00
Series 2015 Refund Bonds	2,005,000.00	0.00	2,005,000.00
2017 Road Bond Payable	5,795,000.00	0.00	5,795,000.00
2017 Road Bond Prem	289,750.00	0.00	289,750.00
Liability Comp. Absence	349,029.00	0.00	349,029.00
R&B 2 Equipmnt BB&T	175,104.15	-12,444.87	162,659.28
R&B 2 Equipmnt SPFC	124,957.10	-8,851.29	116,105.81
R&B 3 Equipmnt SPFC	280,611.86	-7,191.65	273,420.21
OPEB Pension Liability	5,869,339.00	0.00	5,869,339.00
GASB 68 Pension Liabilty	5,887,608.00	0.00	5,887,608.00
Def. Resource Inflow Pensn	631,495.00		631,495.00
Totals:	24,362,761.05	-33,336.04	24,329,425.01

2017	TexPool	Tex Star	Logic		InWood-CD	InWood-CD
January	0.5385%	0.5452%			1.25%	1.25%
February	0.5591%	0.5533%			1.25%	1.25%
March	0.6222%	0.6269%			1.25%	1.25%
April	0.7121%	0.7140%			1.25%	1.25%
May	0.7689%	0.7535%			1.25%	1.25%
June	0.8817%	0.8631%	1.1333%		1.25%	1.25%
July	0.9714%	0.9827%	1.2408%		1.25%	1.25%
August	0.9989%	1.0343%	1.2660%		1.25%	1.25%
September	1.0151%	1.0384%	1.2827%		1.25%	1.25%
October	1.0318%	1.0482%	1.2845%		1.25%	1.25%
November	1.0506%	1.0695%	1.2913%		1.25%	1.25%
December						

2016	TexPool	Tex Star			InWood-CD	InWood-CD
January	0.2674%	0.2713%			1.25%	1.25%
February	0.3010%	0.3147%			1.25%	1.25%
March	0.3273%	0.3450%			1.25%	1.25%
April	0.3380%	0.3696%			1.25%	1.25%
May	0.3399%	0.3664%			1.25%	1.25%
June	0.3633%	0.3927%			1.25%	1.25%
July	0.3690%	0.3861%			1.25%	1.25%
August	0.3737%	0.3990%			1.25%	1.25%
September	0.3799%	0.4123%			1.25%	1.25%
October	0.3828%	0.4202%			1.25%	1.25%
November	0.3987%	0.4144%			1.25%	1.25%
December	0.4570%	0.4815%			1.25%	1.25%

2015	TexPool	Tex Star	Chase	Retiree	InWood-CD	InWood-CD	ANB
January	0.0465%	0.0542%	0.0300%	0.0300%	0.95%		
February	0.0441%	0.0548%	0.0300%	0.0300%	0.95%		
March	0.0480%	0.0604%	0.0300%	0.0300%	0.95%		
April	0.0524%	0.0701%	0.0300%	0.0300%	0.95%		
May	0.0553%	0.0643%	0.0300%	0.0300%	0.95%		
June	0.0575%	0.0719%	0.0000%	0.0000%	0.95%		0.25%
July	0.0630%	0.0722%	Moved to ANB		0.95%		0.15%
August	0.0716%	0.0823%	"	"	0.95%		0.15%
September	0.0850%	0.0994%			0.95%		
October	0.0966%	0.1099%			1.25%	1.25%	
November	0.1105%	0.1155%			1.25%	1.25%	
December	0.1863%	0.1868%			1.25%	1.25%	

2014	TexPool	Tex Star	Chase	Retiree	InWood-CD
January	0.0273%	0.0303%	0.0700%	0.0500%	0.75%
February	0.0283%	0.0318%	0.0700%	0.0500%	0.75%
March	0.0299%	0.0400%	0.0700%	0.0500%	0.75%
April	0.0336%	0.0379%	0.0500%	0.0300%	0.75%
May	0.0244%	0.0273%	0.0500%	0.0300%	0.75%

HUNT COUNTY, TEXAS
 POOLED CASH REPORT (FUND 99)
 AS OF: NOVEMBER 30TH, 2017

FUND ACCOUNT	BEGINNING BALANCE	CURRENT ACTIVITY	CURRENT BALANCE
CLAIM ON CASH	0.00 [ST]		
10-10001 CLAI	5,280,645.69 [H]	5,043,674.40	236,971.29
15-10001 CLAI	620,821.86 [H]	577,186.79	43,635.07
20-10001 CLAI	6,745.92 [H]	10,801.53 (4,055.61)
21-10001 CLAI	142,157.10 [H]	100,196.92	41,960.18
22-10001 CLAI	35,857.01 [H]	60,908.92 (25,051.91)
23-10001 CLAI	42,254.20 [H]	44,094.35 (1,840.15)
24-10001 CLAI	53,542.86 [H]	69,730.94 (16,188.08)
25-10001 CLAI	31,056.28 [H]	32,350.79 (1,294.51)
26-10001 CLAI	81,643.99 [H]	(52,766.72) (28,877.27) (
27-10001 CLAI	146,362.95 [H]	(165,052.25)	18,689.30 (
44-10001 CLAI	13,165.62 [H]	(268,592.71)	0.00 (
45-10001 CLAI	268,592.71 [H]	0.00	0.00
61-10001 CLAI	13,165.62 [H]	13,165.62	0.00
68-10001 CLAI	139,704.28 [H]	140,168.68 (464.40)
70-10001 CLAI	11,557.44 [H]	0.00	0.00
71-10001 CLAI	77,593.68 [H]	11,094.92	462.52
74-10001 CLAI	77,593.68 [H]	77,593.68	0.00
75-10001 CLAI	14,644.69 [H]	14,490.88	153.81
81-10001 CLAI	585,196.47 [H]	568,190.66	17,005.81
82-10001 CLAI	585,196.47 [H]	48,039.39 (1,280.67)
83-10001 CLAI	46,758.72 [H]	65,223.91 (88.88)
84-10001 CLAI	65,135.03 [H]	38,676.24	668.00
85-10001 CLAI	39,344.24 [H]	4,407.07	177.35
86-10001 CLAI	4,584.42 [H]	91,987.27	181.36
87-10001 CLAI	92,168.63 [H]	17,883.73	481.12
88-10001 CLAI	18,364.85 [H]	591,605.72	15,490.00
89-10001 CLAI	607,095.72 [H]	28,953.26	1,674.88
91-10001 CLAI	30,628.14 [H]	46,641.34 (444.78)
95-10001 CLAI	46,196.56 [H]	527,189.58 (37,599.50)
96-10001 CLAI	96,389.51 [H]	93,334.76	3,054.75
97-10001 CLAI	0.00 [H]	0.00	0.00
TOTAL CLAIM ON	489,590.08 [H]	7,831,179.67	263,419.68
CASH IN BANK -	8,094,599.35 [TL]		
99-10000 PP	8,094,599.35 [H]	9,083.87	613,072.97
99-10001 GE	8,094,599.35 [H]	7,822,095.80 (349,653.29)
SUBTOTAL CAS	0.00 [TL]	7,831,179.67	263,419.68
WAGES PAYABLE			
99-21000 WAGES PAYABLE		0.00	0.00
SUBTOTAL WAGES PAYABLE		0.00	0.00
TOTAL CASH IN BANK - POOLED CASH		7,831,179.67	263,419.68



BALANCE SHEET

AS OF: NOVEMBER 30TH, 2017

40 -LONG TERM DEBT ACCT GROUP

ACCOUNT# TITLE

ASSETS

=====

19110	PRINC. STATE COMPTROLLER	0.00	
19603	2015 TAX NOTES	0.00	
19604	SERIES 2015 REFUND. BONDS	0.00	
19605	2005 REFUNDING BOND	0.00	
19716	PRIN. COMPTR. UPGRADE 08	0.00	
19720	AMT. TO BE PROVIDED FOR COMPEN	0.00	
19722	PHASE II - JOHNSON CONTROLS	0.00	
19723	PCT 2 RECLAIMER	0.00	
19810	DEF.RESOURCE OUTFLOW PENSION	<u>5,925,567.00</u>	
			<u>5,925,567.00</u>

TOTAL ASSETS 5,925,567.00

=====

LIABILITIES

=====

27110	RESERVE STATE COMPTROLLER	823,347.89	
27111	RESERVE STATE COMPTROLLER II	171,670.82	
27603	2015 TAX NOTES	1,955,000.00	
27604	SERIES 2015 REFUND. BONDS	2,005,000.00	
27605	2005 G.O. REFUNDING BOND	0.00	
27608	2017 ROAD BONDS PAYABLE	5,795,000.00	
27695	BOND PREMIUM PAYABLE	0.00	
27696	2017 ROAD BONDS PREMIUM	289,750.00	
27716	RESERV. COMPTR. UPGRADE 08	0.00	
27720	LIABILITY FOR COMPENSATED ABSE	349,029.00	
27722	PHASE II - JOHNSON CONTROLS	0.00	
27723	PCT 2 EQUIPMENT BB&T	162,659.28	
27724	PCT 2 EQUIPMENT SPFC	116,105.81	
27725	PCT 3 EQUIPMENT SPFC	273,420.21	
27805	OPEB PENSION LIABILITY	5,869,339.00	
27806	GASB 68 PENSION LIABILITY	5,887,608.00	
27810	DEF. RESOURCE INFLOW PENSION	<u>631,495.00</u>	
	TOTAL LIABILITIES		<u>24,329,425.01</u> ✓

EQUITY

=====

33000	Unreserved Fund Balance	(<u>18,403,858.01</u>)	
	TOTAL BEGINNING EQUITY	(18,403,858.01)	
	TOTAL EQUITY & REV. OVER/(UNDER) EXP.	(<u>18,403,858.01</u>)	

TOTAL LIABILITIES, EQUITY & REV.OVER/(UNDER) EXP. 5,925,567.00

=====

TexPool

Overview Portfolio Characteristics Performance Literature

Daily Performance from 12-05-2017 to 12-14-2017

As of Date	Daily Net Yield (%)	Dividend Factor	7 Day Net Yield (%)	Daily Assets (\$)	NAV (\$)	Weighted Average Maturity (WAM)	Weighted Average Life (WAL)
12-05-2017	1.0762	0.000029485	1.0700	14,929,281,007.23	0.99990	31	97
12-06-2017	1.0792	0.000029567	1.0700	14,983,125,767.73	0.99990	31	96
12-07-2017	1.0795	0.000029574	1.0700	15,027,728,243.81	0.99990	31	95
12-08-2017	1.0885	0.000029821	1.0800	15,167,656,532.43	0.99990	33	98
12-09-2017	1.0885	0.000029821	1.0800	15,167,656,532.43	0.99990	33	98
12-10-2017	1.0885	0.000029821	1.0800	15,167,656,532.43	0.99990	33	98
12-11-2017	1.0918	0.000029913	1.0800	15,189,256,010.78	0.99990	30	95
12-12-2017	1.0965	0.000030041	1.0900	15,446,143,821.05	0.99990	31	92
12-13-2017	1.1122	0.000030470	1.0900	15,545,326,818.33	0.99987	31	90
12-14-2017	1.1768	0.000032240	1.1100	15,586,875,196.69	0.99988	32	95

Monthly Performance from 09-30-2017 to 11-30-2017

As of Date	Average Monthly Rate (%)	Average Monthly Dividend Factor	Average Monthly 7 Day Rate (%)	Average Monthly Balance (\$)	Weighted Average Maturity (WAM)	Weighted Average Life (WAL)	Participants
09-30-2017	1.0151	0.000027612	1.0133	15,472,089,777.50	34	100	2431
10-31-2017	1.0318	0.000028268	1.0310	15,324,952,765.88	35	96	2439
11-30-2017	1.0506	0.000028783	1.0483	15,339,841,222.81	33	99	2443

Previous Performance Data

[Daily Performance Data January 1997 - April 2002 \(PDF\)](#)

[Monthly Performance Data January 1990 - March 2002 \(PDF\)](#)

Performance quoted represents past performance which is no guarantee of future results. Investment return will vary. The value of an investment, when redeemed, may be worth more or less than the original cost. Current performance may be lower or higher than what is stated.

An investment in the Pool is not insured or guaranteed by any government or government agency. Although the manager of the Pool seeks to preserve principal, it is possible to lose money by depositing money in the Pool.

For more complete information, see the investment policy and information statement available on this website. You should consider the investment's objectives, risks, charges, and expenses carefully before investing. Information about these and other important subjects is in the investment policy and information statement which you should read carefully before investing.

Please note that daily fund prices, dividend factors and yield information (collectively, the "Pricing Information") are posted to this web page at approximately 4:00 p.m. ET and are updated each day that the New York Stock Exchange is open for regular trading. Daily gross yields and 7 day unsubsidized net yields are updated at approximately 8:30 p.m. ET. Daily fund prices, dividend factors, and yield information are subject to normal quality control, validation, and verification after such posting, and prior to 10:00 a.m. ET the next business day, remain subject to change. Taxable Money Market Fund daily dividend factors, may include short term capital gains. Please take this into consideration when using this information.

Federated Investment Counseling

Not FDIC Insured

May Lose Value

No Bank Guarantee

Copyright © 2017 Federated Investors, Inc.



Monthly Rate History

Rate History

Year: 2017 ▼

Month	Avg. Rate
JAN	0.5452%
FEB	0.5533%
MAR	0.6269%
APR	0.7140%
MAY	0.7535%
JUN	0.8631%
JUL	0.9827%
AUG	1.0343%
SEP	1.0384%
OCT	1.0482%
NOV	1.0695%

(1) This weighted average maturity calculation uses the SEC rule 2a7 definition for stated maturity for any floating rate instruments held in the portfolio to determine the weighted average maturity for the pool. This rule specifies that a variable rate instrument to be paid in 397 calendar days or less shall be deemed to have a maturity equal to the period remaining until the next readjustment of the interest rate.

(2) This weighted average maturity calculation uses the final maturity of any floating rate instruments held in the portfolio to calculate the weighted average maturity for the pool.

(3) The yield for each date reflects a partial waiver of management fees, as provided for in the TexSTAR Information Statement.

TexSTAR Participant Services * FirstSouthwest
 1201 Elm Street, Suite 3500 * Dallas, Texas 75270 * www.texstar.org * 1-800-TEX-STAR * 214-953-8890 * FAX 214-953-8878



Monthly Rate History

Rate History

Year: ▼

Month	Avg. Rate
January	0.9642%
February	0.9716%
March	1.0089%
April	1.0739%
May	1.0761%
June	1.1333%
July	1.2408%
August	1.2660%
September	1.2827%
October	1.2845%
November	1.2913%

(1) This weighted average maturity calculation uses the SEC rule 2a7 definition for stated maturity for any floating rate instruments held in the portfolio to determine the weighted average maturity for the pool. This rule specifies that a variable rate instrument to be paid in 397 calendar days or less shall be deemed to have a maturity equal to the period remaining until the next readjustment of the interest rate.

(2) This weighted average maturity calculation uses the final maturity of any floating rate instruments held in the portfolio to calculate the weighted average maturity for the pool.

For further assistance, please contact LOGIC Participant Services at 1-800-895-6442.



HUNT COUNTY
 ATTN DELORES SHELTON
 PO BOX 1097
 GREENVILLE TX 75403-1097

MONTHLY STATEMENT OF ACCOUNT

ACCOUNT: 1161011110

ACCOUNT NAME: GENERAL OPERATING

STATEMENT PERIOD: 11/01/2017 - 11/30/2017

TEXSTAR MONTHLY SUMMARY: THE AVERAGE MONTHLY RATE WAS 1.0695%. THE AVERAGE WEIGHTED AVERAGE MATURITY WAS 38 DAYS AND THE NET ASSET VALUE FOR 11/30/17 WAS .999932.

MONTHLY ACTIVITY DETAIL

TRANSACTION DATE	DESCRIPTION	CONFIRMATION NUMBER	TRANSACTION AMOUNT	BALANCE
	BEGINNING BALANCE			2,246,783.12
11/30/2017	MONTHLY POSTING	9999888	1,975.06	2,248,758.18
	ENDING BALANCE			2,248,758.18

MONTHLY ACCOUNT SUMMARY

BEGINNING BALANCE	2,246,783.12
TOTAL DEPOSITS	0.00
TOTAL WITHDRAWALS	0.00
TOTAL INTEREST	1,975.06
ENDING BALANCE	2,248,758.18
AVERAGE BALANCE	2,246,783.12

ACTIVITY SUMMARY (YEAR-TO-DATE)

ACCOUNT NAME	DEPOSITS	WITHDRAWALS	INTEREST
GENERAL OPERATING	3,000,000.00	2,000,000.00	27,394.57





HUNT COUNTY
ATTN DELORES SHELTON
PO BOX 1097
GREENVILLE TX 75403-1097

MONTHLY STATEMENT OF ACCOUNT

ACCOUNT: 6001017001

ACCOUNT NAME: GO FUND

STATEMENT PERIOD: 11/01/2017 - 11/30/2017

LOGIC MONTHLY SUMMARY: THE AVERAGE MONTHLY RATE WAS 1.2913%. THE AVERAGE WEIGHTED AVERAGE MATURITY WAS 35 DAYS AND THE NET ASSET VALUE FOR 11/30/17 WAS 1.000054

MONTHLY ACTIVITY DETAIL

TRANSACTION DATE	DESCRIPTION	CONFIRMATION NUMBER	TRANSACTION AMOUNT	BALANCE
	BEGINNING BALANCE			1,912,206.15
11/30/2017	MONTHLY POSTING	9999888	2,029.53	1,914,235.68
	ENDING BALANCE			1,914,235.68

MONTHLY ACCOUNT SUMMARY

BEGINNING BALANCE	1,912,206.15
TOTAL DEPOSITS	0.00
TOTAL WITHDRAWALS	0.00
TOTAL INTEREST	2,029.53
ENDING BALANCE	1,914,235.68
AVERAGE BALANCE	1,912,206.15

ACTIVITY SUMMARY (YEAR-TO-DATE)

ACCOUNT NAME	DEPOSITS	WITHDRAWALS	INTEREST
GO FUND	2,401,000.00	500,000.00	13,235.68





HUNT COUNTY
ATTN DELORES SHELTON
PO BOX 1097
GREENVILLE TX 75403-1097

MONTHLY STATEMENT OF ACCOUNT

ACCOUNT: 6001017002

ACCOUNT NAME: R&B #1

STATEMENT PERIOD: 11/01/2017 - 11/30/2017

LOGIC MONTHLY SUMMARY: THE AVERAGE MONTHLY RATE WAS 1.2913%. THE AVERAGE WEIGHTED AVERAGE MATURITY WAS 35 DAYS AND THE NET ASSET VALUE FOR 11/30/17 WAS 1.000054

MONTHLY ACTIVITY DETAIL

TRANSACTION DATE	DESCRIPTION	CONFIRMATION NUMBER	TRANSACTION AMOUNT	BALANCE
	BEGINNING BALANCE			432,167.67
11/30/2017	MONTHLY POSTING	9999888	458.72	432,626.39
	ENDING BALANCE			432,626.39

MONTHLY ACCOUNT SUMMARY

BEGINNING BALANCE	432,167.67
TOTAL DEPOSITS	0.00
TOTAL WITHDRAWALS	0.00
TOTAL INTEREST	458.72
ENDING BALANCE	432,626.39
AVERAGE BALANCE	432,167.67

ACTIVITY SUMMARY (YEAR-TO-DATE)

ACCOUNT NAME	DEPOSITS	WITHDRAWALS	INTEREST
R&B #1	450,000.00	20,000.00	2,626.39





HUNT COUNTY
 ATTN DELORES SHELTON
 PO BOX 1097
 GREENVILLE TX 75403-1097

MONTHLY STATEMENT OF ACCOUNT

ACCOUNT: 6001017003

ACCOUNT NAME: R&B #2

STATEMENT PERIOD: 11/01/2017 - 11/30/2017

LOGIC MONTHLY SUMMARY: THE AVERAGE MONTHLY RATE WAS 1.2913%. THE AVERAGE WEIGHTED AVERAGE MATURITY WAS 35 DAYS AND THE NET ASSET VALUE FOR 11/30/17 WAS 1.000054

MONTHLY ACTIVITY DETAIL

TRANSACTION DATE	DESCRIPTION	CONFIRMATION NUMBER	TRANSACTION AMOUNT	BALANCE
	BEGINNING BALANCE			121,607.07
11/27/2017	WIRE WITHDRAWAL	6087936	80,000.00 -	41,607.07
11/30/2017	MONTHLY POSTING	9999888	117.60	41,724.67
	ENDING BALANCE			41,724.67

MONTHLY ACCOUNT SUMMARY

BEGINNING BALANCE	121,607.07
TOTAL DEPOSITS	0.00
TOTAL WITHDRAWALS	80,000.00
TOTAL INTEREST	117.60
ENDING BALANCE	41,724.67
AVERAGE BALANCE	110,940.40

ACTIVITY SUMMARY (YEAR-TO-DATE)

ACCOUNT NAME	DEPOSITS	WITHDRAWALS	INTEREST
R&B #2	400,000.00	360,000.00	1,724.67





HUNT COUNTY
 ATTN DELORES SHELTON
 PO BOX 1097
 GREENVILLE TX 75403-1097

MONTHLY STATEMENT OF ACCOUNT

ACCOUNT: 6001017004

ACCOUNT NAME: R&B #3

STATEMENT PERIOD: 11/01/2017 - 11/30/2017

LOGIC MONTHLY SUMMARY: THE AVERAGE MONTHLY RATE WAS 1.2913%. THE AVERAGE WEIGHTED AVERAGE MATURITY WAS 35 DAYS AND THE NET ASSET VALUE FOR 11/30/17 WAS 1.000054

MONTHLY ACTIVITY DETAIL

TRANSACTION DATE	DESCRIPTION	CONFIRMATION NUMBER	TRANSACTION AMOUNT	BALANCE
	BEGINNING BALANCE			171,609.95
11/30/2017	MONTHLY POSTING	9999888	182.13	171,792.08
	ENDING BALANCE			171,792.08

MONTHLY ACCOUNT SUMMARY

BEGINNING BALANCE	171,609.95
TOTAL DEPOSITS	0.00
TOTAL WITHDRAWALS	0.00
TOTAL INTEREST	182.13
ENDING BALANCE	171,792.08
AVERAGE BALANCE	171,609.95

ACTIVITY SUMMARY (YEAR-TO-DATE)

ACCOUNT NAME	DEPOSITS	WITHDRAWALS	INTEREST
R&B #3	400,000.00	230,000.00	1,792.08





HUNT COUNTY
 ATTN DELORES SHELTON
 PO BOX 1097
 GREENVILLE TX 75403-1097

MONTHLY STATEMENT OF ACCOUNT

ACCOUNT: 6001017005

ACCOUNT NAME: R&B #4

STATEMENT PERIOD: 11/01/2017 - 11/30/2017

LOGIC MONTHLY SUMMARY: THE AVERAGE MONTHLY RATE WAS 1.2913%. THE AVERAGE WEIGHTED AVERAGE MATURITY WAS 35 DAYS AND THE NET ASSET VALUE FOR 11/30/17 WAS 1.000054

MONTHLY ACTIVITY DETAIL

TRANSACTION DATE	DESCRIPTION	CONFIRMATION NUMBER	TRANSACTION AMOUNT	BALANCE
	BEGINNING BALANCE			297,368.85
11/30/2017	MONTHLY POSTING	9999888	315.58	297,684.43
	ENDING BALANCE			297,684.43

MONTHLY ACCOUNT SUMMARY

BEGINNING BALANCE	297,368.85
TOTAL DEPOSITS	0.00
TOTAL WITHDRAWALS	0.00
TOTAL INTEREST	315.58
ENDING BALANCE	297,684.43
AVERAGE BALANCE	297,368.85

ACTIVITY SUMMARY (YEAR-TO-DATE)

ACCOUNT NAME	DEPOSITS	WITHDRAWALS	INTEREST
R&B #4	550,000.00	255,000.00	2,684.43





HUNT COUNTY
ATTN DELORES SHELTON
PO BOX 1097
GREENVILLE TX 75403-1097

MONTHLY STATEMENT OF ACCOUNT

ACCOUNT: 6001017006

ACCOUNT NAME: ROAD BONDS

STATEMENT PERIOD: 11/01/2017 - 11/30/2017

LOGIC MONTHLY SUMMARY: THE AVERAGE MONTHLY RATE WAS 1.2913%. THE AVERAGE WEIGHTED AVERAGE MATURITY WAS 35 DAYS AND THE NET ASSET VALUE FOR 11/30/17 WAS 1.000054

MONTHLY ACTIVITY DETAIL

TRANSACTION DATE	DESCRIPTION	CONFIRMATION NUMBER	TRANSACTION AMOUNT	BALANCE
	BEGINNING BALANCE			6,023,662.21
11/30/2017	MONTHLY POSTING	9999888	6,393.23	6,030,055.44
	ENDING BALANCE			6,030,055.44

MONTHLY ACCOUNT SUMMARY

BEGINNING BALANCE	6,023,662.21
TOTAL DEPOSITS	0.00
TOTAL WITHDRAWALS	0.00
TOTAL INTEREST	6,393.23
ENDING BALANCE	6,030,055.44
AVERAGE BALANCE	6,023,662.21

ACTIVITY SUMMARY (YEAR-TO-DATE)

ACCOUNT NAME	DEPOSITS	WITHDRAWALS	INTEREST
ROAD BONDS	6,000,000.00	0.00	30,055.44





Participant Statement

HUNT COUNTY
 GENERAL FUND
 ATTN: DELORES SHELTON
 PO BOX 1097
 GREENVILLE TX 75403-1097

Statement Period **11/01/2017 - 11/30/2017**

Page 1 of 2

Customer Service **1-866-TEX-POOL**
 Location ID 000077789
 Investor ID 000007125

TexPool Update

Happy Holidays from TexPool Participant Services!

TexPool Summary

Pool Name	Beginning Balance	Total Deposits	Total Withdrawals	Total Interest	Current Balance	Average Balance
Texas Local Government Investment Pool	\$1,040,834.09	\$0.00	\$0.00	\$898.76	\$1,041,732.85	\$1,040,864.05
Total Dollar Value	\$1,040,834.09	\$0.00	\$0.00	\$898.76	\$1,041,732.85	

Portfolio Value

Pool Name	Pool/Account	Market Value (11/01/2017)	Share Price (11/30/2017)	Shares Owned (11/30/2017)	Market Value (11/30/2017)
Texas Local Government Investment Pool	449/1160200004	\$1,040,834.09	\$1.00	1,041,732.850	\$1,041,732.85
Total Dollar Value		\$1,040,834.09			\$1,041,732.85

Interest Summary

Pool Name	Pool/Account	Month-to-Date Interest	Year-to-Date Interest
Texas Local Government Investment Pool	449/1160200004	\$898.76	\$26,427.17
Total		\$898.76	\$26,427.17

Transaction Detail

Texas Local Government Investment Pool

Participant: HUNT COUNTY

Pool/Account: 449/1160200004

Transaction Date	Settlement Date	Transaction Description	Transaction Dollar Amount	Share Price	Shares This Transaction	Shares Owned
11/01/2017	11/01/2017	BEGINNING BALANCE	\$1,040,834.09	\$1.00		1,040,834.090
11/30/2017	11/30/2017	MONTHLY POSTING	\$898.76	\$1.00	898.760	1,041,732.850



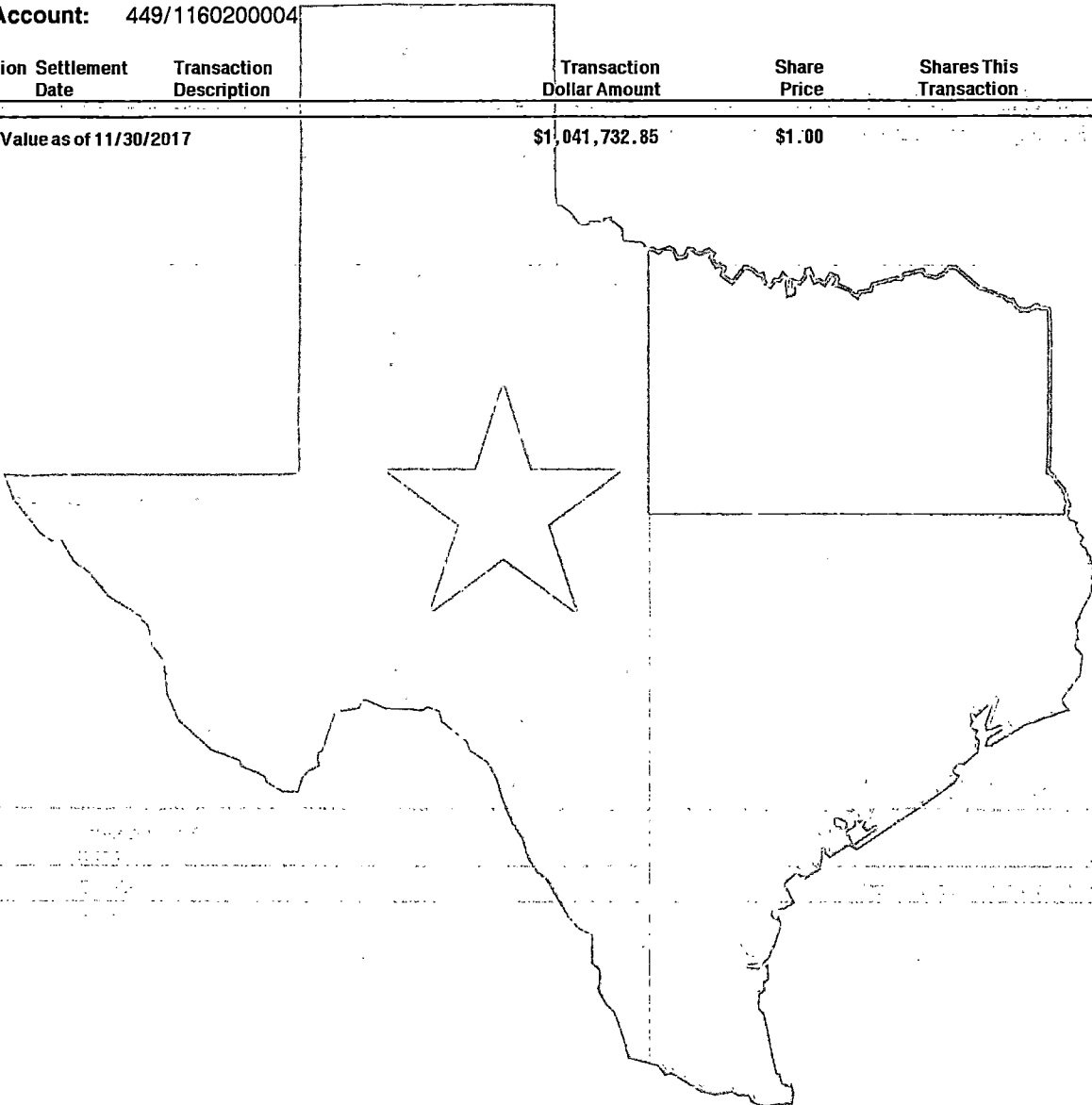
Transaction Detail (continued)

Texas Local Government Investment Pool

Participant: HUNT COUNTY

Pool/Account: 449/1160200004

Transaction Date	Settlement Date	Transaction Description	Transaction Dollar Amount	Share Price	Shares This Transaction	Shares Owned
		Account Value as of 11/30/2017	\$1,041,732.85	\$1.00		1,041,732.850





Participant Statement

HUNT COUNTY
 ROAD & BRIDGE #1
 ATTN DELORES SHELTON
 PO BOX 1097
 GREENVILLE TX 75403-1097

Statement Period 11/01/2017 - 11/30/2017

Page 1 of 2

Customer Service 1-866-TEX-POOL
 Location ID 000077789
 Investor ID 000011918

TexPool Update

Happy Holidays from TexPool Participant Services!

TexPool Summary

Pool Name	Beginning Balance	Total Deposits	Total Withdrawals	Total Interest	Current Balance	Average Balance
Texas Local Government Investment Pool	\$335,522.03	\$0.00	\$0.00	\$289.72	\$335,811.75	\$335,531.69
Total Dollar Value	\$335,522.03	\$0.00	\$0.00	\$289.72	\$335,811.75	

Portfolio Value

Pool Name	Pool/Account	Market Value (11/01/2017)	Share Price (11/30/2017)	Shares Owned (11/30/2017)	Market Value (11/30/2017)
Texas Local Government Investment Pool	449/1160200007	\$335,522.03	\$1.00	335,811.750	\$335,811.75
Total Dollar Value		\$335,522.03			\$335,811.75

Interest Summary

Pool Name	Pool/Account	Month-to-Date Interest	Year-to-Date Interest
Texas Local Government Investment Pool	449/1160200007	\$289.72	\$4,665.01
Total		\$289.72	\$4,665.01

Transaction Detail

Texas Local Government Investment Pool

Participant: HUNT COUNTY

Pool/Account: 449/1160200007

Transaction Date	Settlement Date	Transaction Description	Transaction Dollar Amount	Share Price	Shares This Transaction	Shares Owned
11/01/2017	11/01/2017	BEGINNING BALANCE	\$335,522.03	\$1.00		335,522.030
11/30/2017	11/30/2017	MONTHLY POSTING	\$289.72	\$1.00	289.720	335,811.750



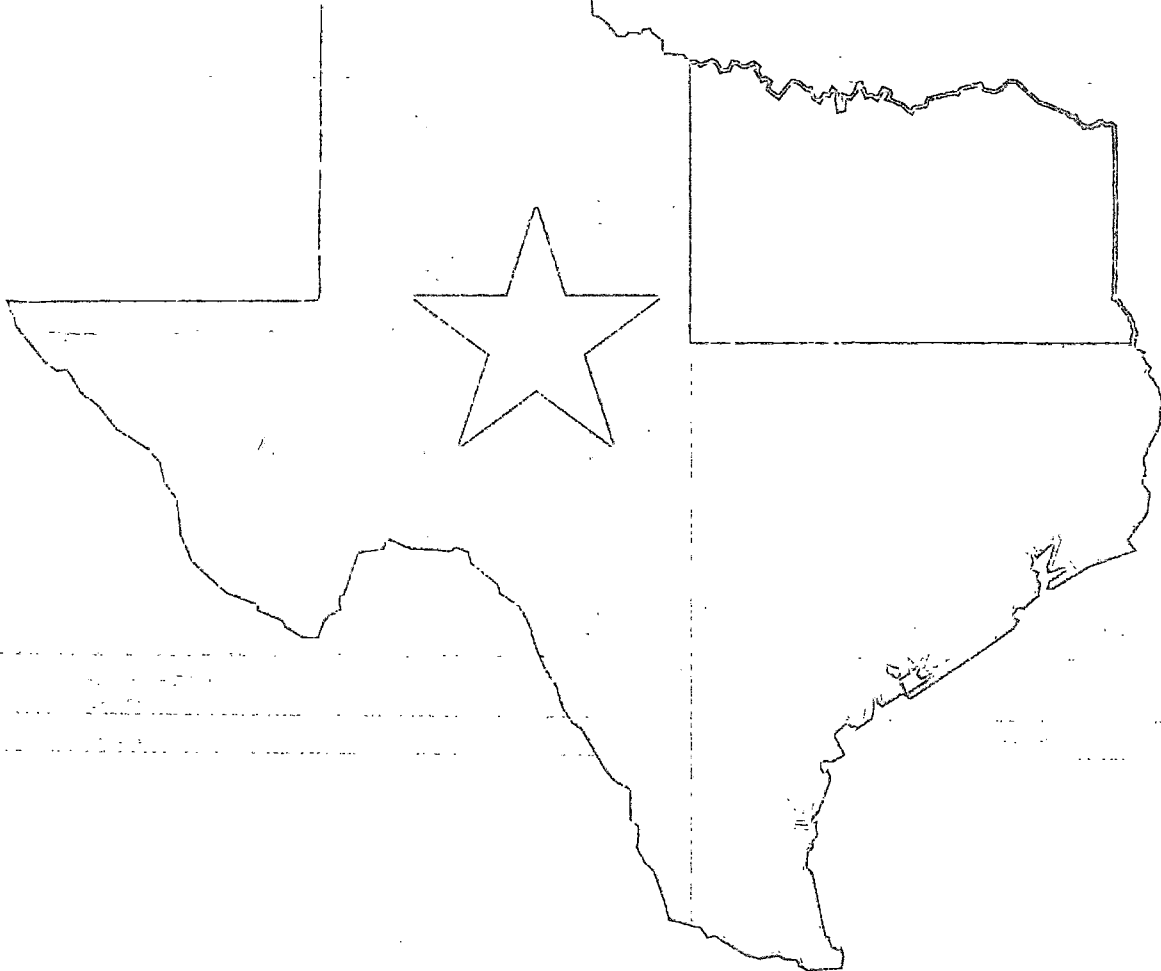
Transaction Detail (continued)

Texas Local Government Investment Pool

Participant: HUNT COUNTY

Pool/Account: 449/1160200007

Transaction Date	Settlement Date	Transaction Description	Transaction Dollar Amount	Share Price	Shares This Transaction	Shares Owned
		Account Value as of 11/30/2017	\$335,811.75	\$1.00		335,811.750



TexPool Participant Services
 C/O Federated Investors Inc.
 1001 Texas Avenue, Suite 1400
 Houston, TX 77002



Participant Statement

HUNT COUNTY
 ROAD & BRIDGE #2
 ATTN DELORES SHELTON
 PO BOX 1097
 GREENVILLE TX 75403-1097

Statement Period **11/01/2017 - 11/30/2017**

Page 1 of 2

Customer Service **1-866-TEX-POOL**
 Location ID **000077789**
 Investor ID **000011919**

TexPool Update

Happy Holidays from TexPool Participant Services!

TexPool Summary

Pool Name	Beginning Balance	Total Deposits	Total Withdrawals	Total Interest	Current Balance	Average Balance
Texas Local Government Investment Pool	\$44,049.88	\$0.00	\$0.00	\$38.04	\$44,087.92	\$44,051.15
Total Dollar Value	\$44,049.88	\$0.00	\$0.00	\$38.04	\$44,087.92	

Portfolio Value

Pool Name	Pool/Account	Market Value (11/01/2017)	Share Price (11/30/2017)	Shares Owned (11/30/2017)	Market Value (11/30/2017)
Texas Local Government Investment Pool	449/1160200008	\$44,049.88	\$1.00	44,087.920	\$44,087.92
Total Dollar Value		\$44,049.88			\$44,087.92

Interest Summary

Pool Name	Pool/Account	Month-to-Date Interest	Year-to-Date Interest
Texas Local Government Investment Pool	449/1160200008	\$38.04	\$3,524.92
Total		\$38.04	\$3,524.92

Transaction Detail

Texas Local Government Investment Pool

Participant: HUNT COUNTY

Pool/Account: 449/1160200008

Transaction Date	Settlement Date	Transaction Description	Transaction Dollar Amount	Share Price	Shares This Transaction	Shares Owned
11/01/2017	11/01/2017	BEGINNING BALANCE	\$44,049.88	\$1.00		44,049.880
11/30/2017	11/30/2017	MONTHLY POSTING	\$38.04	\$1.00	38.040	44,087.920



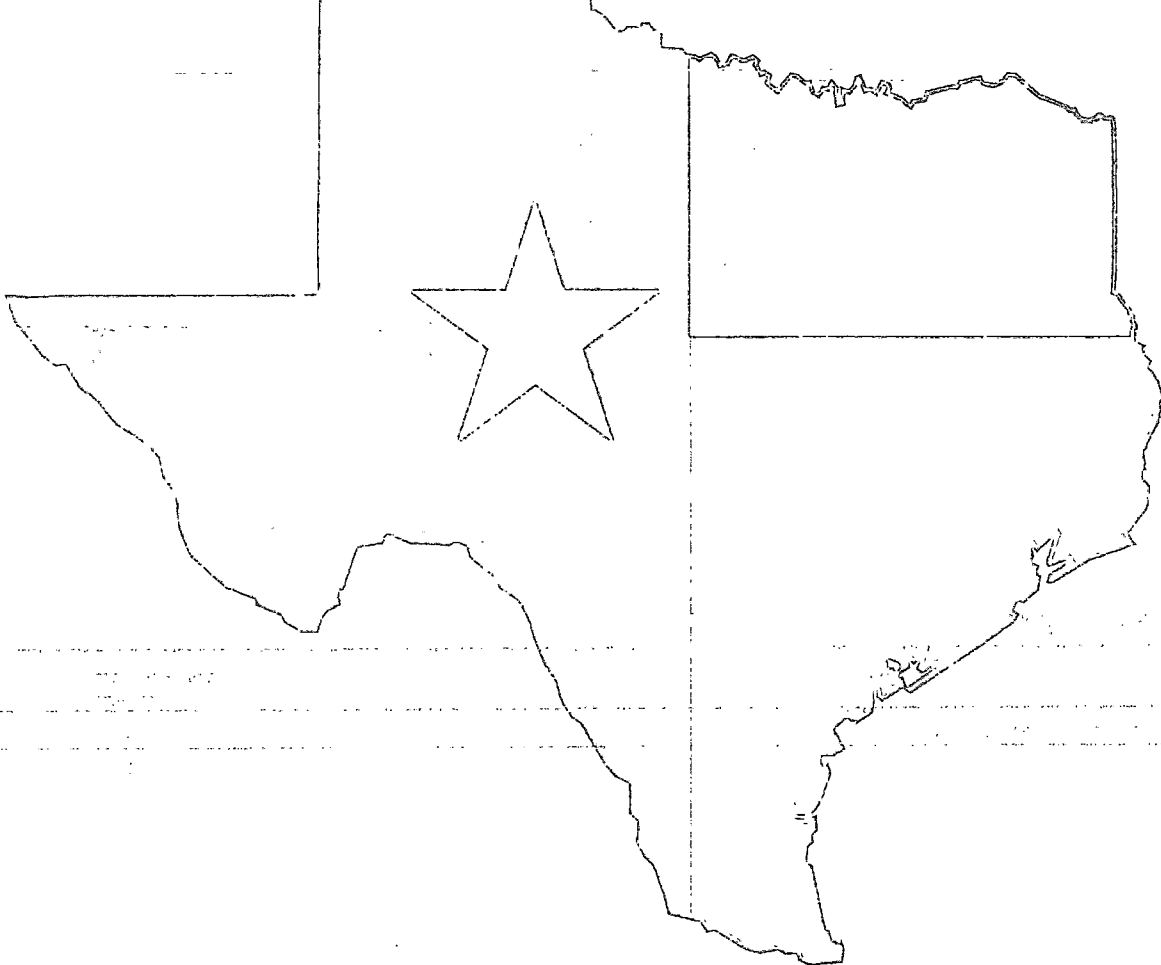
Transaction Detail (continued)

Texas Local Government Investment Pool

Participant: HUNT COUNTY

Pool/Account: 449/1160200008

Transaction Date	Settlement Date	Transaction Description	Transaction Dollar Amount	Share Price	Shares This Transaction	Shares Owned
		Account Value as of 11/30/2017	\$44,087.92	\$1.00		44,087.920



TexPool Participant Services
 C/O Federated Investors Inc.
 1001 Texas Avenue, Suite 1400
 Houston, TX 77002



Participant Statement

HUNT COUNTY
 ROAD & BRIDGE #3
 ATTN DELORES SHELTON
 PO BOX 1097
 GREENVILLE TX 75403-1097

Statement Period **11/01/2017 - 11/30/2017**

Page 1 of 2

Customer Service **1-866-TEX-POOL**
 Location ID **000077789**
 Investor ID **000011920**

TexPool Update

Happy Holidays from TexPool Participant Services!

TexPool Summary

Pool Name	Beginning Balance	Total Deposits	Total Withdrawals	Total Interest	Current Balance	Average Balance
Texas Local Government Investment Pool	\$132,871.61	\$0.00	\$0.00	\$114.74	\$132,986.35	\$132,875.43
Total Dollar Value	\$132,871.61	\$0.00	\$0.00	\$114.74	\$132,986.35	

Portfolio Value

Pool Name	Pool/Account	Market Value (11/01/2017)	Share Price (11/30/2017)	Shares Owned (11/30/2017)	Market Value (11/30/2017)
Texas Local Government Investment Pool	449/1160200009	\$132,871.61	\$1.00	132,986.350	\$132,986.35
Total Dollar Value		\$132,871.61			\$132,986.35

Interest Summary

Pool Name	Pool/Account	Month-to-Date Interest	Year-to-Date Interest
Texas Local Government Investment Pool	449/1160200009	\$114.74	\$3,245.91
Total		\$114.74	\$3,245.91

Transaction Detail

Texas Local Government Investment Pool

Participant: HUNT COUNTY

Pool/Account: 449/1160200009

Transaction Date	Settlement Date	Transaction Description	Transaction Dollar Amount	Share Price	Shares This Transaction	Shares Owned
11/01/2017	11/01/2017	BEGINNING BALANCE	\$132,871.61	\$1.00		132,871.610
11/30/2017	11/30/2017	MONTHLY POSTING	\$114.74	\$1.00	114.740	132,986.350



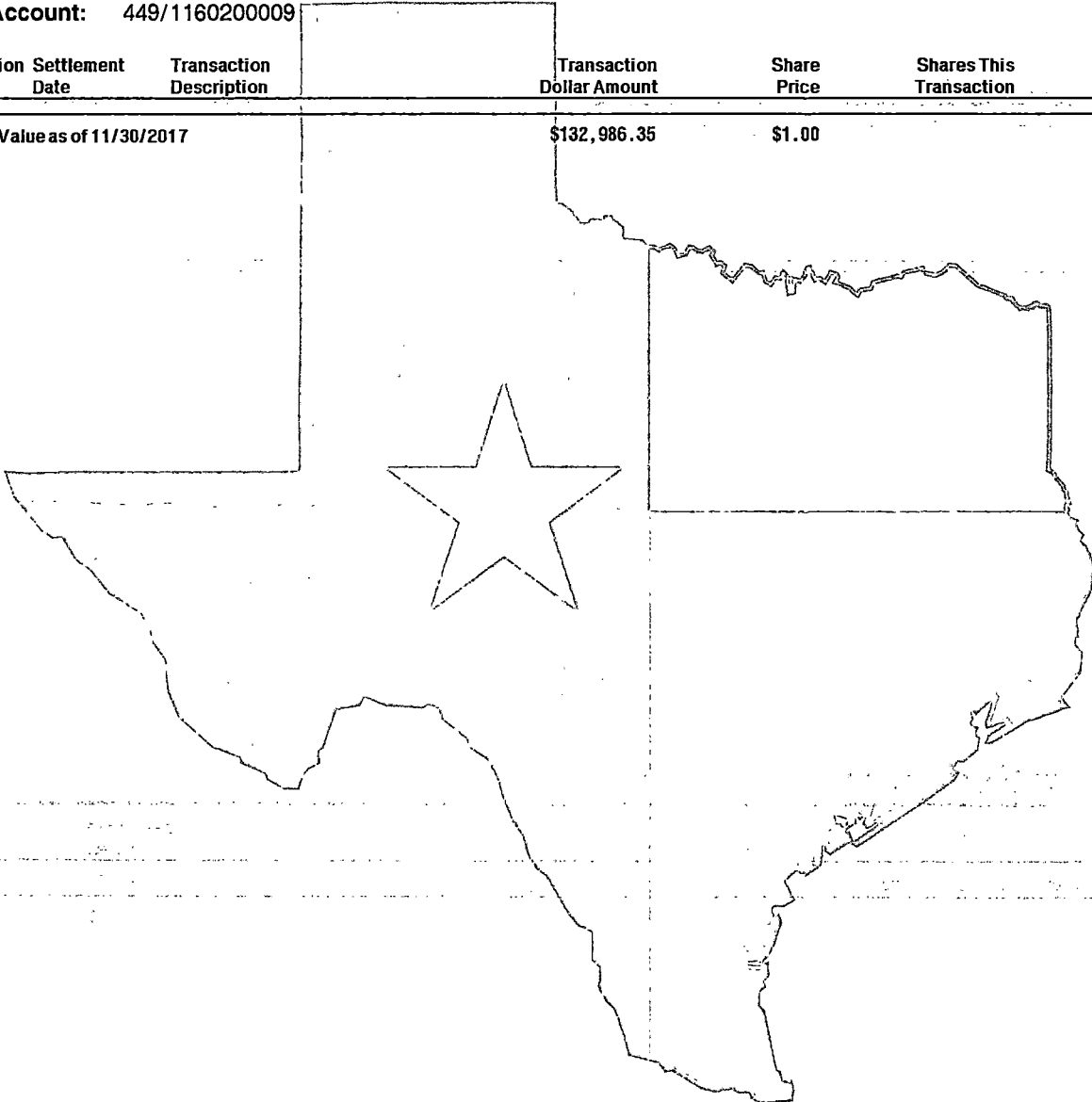
Transaction Detail (continued)

Texas Local Government Investment Pool

Participant: HUNT COUNTY

Pool/Account: 449/1160200009

Transaction Date	Settlement Date	Transaction Description	Transaction Dollar Amount	Share Price	Shares This Transaction	Shares Owned
		Account Value as of 11/30/2017	\$132,986.35	\$1.00		132,986.350



TexPool Participant Services
 C/O Federated Investors Inc.
 1001 Texas Avenue, Suite 1400
 Houston, TX 77002



Participant Statement

HUNT COUNTY
 ROAD & BRIDGE #4
 ATTN DELORES SHELTON
 PO BOX 1097
 GREENVILLE TX 75403-1097

Statement Period **11/01/2017 - 11/30/2017**

Page 1 of 2

Customer Service **1-866-TEX-POOL**
 Location ID **000077789**
 Investor ID **000011921**

TexPool Update

Happy Holidays from TexPool Participant Services!

TexPool Summary

Pool Name	Beginning Balance	Total Deposits	Total Withdrawals	Total Interest	Current Balance	Average Balance
Texas Local Government Investment Pool	\$306,016.93	\$0.00	\$30,000.00	\$260.72	\$276,277.65	\$302,025.62
Total Dollar Value	\$306,016.93	\$0.00	\$30,000.00	\$260.72	\$276,277.65	

Portfolio Value

Pool Name	Pool/Account	Market Value (11/01/2017)	Share Price (11/30/2017)	Shares Owned (11/30/2017)	Market Value (11/30/2017)
Texas Local Government Investment Pool	449/1160200010	\$306,016.93	\$1.00	276,277.650	\$276,277.65
Total Dollar Value		\$306,016.93			\$276,277.65

Interest Summary

Pool Name	Pool/Account	Month-to-Date Interest	Year-to-Date Interest
Texas Local Government Investment Pool	449/1160200010	\$260.72	\$5,394.93
Total		\$260.72	\$5,394.93

Transaction Detail

Texas Local Government Investment Pool

Participant: HUNT COUNTY

Pool/Account: 449/1160200010

Transaction Date	Settlement Date	Transaction Description	Transaction Dollar Amount	Share Price	Shares This Transaction	Shares Owned
11/01/2017	11/01/2017	BEGINNING BALANCE	\$306,016.93	\$1.00		306,016.930
11/27/2017	11/27/2017	WITHDRAWAL	\$30,000.00-	\$1.00	30,000.000-	276,016.930
11/30/2017	11/30/2017	MONTHLY POSTING	\$260.72	\$1.00	260.720	276,277.650



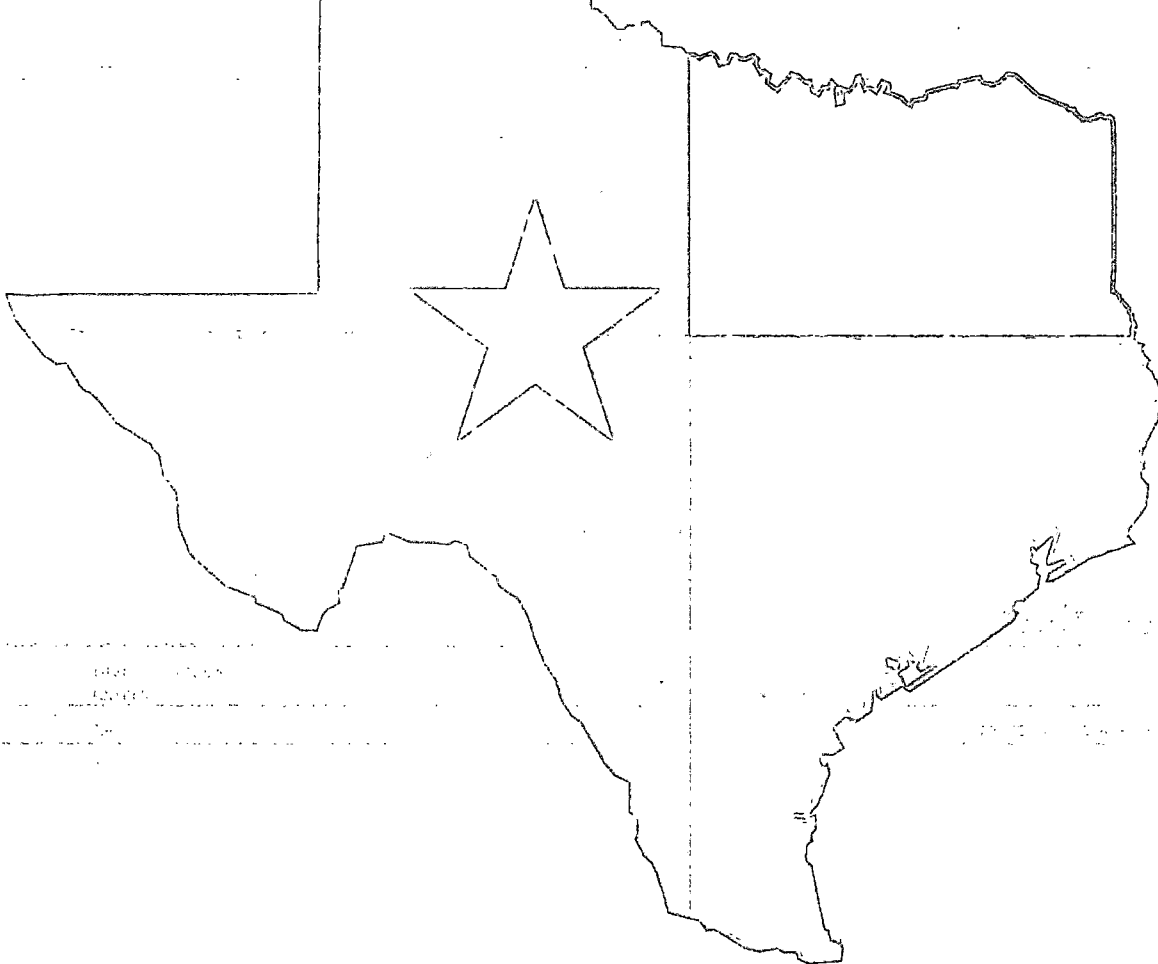
Transaction Detail (continued)

Texas Local Government Investment Pool

Participant: HUNT COUNTY

Pool/ Account: 449/1160200010

Transaction Date	Settlement Date	Transaction Description	Transaction Dollar Amount	Share Price	Shares This Transaction	Shares Owned
		Account Value as of 11/30/2017	\$276,277.65	\$1.00		276,277.650



TexPool Participant Services
 C/O Federated Investors Inc.
 1001 Texas Avenue, Suite 1400
 Houston, TX 77002



Participant Statement

HUNT COUNTY
 DEBT SERVICE FUND
 ATTN: DELORES SHELTON
 PO BOX 1097
 GREENVILLE TX 75403-1097

Statement Period **11/01/2017 - 11/30/2017**

Page 1 of 2

Customer Service **1-866-TEX-POOL**
 Location ID **000077789**
 Investor ID **000007124**

TexPool Update

Happy Holidays from TexPool Participant Services!

TexPool Summary

Pool Name	Beginning Balance	Total Deposits	Total Withdrawals	Total Interest	Current Balance	Average Balance
Texas Local Government Investment Pool	\$144,642.83	\$0.00	\$0.00	\$124.91	\$144,767.74	\$144,646.99
Total Dollar Value	\$144,642.83	\$0.00	\$0.00	\$124.91	\$144,767.74	

Portfolio Value

Pool Name	Pool/Account	Market Value (11/01/2017)	Share Price (11/30/2017)	Shares Owned (11/30/2017)	Market Value (11/30/2017)
Texas Local Government Investment Pool	449/1160200003	\$144,642.83	\$1.00	144,767.740	\$144,767.74
Total Dollar Value		\$144,642.83			\$144,767.74

Interest Summary

Pool Name	Pool/Account	Month-to-Date Interest	Year-to-Date Interest
Texas Local Government Investment Pool	449/1160200003	\$124.91	\$1,280.69
Total		\$124.91	\$1,280.69

Transaction Detail

Texas Local Government Investment Pool

Participant: HUNT COUNTY

Pool/Account: 449/1160200003

Transaction Date	Settlement Date	Transaction Description	Transaction Dollar Amount	Share Price	Shares This Transaction	Shares Owned
11/01/2017	11/01/2017	BEGINNING BALANCE	\$144,642.83	\$1.00		144,642.830
11/30/2017	11/30/2017	MONTHLY POSTING	\$124.91	\$1.00	124.910	144,767.740



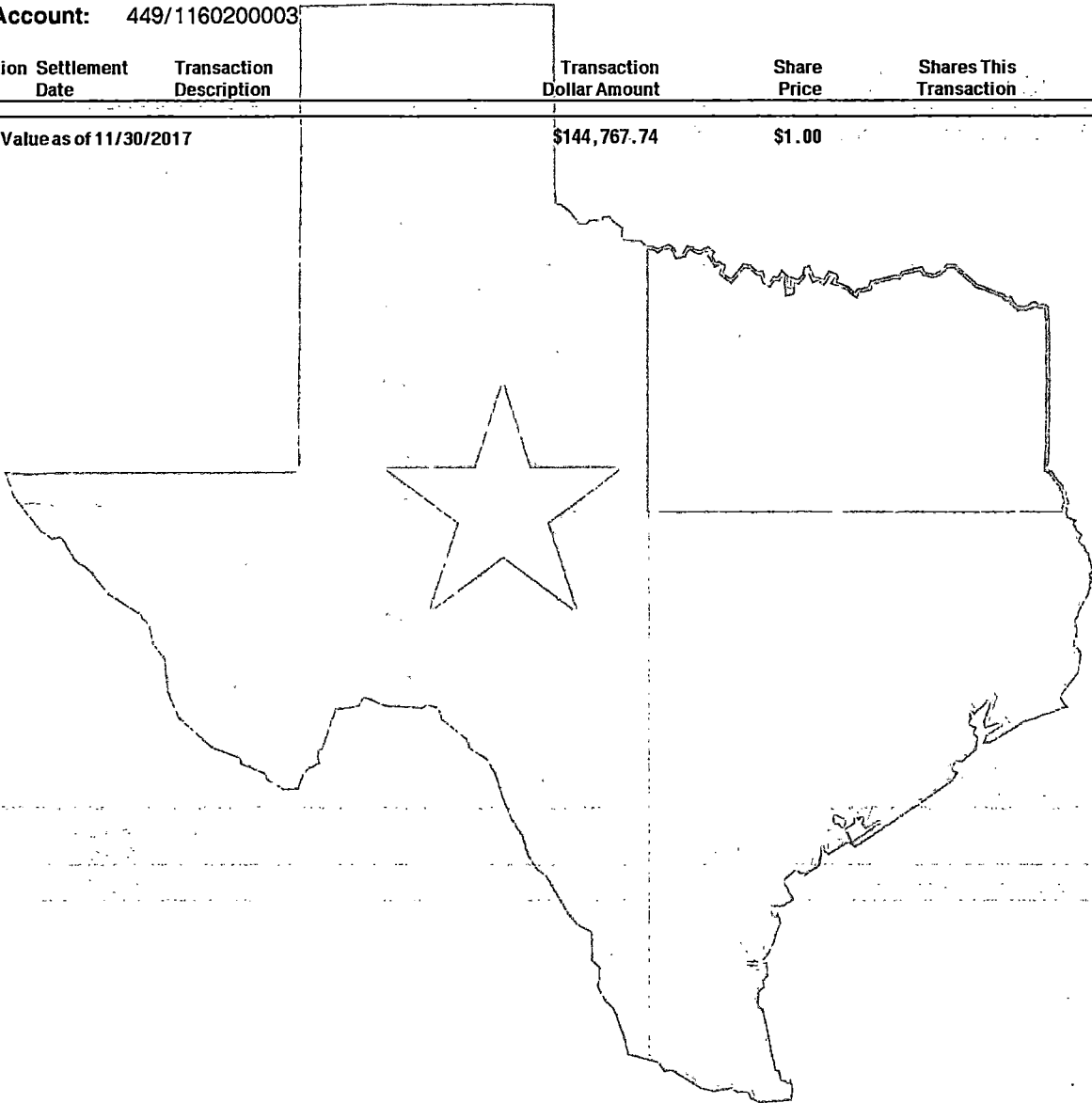
Transaction Detail (continued)

Texas Local Government Investment Pool

Participant: HUNT COUNTY

Pool/Account: 449/1160200003

Transaction Date	Settlement Date	Transaction Description	Transaction Dollar Amount	Share Price	Shares This Transaction	Shares Owned
Account Value as of 11/30/2017			\$144,767.74	\$1.00		144,767.740



TexPool Participant Services
 C/O Federated Investors Inc.
 1001 Texas Avenue, Suite 1400
 Houston, TX 77002



Participant Statement

HUNT COUNTY
 RIGHT OF WAY FUND
 ATTN: DELORES SHELTON
 PO BOX 1097
 GREENVILLE TX 75403-1097

Statement Period **11/01/2017 - 11/30/2017**

Page 1 of 2

Customer Service **1-866-TEX-POOL**
 Location ID 000077789
 Investor ID 000007123

TexPool Update

Happy Holidays from TexPool Participant Services!

TexPool Summary

Pool Name	Beginning Balance	Total Deposits	Total Withdrawals	Total Interest	Current Balance	Average Balance
Texas Local Government Investment Pool	\$9,128.26	\$0.00	\$0.00	\$7.87	\$9,136.13	\$9,128.52
Total Dollar Value	\$9,128.26	\$0.00	\$0.00	\$7.87	\$9,136.13	

Portfolio Value

Pool Name	Pool/Account	Market Value (11/01/2017)	Share Price (11/30/2017)	Shares Owned (11/30/2017)	Market Value (11/30/2017)
Texas Local Government Investment Pool	449/1160200002	\$9,128.26	\$1.00	9,136.130	\$9,136.13
Total Dollar Value		\$9,128.26			\$9,136.13

Interest Summary

Pool Name	Pool/Account	Month-to-Date Interest	Year-to-Date Interest
Texas Local Government Investment Pool	449/1160200002	\$7.87	\$69.51
Total		\$7.87	\$69.51

Transaction Detail

Texas Local Government Investment Pool

Participant: HUNT COUNTY

Pool/Account: 449/1160200002

Transaction Date	Settlement Date	Transaction Description	Transaction Dollar Amount	Share Price	Shares This Transaction	Shares Owned
11/01/2017	11/01/2017	BEGINNING BALANCE	\$9,128.26	\$1.00		9,128.260
11/30/2017	11/30/2017	MONTHLY POSTING	\$7.87	\$1.00	7.870	9,136.130



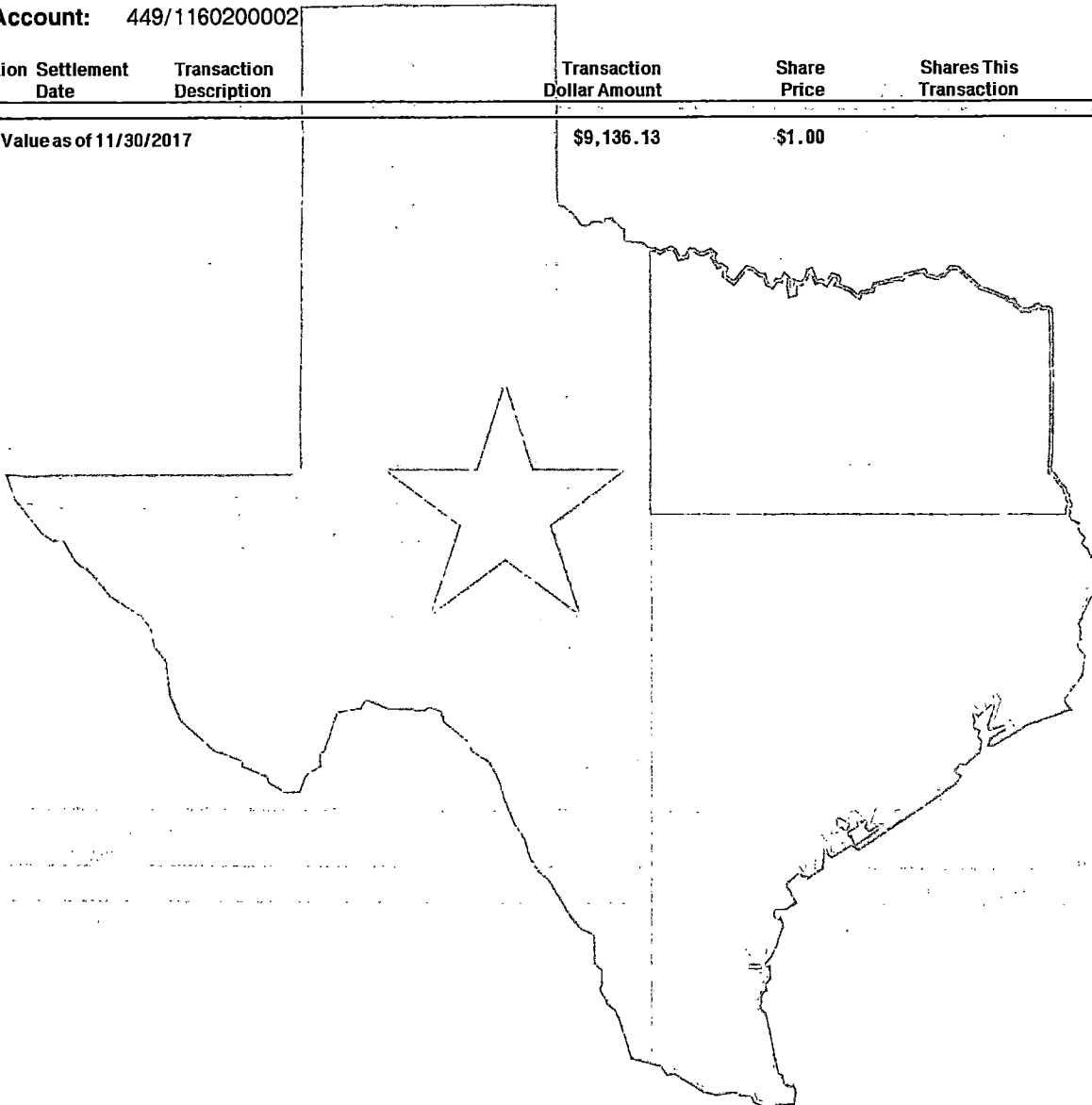
Transaction Detail (continued)

Texas Local Government Investment Pool

Participant: HUNT COUNTY

Pool/Account: 449/1160200002

Transaction Date	Settlement Date	Transaction Description	Transaction Dollar Amount	Share Price	Shares This Transaction	Shares Owned
		Account Value as of 11/30/2017	\$9,136.13	\$1.00		9,136.130



TexPool Participant Services
 C/O Federated Investors Inc.
 1001 Texas Avenue, Suite 1400
 Houston, TX 77002



Participant Statement

HUNT COUNTY
 JAIL LAWSUIT SETTLEMENT FUND
 ATTN DELORES SHELTON
 PO BOX 1097
 GREENVILLE TX 75403-1097

Statement Period **11/01/2017 - 11/30/2017**

Page 1 of 2

Customer Service **1-866-TEX-POOL**
 Location ID **000077789**
 Investor ID **000018410**

TexPool Update

Happy Holidays from TexPool Participant Services!

TexPool Summary

Pool Name	Beginning Balance	Total Deposits	Total Withdrawals	Total Interest	Current Balance	Average Balance
Texas Local Government Investment Pool	\$3,180,585.94	\$0.00	\$0.00	\$2,746.42	\$3,183,332.36	\$3,180,677.49
Total Dollar Value	\$3,180,585.94	\$0.00	\$0.00	\$2,746.42	\$3,183,332.36	

Portfolio Value

Pool Name	Pool/Account	Market Value (11/01/2017)	Share Price (11/30/2017)	Shares Owned (11/30/2017)	Market Value (11/30/2017)
Texas Local Government Investment Pool	449/1160200013	\$3,180,585.94	\$1.00	3,183,332.360	\$3,183,332.36
Total Dollar Value		\$3,180,585.94			\$3,183,332.36

Interest Summary

Pool Name	Pool/Account	Month-to-Date Interest	Year-to-Date Interest
Texas Local Government Investment Pool	449/1160200013	\$2,746.42	\$24,172.59
Total		\$2,746.42	\$24,172.59

Transaction Detail

Texas Local Government Investment Pool

Participant: HUNT COUNTY

Pool/Account: 449/1160200013

Transaction Date	Settlement Date	Transaction Description	Transaction Dollar Amount	Share Price	Shares This Transaction	Shares Owned
11/01/2017	11/01/2017	BEGINNING BALANCE	\$3,180,585.94	\$1.00		3,180,585.940
11/30/2017	11/30/2017	MONTHLY POSTING	\$2,746.42	\$1.00	2,746.420	3,183,332.360



DST 00151791

Transaction Detail (continued)

Texas Local Government Investment Pool

Participant: HUNT COUNTY

Pool/Account: 449/1160200013

Transaction Date	Settlement Date	Transaction Description	Transaction Dollar Amount	Share Price	Shares This Transaction	Shares Owned
		Account Value as of 11/30/2017	\$3,183,332.36	\$1.00		3,183,332.360

