

15,147

Delores Shelton, CIO, CCT
Hunt County Treasurer

FY 11: Monthly Report, May 2018

FILED FOR RECORD
at 12:05 o'clock P M
JUN 26 2018
By JENNIFER LINDENZWEIG
County Clerk, Hunt County, TX

The Treasurers' Monthly Report includes money received and disbursed as well as funds invested and debt due by Hunt County. The Treasurer's Books and the Auditor's General Ledger agree. The Bank Statements have been reconciled and approved by the County Auditor.


This affidavit must state the amount of cash and other assets that are in the custody of the county treasurer at the time of the examination. (LGC 114.026) **Month End Balance: \$36,303,008.04**


Therefore, Delores Shelton, County Treasurer of Hunt County, Texas, who being fully sworn, upon oath says that the within and foregoing report is true and correct to the best of her knowledge.


This report will be filed with accompanying reports this 26nd day of June, 2018.


Delores Shelton, Hunt County Treasurer


Commissioners' Court having compared and examined the Treasurer's Report as presented and subject to independent auditor's review, certify the report to be correct and therefore request it be filed with the official minutes of this meeting. LGC 114.026(c)


John L. Horn, Hunt County Judge


Eric Evans, Comm., Pct #1


Tod McMahan, Comm., Pct #2


Phillip Martin, Comm., Pct #3


Jim Latham, Comm., Pct #4

**Hunt County Treasurer
Monthly Report
May 2018**

Hunt County Funds	Beginning Balance	Money Received	Money Disbursed	Transfer In/Out Investment	Month End Balance
10-GENERAL	7,792,140.93	1,340,313.01	-2,535,128.38	0.00	6,597,325.56
10-TexPool Investment	2,052,479.44	2,991.06	0.00	0.00	2,055,470.50
10-TexStar Investment	2,764,031.47	4,051.49	0.00	0.00	2,768,082.96
10-InWood Nat'l Bank CD	575,168.44	590.92	0.00	0.00	575,759.36
10-InWood Nat'l Bank CD-2	515,856.85	529.99	0.00	0.00	516,386.84
10-TexPool Invstmnt,Jail	3,201,816.99	4,666.00	0.00	0.00	3,206,482.99
10-Logic G.O.	7,951,060.10	13,690.53		0.00	7,964,750.63
10-General Fund Totals:	24,852,554.22	1,366,833.00	-2,535,128.38	0.00	23,684,258.84
15-Exchange Bldg	750,758.72	53,112.43	-29,434.24		774,436.91
20-Law Library	10,574.53	4,653.97	-7,721.76		7,506.74
21-R&B #1	49,219.58	46,379.46	-410,717.26	350,000.00	34,881.78
21-R&B #1, TexPool Invest	388,222.24	429.38	0.00	-100,000.00	288,651.62
21-R&B #1, Logic	1,279,298.16	2,048.08	0.00	-250,000.00	1,031,346.24
21-R&B #1 Fund Totals:	1,716,739.98	48,856.92	-410,717.26	0.00	1,354,879.64
22-R&B #2	48,982.86	117,805.60	-197,307.97	90,000.00	59,480.49
22-R&B #2, TexPool Invest	94,578.73	137.82	0.00	0.00	94,716.55
22-R&B #2, Logic	549,838.54	801.55	0.00	-90,000.00	460,640.09
22-R&B #2 Fund Totals:	693,400.13	118,744.97	-197,307.97	0.00	614,837.13
23-R&B #3	57,179.65	50,539.07	-209,555.52	110,000.00	8,163.20
23-R&B #3, TexPool Invest	148,899.03	217.04	0.00	0.00	149,116.07
23-R&B #3, Logic	854,280.56	1,293.54	0.00	-110,000.00	745,574.10
23-R&B #3 Fund Totals:	1,060,359.24	52,049.65	-209,555.52	0.00	902,853.37
24-R&B #4	40,009.73	46,301.96	-104,902.45	40,000.00	21,409.24
24-R&B #4, TexPool Invest	273,179.51	343.57	0.00	-40,000.00	233,523.08
24-R&B #4, Logic	1,083,120.86	1,864.96	0.00	0.00	1,084,985.82
24-R&B #4 Fund Totals:	1,396,310.10	48,510.49	-104,902.45	0.00	1,339,918.14
25-Health Private	29,011.05	3,096.22	-7,273.64		24,833.63
26-State Health Services	-55,371.25	10,881.01	-31,067.31		-75,557.55
27-Hunt County Grants	-218,355.12	915.88	-9,468.69		-226,907.93
44-Road Bonds	-27,529.07	0.00	-87,538.58	200,000.00	84,932.35
44-Road Bonds, Logic	4,765,036.49	8,080.92		-200,000.00	4,573,117.41
44-Road Bond Totals:	4,737,507.42	8,080.92	-87,538.58	0.00	4,658,049.76
45-Capital Improvement	0.00	0.00	0.00		0.00
61-Right of Way Fund	13,165.62	0.00	0.00		13,165.62
61-Right of Way FundTxPoc	9,189.07	13.42	0.00		9,202.49
61-Right of Way Fund Total	22,354.69	13.42			22,368.11
68-JP, DDC Fee Fund	140,175.64	1,427.88	-782.87		140,820.65

**Hunt County Treasurer
Monthly Report
May 2018**

Hunt County Funds	Beginning Balance	Money Received	Money Disbursed	Transfer In/Out Investment	Month End Balance
70-Voter Admin 19	0.00	0.00	0.00		0.00
71-DC Record Managmnt	13,533.85	476.73	0.00		14,010.58
74-Elections Special	76,846.06	0.00	0.00		76,846.06
75-CA-DWI	13,128.75	118.74	0.00		13,247.49
77-PreTrial Intervention	1,920.00	3,397.01	0.00		5,317.01
81-CC Rec Mgt Preservatic	671,970.73	18,483.82	-611.57		689,842.98
82-Courthouse Security	47,777.36	4,635.99	-2,674.09		49,739.26
83-Justice Court Sec.	64,216.39	549.21	-574.22		64,191.38
84-District Clerk Archive	42,200.20	919.12	0.00		43,119.32
85-Co & District Court TecI	4,976.53	515.00	-793.00		4,698.53
86-County Record Preserv	90,658.57	1,079.71	-1,360.96		90,377.32
87-Justice Court Technolo	24,942.20	2,200.84	-1,606.59		25,536.45
88-County Clerk Archive	690,705.72	17,020.00	0.00		707,725.72
89-County Record Mgt Pre	40,325.48	2,259.80	0.00		42,585.28
91-LEOSE	57,155.95	0.00	-378.00		56,777.95
95-Juv Prob. Center Fnd	739,356.03	540.57	-40,334.31		699,562.29
96-Juv Prob "A-Z" Grant	90,947.82	60,786.68	-53,683.94		98,050.56
<hr/>					
50-Debt Service (I&S)	235,973.62	25,452.58	-8,164.32	0.00	253,261.88
50-Debt Service TexPool Ir	145,608.36	212.18	0.00	0.00	145,820.54
50-Debt Service Fund Tota	381,581.98	25,664.76	-8,164.32	0.00	399,082.42
<hr/>					
Total of Funds:	38,188,262.97	1,855,824.74	-3,741,079.67	0.00	36,303,008.04

**Hunt County Treasurer
Monthly Report
May 2018**

HUNT COUNTY DEBT

	Mo. Beginning	Payment	Balance Due
Reserve State Comptroller	813,906.74	-1,888.23	812,018.51
Reserve St Comptroller II	156,870.82	-2,960.00	153,910.82
2015 Tax Notes	1,915,000.00	0.00	1,915,000.00
Series 2015 Refund Bonds	1,010,000.00	0.00	1,010,000.00
2017 Road Bond Payable	5,510,000.00	0.00	5,510,000.00
2017 Road Bond Prem	289,750.00	0.00	289,750.00
Liability Comp Absence	349,029.00	0.00	349,029.00
R&B 2 Equipmnt BB&T	100,227.71	-12,527.86	87,699.85
R&B 2 Equipmnt SPFC	64,435.64	-8,919.67	55,515.97
R&B 3 Equipmnt SPFC	244,550.98	-7,591.52	236,959.46
OPEB Pension Liability	5,869,339.00	0.00	5,869,339.00
GASB 68 Pension Liabilty	5,887,608.00	0.00	5,887,608.00
Def. Resource Inflow Pensn	631,495.00		631,495.00
Totals:	22,842,212.89	-33,887.28	22,808,325.61

Invested Funds
May 2018

GENERAL Fund	Rate	Month Balance	
Logic	2.0273%	\$7,964,750.63	46.61%
Texpool	1.7159%	\$5,261,953.49	30.80%
Texstar	1.7258%	\$2,768,082.96	16.20%
InWood NTL CDs	1.2500%	\$1,092,146.20	6.39%
TOTAL:		\$17,086,933.28	100.00%

Road & Bridge 1	Rate	Month Balance	
Logic	2.0273%	\$1,031,346.24	78.13%
Texpool	1.7159%	\$288,651.62	21.87%
TOTAL:		\$1,319,997.86	100.00%

Road & Bridge 2	Rate	Month Balance	
Logic	2.0273%	\$460,640.09	82.94%
Texpool	1.7159%	\$94,716.55	17.06%
TOTAL:		\$555,356.64	100.00%

Road & Bridge 3	Rate	Month Balance	
Logic	2.0273%	\$745,574.10	83.33%
Texpool	1.7159%	\$149,116.07	16.67%
TOTAL:		\$894,690.17	100.00%

Road & Bridge 4	Rate	Month Balance	
Logic	2.0273%	\$1,084,985.82	82.29%
Texpool	1.7159%	\$233,523.08	17.71%
TOTAL:		\$1,318,508.90	100.00%

(Also at 100% each as stated below)

Logic: Road Bonds \$4,573,117.41

TexPool: Right of Way \$9,202.49

TexPool: Debt Service I&S \$145,820.54

Historical Comparison

2018	TexPool	Tex Star	Logic		InWood-CD	InWood-CD
January	1.2989%	1.2900%	1.5224%		1.25%	1.25%
February	1.3438%	1.3518%	1.5898%		1.25%	1.25%
March	1.5156%	1.4995%	1.7228%		1.25%	1.25%
April	1.6704%	1.6304%	1.9293%		1.25%	1.25%
May	1.7159%	1.7258%	2.0273%		1.25%	1.25%
June						
July						
August						
September						
October						
November						
December						

2017	TexPool	Tex Star	Logic		InWood-CD	InWood-CD
January	0.5385%	0.5452%			1.25%	1.25%
February	0.5591%	0.5533%			1.25%	1.25%
March	0.6222%	0.6269%			1.25%	1.25%
April	0.7121%	0.7140%			1.25%	1.25%
May	0.7689%	0.7535%			1.25%	1.25%
June	0.8817%	0.8631%	1.1333%		1.25%	1.25%
July	0.9714%	0.9827%	1.2408%		1.25%	1.25%
August	0.9989%	1.0343%	1.2660%		1.25%	1.25%
September	1.0151%	1.0384%	1.2827%		1.25%	1.25%
October	1.0318%	1.0482%	1.2845%		1.25%	1.25%
November	1.0506%	1.0695%	1.2913%		1.25%	1.25%
December	1.1764%	1.1762%	1.3784%		1.25%	1.25%

2016	TexPool	Tex Star			InWood-CD	InWood-CD
January	0.2674%	0.2713%			1.25%	1.25%
February	0.3010%	0.3147%			1.25%	1.25%
March	0.3273%	0.3450%			1.25%	1.25%
April	0.3380%	0.3696%			1.25%	1.25%
May	0.3399%	0.3664%			1.25%	1.25%
June	0.3633%	0.3927%			1.25%	1.25%
July	0.3690%	0.3861%			1.25%	1.25%
August	0.3737%	0.3990%			1.25%	1.25%
September	0.3799%	0.4123%			1.25%	1.25%
October	0.3828%	0.4202%			1.25%	1.25%
November	0.3987%	0.4144%			1.25%	1.25%
December	0.4570%	0.4815%			1.25%	1.25%

2015	TexPool	Tex Star	Chase	Retiree	InWood-CD	InWood-CD	ANB
January	0.0465%	0.0542%	0.0300%	0.0300%	0.95%		
February	0.0441%	0.0548%	0.0300%	0.0300%	0.95%		

FUND ACCOUNT#	ACCOUNT NAME	BEGINNING BALANCE	CURRENT ACTIVITY	CURRENT BALANCE	
<u>CLAIM ON CASH</u>					
10-10001	CLAIM ON CASH	7,792,140.93 (1,194,815.37)	6,597,325.56	6,597,325.56
15-10001	CLAIM ON CASH	750,758.72	23,678.19	774,436.91	774,436.91
20-10001	CLAIM ON CASH	10,574.53 (3,067.79)	7,506.74	7,506.74
21-10001	CLAIM ON CASH	49,219.58 (14,337.80)	34,881.78	34,881.78
22-10001	CLAIM ON CASH	48,982.86	10,497.63	59,480.49	59,480.49
23-10001	CLAIM ON CASH	57,179.65 (49,016.45)	8,163.20	8,163.20
24-10001	CLAIM ON CASH	40,009.73 (18,600.49)	21,409.24	21,409.24
25-10001	CLAIM ON CASH	29,011.05 (4,177.42)	24,833.63	24,833.63
26-10001	CLAIM ON CASH	(55,371.25) (20,186.30) (75,557.55)	75,557.55
27-10001	CLAIM ON CASH	(218,355.12) (8,552.81) (226,907.93)	226,907.93
44-10001	CLAIM ON CASH	(27,529.07)	112,461.42	84,932.35	84,932.35
45-10001	CLAIM ON CASH	0.00	0.00	0.00	0.00
61-10001	CLAIM ON CASH	13,165.62	0.00	13,165.62	13,165.62
68-10001	CLAIM ON CASH	140,175.64	645.01	140,820.65	140,820.65
70-10001	CLAIM ON CASH	0.00	0.00	0.00	0.00
71-10001	CLAIM ON CASH	13,533.85	476.73	14,010.58	14,010.58
74-10001	CLAIM ON CASH	76,846.06	0.00	76,846.06	76,846.06
75-10001	CLAIM ON CASH	13,128.75	118.74	13,247.49	13,247.49
77-10001	CLAIM ON CASH	1,920.00	3,397.01	5,317.01	5,317.01
81-10001	CLAIM ON CASH	671,970.73	17,872.25	689,842.98	689,842.98
82-10001	CLAIM ON CASH	47,777.36	1,961.90	49,739.26	49,739.26
83-10001	CLAIM ON CASH	64,216.39 (25.01)	64,191.38	64,191.38
84-10001	CLAIM ON CASH	42,200.20	919.12	43,119.32	43,119.32
85-10001	CLAIM ON CASH	4,976.53 (278.00)	4,698.53	4,698.53
86-10001	CLAIM ON CASH	90,658.57 (281.25)	90,377.32	90,377.32
87-10001	CLAIM ON CASH	24,942.20	594.25	25,536.45	25,536.45
88-10001	CLAIM ON CASH	690,705.72	17,020.00	707,725.72	707,725.72
89-10001	CLAIM ON CASH	40,325.48	2,259.80	42,585.28	42,585.28
91-10001	CLAIM ON CASH	57,155.95 (378.00)	56,777.95	56,777.95
95-10001	CLAIM ON CASH	739,356.03 (39,793.74)	699,562.29	699,562.29
96-10001	CLAIM ON CASH	90,947.82	7,102.74	98,050.56	98,050.56
97-10001	CLAIM ON CASH	0.00	0.00	0.00	0.00
TOTAL CLAIM ON CASH		11,300,624.51 (1,154,505.64)	10,146,118.87	10,146,118.87
<u>CASH IN BANK - POOLED CASH</u>					
99-10000	PAYROLL CASH	8,078.33	171,459.17	179,537.50	179,537.50
99-10001	GENERAL OPERATING CASH	11,292,546.18 (1,325,964.81)	9,966,581.37	9,966,581.37
SUBTOTAL CASH IN BANK - POOLED CASH		11,300,624.51 (1,154,505.64)	10,146,118.87	10,146,118.87
<u>WAGES PAYABLE</u>					
99-21000	WAGES PAYABLE	0.00	0.00	0.00	0.00
SUBTOTAL WAGES PAYABLE		0.00	0.00	0.00	0.00
TOTAL CASH IN BANK - POOLED CASH		11,300,624.51 (1,154,505.64)	10,146,118.87	10,146,118.87

6,597,325.56
 774,436.91
 7,506.74
 34,881.78
 59,480.49
 8,163.20
 21,409.24
 24,833.63
 75,557.55
 226,907.93
 84,932.35
 0.00
 13,165.62
 140,820.65
 0.00
 14,010.58
 76,846.06
 13,247.49
 5,317.01
 689,842.98
 49,739.26
 64,191.38
 43,119.32
 4,698.53
 90,377.32
 25,536.45
 90,377.32
 707,725.72
 25,536.45
 707,725.72
 42,585.28
 98,050.56
 56,777.95
 699,562.29
 98,050.56
 98,050.56
 699,562.29
 98,050.56
 10,146,118.87

10,146,118.87
 10,146,118.87
 0.00

BALANCE SHEET

AS OF: MAY 31ST, 2018

40 -LONG TERM DEBT ACCT GROUP

ACCOUNT# TITLE

ASSETS

=====

19110	PRINC. STATE COMPTROLLER	0.00	
19603	2015 TAX NOTES	0.00	
19604	SERIES 2015 REFUND. BONDS	0.00	
19605	2005 REFUNDING BOND	0.00	
19716	PRIN. COMPTR. UPGRADE 08	0.00	
19720	AMT. TO BE PROVIDED FOR COMPEN	0.00	
19722	PHASE II - JOHNSON CONTROLS	0.00	
19723	PCT 2 RECLAIMER	0.00	
19810	DEF.RESOURCE OUTFLOW PENSION	<u>5,925,567.00</u>	
			<u>5,925,567.00</u>

TOTAL ASSETS 5,925,567.00

=====

LIABILITIES

=====

27110	RESERVE STATE COMPTROLLER	812,018.51	
27111	RESERVE STATE COMPTROLLER II	153,910.82	
27112	STATE COMPTROLLER III	0.00	
27603	2015 TAX NOTES	1,915,000.00	
27604	SERIES 2015 REFUND. BONDS	1,010,000.00	
27605	2005 G.O. REFUNDING BOND	0.00	
27608	2017 ROAD BONDS PAYABLE	5,510,000.00	
27695	BOND PREMIUM PAYABLE	0.00	
27696	2017 ROAD BONDS PREMIUM	289,750.00	
27716	RESERV. COMPTR. UPGRADE 08	0.00	
27720	LIABILITY FOR COMPENSATED ABSE	349,029.00	
27722	PHASE II - JOHNSON CONTROLS	0.00	
27723	PCT 2 EQUIPMENT BB&T	87,699.85	
27724	PCT 2 EQUIPMENT SPFC	55,515.97	
27725	PCT 3 EQUIPMENT SPFC	236,959.46	
27726	RB1 770G M/G BB&T	0.00	
27727	RB1 770G M/G RDO	0.00	
27805	OPEB PENSION LIABILITY	5,869,339.00	
27806	GASB 68 PENSION LIABILITY	5,887,608.00	
27810	DEF. RESOURCE INFLOW PENSION	<u>631,495.00</u>	
	TOTAL LIABILITIES		<u>22,808,325.61</u>

EQUITY

=====

33000	Unreserved Fund Balance	(16,882,758.61)	
	TOTAL BEGINNING EQUITY	(16,882,758.61)	
	TOTAL EQUITY & REV. OVER/(UNDER) EXP.	(16,882,758.61)	

TOTAL LIABILITIES, EQUITY & REV.OVER/(UNDER) EXP. 5,925,567.00

=====