

#15,284

Delores Shelton, CIO, CCT  
Hunt County Treasurer

FY 11: Monthly Report, August 2018


FILED FOR RECORD  
at 11:30 a'clock  
SEP 25 2018  
By JENNIFER LINDENZWEIG  
County Clerk Hunt County TX

The Treasurers' Monthly Report includes money received and disbursed as well as funds invested and debt due by Hunt County. The Treasurer's Books and the Auditor's General Ledger agree. The Bank Statements have been reconciled and approved by the County Auditor.


This affidavit must state the amount of cash and other assets that are in the custody of the county treasurer at the time of the examination. (LGC 114.026) **Month End Balance: \$31,752,382.97**


Therefore, Delores Shelton, County Treasurer of Hunt County, Texas, who being fully sworn, upon oath says that the within and foregoing report is true and correct to the best of her knowledge.


This report will be filed with accompanying reports this 25<sup>th</sup> day September, 2018.

  
Delores Shelton, Hunt County Treasurer


Commissioners' Court having compared and examined the Treasurer's Report as presented and subject to independent auditor's review, certify the report to be correct and therefore request it be filed with the official minutes of this meeting. LGC 114.026(c)

  
Eric Evans, Comm., Pct #1

  
Jim Latham, Comm., Pct #4

  
Tod McMahan, Comm., Pct #2

  
Phillip Martin, Comm., Pct #3

  
Jim Latham, Comm., Pct #4

**Hunt County Treasurer  
Monthly Report  
August 2018**

Hunt County Funds	Beginning Balance	Money Received	Money Disbursed	Transfer In/Out Investment	Month End Balance
<b>10-GENERAL</b>	5,192,786.86	1,528,061.91	-2,408,180.67	1,000,000.00	<b>5,312,668.10</b>
10-TexPool Investment	1,060,799.00	1,730.28	0.00	0.00	<b>1,062,529.28</b>
10-TexStar Investment	2,776,711.87	4,533.84	0.00	0.00	<b>2,781,245.71</b>
10-InWood Nat'l Bank CD	576,962.78	612.52	0.00	0.00	<b>577,575.30</b>
10-InWood Nat'l Bank CD-2	517,466.15	549.37	0.00	0.00	<b>518,015.52</b>
10-TexPool Invstmnt,Jail	3,216,409.58	5,246.26	0.00	0.00	<b>3,221,655.84</b>
10-Logic G.O.	7,993,286.14	13,093.13		-1,000,000.00	<b>7,006,379.27</b>
<b>10-General Fund Totals:</b>	<b>21,334,422.38</b>	<b>1,553,827.31</b>	<b>-2,408,180.67</b>	<b>0.00</b>	<b>20,480,069.02</b>
<b>15-Exchange Bldg</b>	802,902.25	47,648.04	-21,391.54		<b>829,158.75</b>
<b>20-Law Library</b>	18,742.79	5,459.50	-8,030.21		<b>16,172.08</b>
<b>21-R&amp;B #1</b>	-100,071.04	206,016.67	-412,596.90	353,000.00	<b>46,348.73</b>
21-R&B #1, TexPool Invest	129,151.30	210.65	0.00	0.00	<b>129,361.95</b>
21-R&B #1, Logic	1,235,267.43	2,321.54	0.00	-353,000.00	<b>884,588.97</b>
<b>21-R&amp;B #1 Fund Totals:</b>	<b>1,264,347.69</b>	<b>208,548.86</b>	<b>-412,596.90</b>	<b>0.00</b>	<b>1,060,299.65</b>
<b>22-R&amp;B #2</b>	145,484.85	38,978.87	-155,789.54	0.00	<b>28,674.18</b>
22-R&B #2, TexPool Invest	14,941.04	24.39	0.00	0.00	<b>14,965.43</b>
22-R&B #2, Logic	296,909.33	550.82	0.00	0.00	<b>297,460.15</b>
<b>22-R&amp;B #2 Fund Totals:</b>	<b>457,335.22</b>	<b>39,554.08</b>	<b>-155,789.54</b>	<b>0.00</b>	<b>341,099.76</b>
<b>23-R&amp;B #3</b>	84,276.53	39,028.87	-155,490.61	70,000.00	<b>37,814.79</b>
23-R&B #3, TexPool Invest	89,515.57	146.01	0.00	0.00	<b>89,661.58</b>
23-R&B #3, Logic	647,921.09	1,181.06	0.00	-70,000.00	<b>579,102.15</b>
<b>23-R&amp;B #3 Fund Totals:</b>	<b>821,713.19</b>	<b>40,355.94</b>	<b>-155,490.61</b>	<b>0.00</b>	<b>706,578.52</b>
<b>24-R&amp;B #4</b>	36,020.84	38,935.12	-127,944.40	70,000.00	<b>17,011.56</b>
24-R&B #4, TexPool Invest	51,016.53	83.21	0.00	0.00	<b>51,099.74</b>
24-R&B #4, Logic	893,333.11	1,581.75	0.00	-70,000.00	<b>824,914.86</b>
<b>24-R&amp;B #4 Fund Totals:</b>	<b>980,370.48</b>	<b>40,600.08</b>	<b>-127,944.40</b>	<b>0.00</b>	<b>893,026.16</b>
<b>25-Health Private</b>	17,848.37	3,728.30	-23,295.48		<b>-1,718.81</b>
<b>26-State Health Services</b>	-68,996.56	97,531.55	-36,114.59		<b>-7,579.60</b>
<b>27-Hunt County Grants</b>	-239,371.68	1,909.14	-10,887.28		<b>-248,349.82</b>
<b>44-Road Bonds</b>	-3,512.31	0.00	-15,415.02	50,000.00	<b>31,072.67</b>
44-Road Bonds, Logic	4,589,501.62	8,502.47		-50,000.00	<b>4,548,004.09</b>
<b>44-Road Bond Totals:</b>	<b>4,585,989.31</b>	<b>8,502.47</b>	<b>-15,415.02</b>	<b>0.00</b>	<b>4,579,076.76</b>
<b>45-Capital Improvement</b>	0.00	0.00	0.00		<b>0.00</b>
<b>61-Right of Way Fund</b>	13,165.62	0.00	0.00		<b>13,165.62</b>
61-Right of Way FundTxPoc	<b>9,230.99</b>	<b>15.06</b>	<b>0.00</b>		<b>9,246.05</b>
<b>61-Right of Way Fund Total</b>	<b>22,396.61</b>	<b>15.06</b>			<b>22,411.67</b>
<b>68-JP, DDC Fee Fund</b>	141,214.07	1,111.08	-2,069.35		<b>140,255.80</b>

**Hunt County Treasurer  
Monthly Report  
August 2018**

Hunt County Funds	Beginning Balance	Money Received	Money Disbursed	Transfer In/Out Investment	Month End Balance
70-Voter Admin 19	-2,372.88	11,664.68	-9,291.80		0.00
71-DC Record Managmnt	14,758.67	489.59	0.00		15,248.26
74-Elections Special	76,846.06	8,332.87	-8,562.42		76,616.51
75-CA-DWI	13,664.22	116.06	0.00		13,780.28
77-PreTrial Intervention	9,799.01	2,430.00	0.00		12,229.01
81-CC Rec Mgt Preservatic	722,224.96	21,790.71	-474.45		743,541.22
82-Courthouse Security	56,214.64	4,844.01	-348.80		60,709.85
83-Justice Court Sec.	64,294.70	540.97	-325.85		64,509.82
84-District Clerk Archive	44,456.62	959.18	0.00		45,415.80
85-Co & District Court Tecl	4,508.00	435.29	-1,987.47		2,955.82
86-County Record Preserv	88,902.08	1,299.13	-1,363.06		88,838.15
87-Justice Court Technolo	24,961.66	2,168.29	-1,025.16		26,104.79
88-County Clerk Archive	741,635.72	18,760.00	0.00		760,395.72
89-County Record Mgt Pre	45,987.39	1,934.82	0.00		47,922.21
91-LEOSE	56,634.24	0.00	-4,016.48		52,617.76
95-Juv Prob. Center Fnd	604,419.56	578.32	-43,406.23		561,591.65
96-Juv Prob "A-Z" Grant	81,147.50	26,893.63	-67,052.85		40,988.28
<hr/>					
50-Debt Service (I&S)	286,542.37	12,268.09	-116,903.11	0.00	181,907.35
50-Debt Service TexPool Ir	146,271.98	238.57	0.00	0.00	146,510.55
50-Debt Service Fund Tota	<b>432,814.35</b>	<b>12,506.66</b>	<b>-116,903.11</b>	0.00	<b>328,417.90</b>
<hr/>					
<b>Total of Funds:</b>	<b>33,219,810.62</b>	<b>2,164,535.62</b>	<b>-3,631,963.27</b>	0.00	<b>31,752,382.97</b>

**Hunt County Treasurer  
Monthly Report  
August 2018**

**HUNT COUNTY DEBT**

	Mo. Beginning	Payment	Balance Due
Reserve State Comptroller	808,172.05	-1,888.23	<b>806,283.82</b>
Reserve St Comptroller II	147,990.82	-2,960.00	<b>145,030.82</b>
2015 Tax Notes	1,915,000.00	0.00	<b>1,915,000.00</b>
Series 2015 Refund Bonds	1,010,000.00	0.00	<b>1,010,000.00</b>
2017 Road Bond Payable	5,510,000.00	0.00	<b>5,510,000.00</b>
2017 Road Bond Prem	289,750.00	0.00	<b>289,750.00</b>
Liability Comp Absence	382,716.00	0.00	<b>382,716.00</b>
R&B 2 Equipmnt BB&T	62,987.27	-12,569.56	<b>50,417.71</b>
R&B 2 Equipmnt SPFC	46,553.85	-8,954.05	<b>37,599.80</b>
R&B 3 Equipmnt SPFC	213,510.15	-7,284.41	<b>206,225.74</b>
R&B 1 770G M/G BB&T	-7,908.84	-7,923.15	<b>-15,831.99</b>
OPEB Pension Liability	6,665,441.00	0.00	<b>6,665,441.00</b>
GASB 68 Pension Liability	5,996,840.00	0.00	<b>5,996,840.00</b>
Def. Resource Inflow Pensn	802,568.00		<b>802,568.00</b>
<b>Totals:</b>	<b>23,843,620.30</b>	<b>-41,579.40</b>	<b>23,802,040.90</b>

Invested Funds  
August 2018

GENERAL Fund	Rate	Month Balance	
Logic	2.1843%	7,006,379.27	46.19%
Texpool	1.9205%	4,284,185.12	28.25%
Texstar	1.9225%	2,781,245.71	18.34%
InWood NTL CDs	1.2500%	1,095,590.82	7.22%
<b>TOTAL:</b>		<b>15,167,400.92</b>	<b>100.00%</b>

Road & Bridge 1	Rate	Month Balance	
Logic	2.1843%	884,588.97	87.24%
Texpool	1.9205%	129,361.95	12.76%
<b>TOTAL:</b>		<b>1,013,950.92</b>	<b>100.00%</b>

Road & Bridge 2	Rate	Month Balance	
Logic	2.1843%	297,460.15	95.21%
Texpool	1.9205%	14,965.43	4.79%
<b>TOTAL:</b>		<b>312,425.58</b>	<b>100.00%</b>

Road & Bridge 3	Rate	Month Balance	
Logic	2.1843%	579,102.15	86.59%
Texpool	1.9205%	89,661.58	13.41%
<b>TOTAL:</b>		<b>668,763.73</b>	<b>100.00%</b>

Road & Bridge 4	Rate	Month Balance	
Logic	2.1843%	824,914.86	94.17%
Texpool	1.9205%	51,099.74	5.83%
<b>TOTAL:</b>		<b>876,014.60</b>	<b>100.00%</b>

(Also at 100% each as stated below)

Logic: Road Bonds	4,548,004.09
TexPool: Right of Way	9,246.05
TexPool: Debt Service I&S	146,510.55

**Total Investments:** **\$22,742,316.44**

Historical Comparison

<b>2018</b>	<b>TexPool</b>	<b>Tex Star</b>	<b>Logic</b>		<b>InWood-CD</b>	<b>InWood-CD</b>
January	1.2989%	1.2900%	1.5224%		1.25%	1.25%
February	1.3438%	1.3518%	1.5898%		1.25%	1.25%
March	1.5156%	1.4995%	1.7228%		1.25%	1.25%
April	1.6704%	1.6304%	1.9293%		1.25%	1.25%
May	1.7159%	1.7258%	2.0273%		1.25%	1.25%
June	1.8110%	1.8300%	2.1078%		1.25%	1.25%
July	1.8896%	1.8965%	2.1750%		1.25%	1.25%
August	1.9205%	1.9225%	2.1843%		1.25%	1.25%
September						
October						
November						
December						

<b>2017</b>	<b>TexPool</b>	<b>Tex Star</b>	<b>Logic</b>		<b>InWood-CD</b>	<b>InWood-CD</b>
January	0.5385%	0.5452%			1.25%	1.25%
February	0.5591%	0.5533%			1.25%	1.25%
March	0.6222%	0.6269%			1.25%	1.25%
April	0.7121%	0.7140%			1.25%	1.25%
May	0.7689%	0.7535%			1.25%	1.25%
June	0.8817%	0.8631%	1.1333%		1.25%	1.25%
July	0.9714%	0.9827%	1.2408%		1.25%	1.25%
August	0.9989%	1.0343%	1.2660%		1.25%	1.25%
September	1.0151%	1.0384%	1.2827%		1.25%	1.25%
October	1.0318%	1.0482%	1.2845%		1.25%	1.25%
November	1.0506%	1.0695%	1.2913%		1.25%	1.25%
December	1.1764%	1.1762%	1.3784%		1.25%	1.25%

<b>2016</b>	<b>TexPool</b>	<b>Tex Star</b>			<b>InWood-CD</b>	<b>InWood-CD</b>
January	0.2674%	0.2713%			1.25%	1.25%
February	0.3010%	0.3147%			1.25%	1.25%
March	0.3273%	0.3450%			1.25%	1.25%
April	0.3380%	0.3696%			1.25%	1.25%
May	0.3399%	0.3664%			1.25%	1.25%
June	0.3633%	0.3927%			1.25%	1.25%
July	0.3690%	0.3861%			1.25%	1.25%
August	0.3737%	0.3990%			1.25%	1.25%
September	0.3799%	0.4123%			1.25%	1.25%
October	0.3828%	0.4202%			1.25%	1.25%
November	0.3987%	0.4144%			1.25%	1.25%
December	0.4570%	0.4815%			1.25%	1.25%

<b>2015</b>	<b>TexPool</b>	<b>Tex Star</b>	<b>Chase</b>	<b>Retiree</b>	<b>InWood-CD</b>	<b>InWood-CD</b>	<b>ANB</b>
January	0.0465%	0.0542%	0.0300%	0.0300%	0.95%		
February	0.0441%	0.0548%	0.0300%	0.0300%	0.95%		

POOLED CASH REPORT (FUND 99)

AS OF: AUGUST 31ST, 2018

SEP 18 2018 TUE

0. (L)

FUND ACCOUNT		BEGINNING BALANCE	CURRENT ACTIVITY	CURRENT BALANCE
<u>CLAIM ON CAS</u>				
10-10001 CL	5,312,668.10 ⊕	5,192,786.86	119,881.24	5,312,668.10 ✓
15-10001 CL	829,158.75 ⊕	802,902.25	26,256.50	829,158.75
20-10001 CL	16,172.08 ⊕	18,742.79 (	2,570.71)	16,172.08
21-10001 CL	46,348.73 ⊕	( 100,071.04)	146,419.77	46,348.73
22-10001 CL	28,674.18 ⊕	145,484.85 (	116,810.67)	28,674.18
23-10001 CL	37,814.79 ⊕	84,276.53 (	46,461.74)	37,814.79
24-10001 CL	37,814.79 ⊕	36,020.84 (	19,009.28)	17,011.56
25-10001 CL	17,011.56 ⊕	17,848.37 (	19,567.18) (	1,718.81) ✓
26-10001 CL	1,718.81 ⊖	( 68,996.56)	61,416.96 (	7,579.60) ✓
27-10001 CL	7,579.60 ⊖	( 239,371.68) (	8,978.14) (	248,349.82)
44-10001 CL	248,349.82 ⊖	( 3,512.31)	34,584.98	31,072.67
45-10001 CL		0.00	0.00	0.00
61-10001 CL	31,072.67 ⊕	13,165.62	0.00	13,165.62
68-10001 CL	13,165.62 ⊕	141,214.07 (	958.27)	140,255.80
70-10001 CL	140,255.80 ⊕	( 2,372.88)	2,372.88	0.00
71-10001 CL	15,248.26 ⊕	14,758.67	489.59	15,248.26
74-10001 CL	76,616.51 ⊕	76,846.06 (	229.55)	76,616.51
75-10001 CL	76,616.51 ⊕	13,664.22	116.06	13,780.28
77-10001 CL	13,780.28 ⊕	9,799.01	2,430.00	12,229.01
81-10001 CL	12,229.01 ⊕	722,224.96	21,316.26	743,541.22
82-10001 CL	743,541.22 ⊕	56,214.64	4,495.21	60,709.85
83-10001 CL	60,709.85 ⊕	64,294.70	215.12	64,509.82
84-10001 CL	64,509.82 ⊕	44,456.62	959.18	45,415.80
85-10001 CL	64,509.82 ⊕	4,508.00 (	1,552.18)	2,955.82
86-10001 CL	45,415.80 ⊕	88,902.08 (	63.93)	88,838.15
87-10001 CL	2,955.82 ⊕	24,961.66	1,143.13	26,104.79
88-10001 CL	88,838.15 ⊕	741,635.72	18,760.00	760,395.72
89-10001 CL	26,104.79 ⊕	45,987.39	1,934.82	47,922.21
91-10001 CL	26,104.79 ⊕	56,634.24 (	4,016.48)	52,617.76
95-10001 CL	760,395.72 ⊕	604,419.56 (	42,827.91)	561,591.65 ✓
96-10001 CL	47,922.21 ⊕	81,147.50 (	40,159.22)	40,988.28 ✓
97-10001 CL	52,617.76 ⊕	0.00	0.00	0.00
TOTAL CLAIM	561,591.65 ⊕	8,688,572.74	139,586.44	8,828,159.18 ✓
	40,988.28 ⊕			
<u>CASH IN BANK</u>	8,828,159.18 (L) ✓			
99-10000	8,828,159.18 ⊕	2,698.85 (	165.28)	2,533.57
99-10001	8,828,159.18 ⊖	8,685,873.89	139,751.72	8,825,625.61
SUBTOTAL C	0.00 (L)	8,688,572.74	139,586.44	8,828,159.18
<u>WAGES PAYA</u>				
99-21000 WAGES PAYABLE		0.00	0.00	0.00
SUBTOTAL WAGES PAYABLE		0.00	0.00	0.00
TOTAL CASH IN BANK - POOLED CASH		8,688,572.74	139,586.44	8,828,159.18

	CURRENT BALANCE	ACCOUNT NOTES
<u>CD INVESTMENTS</u>		
10 11010 INWOOD BANK CD -8263	577,575.30	
21 11010 CERTIFICATES OF DEPOSIT	0.00	
22 11010 CERTIFICATES OF DEPOSIT	0.00	
23 11010 CERTIFICATES OF DEPOSIT	0.00	
24 11010 CERTIFICATES OF DEPOSIT	0.00	
50 11010 CERTIFICATES OF DEPOSIT	0.00	
61 11010 CERTIFICATES OF DEPOSIT	0.00	
10 11011 INWOOD COMMERCE CD-6260	<u>518,015.52</u>	
TOTAL CD INVESTMENTS	1,095,590.82	
<u>LOGIC INVESTMENTS</u>		
10 11005 LOGIC INVEST. POOL	7,006,379.27	
21 11005 LOGIC INVEST. POOL	884,588.97	
22 11005 LOGIC INVEST. POOL	297,460.15	
23 11005 LOGIC INVEST. POOL	579,102.15	
24 11005 LOGIC INVEST. POOL	824,914.86	
44 11005 LOGIC INVEST. POOL	<u>4,548,004.09</u>	ROAD BONDS
TOTAL LOGIC INVESTMENTS	14,140,449.49	
<u>RESERVE INVESTMENT FUND</u>		
10 11001 RESERVE INVESTMENT FUND	<u>0.00</u>	
TOTAL RESERVE INVESTMENT FUND	0.00	
<u>RETIREEES INSURANCE RESERVE</u>		
10 11004 RETIREEES INSURANCE RESERVE	<u>0.00</u>	
TOTAL RETIREEES INSURANCE RESERVE	0.00	
<u>TEXPOOL</u>		
10 11000 TEXPOOL GEN. FUND	1,062,529.28	
21 11000 TEXPOOL DEPOSITS	129,361.95	
22 11000 TEXPOOL DEPOSITS	14,965.43	
23 11000 TEXPOOL DEPOSITS	89,661.58	R&B PCT #3
24 11000 TEXPOOL DEPOSITS	51,099.74	
25 11000 DEPOSITS TEXPOOL	0.00	
45 11000 TEXPOOL DEPOSITS	0.00	CAPT IMPROV
50 11000 TEXPOOL DEPOSITS	146,510.55	
61 11000 TEXPOOL DEPOSITS	9,246.05	
71 11000 TEXPOOL DEPOSITS	0.00	
81 11000 TEXPOOL DEPOSITS	0.00	
95 11000 TEXPOOL DEPOSITS	0.00	
96 11000 TEXPOOL DEPOSITS	0.00	
97 11000 TEXPOOL DEPOSITS	0.00	
10 11003 TEXPOOL JAIL SETTLEMENT DEP	<u>3,221,655.84</u>	
TOTAL TEXPOOL	4,725,030.42	
<u>TEXSTAR</u>		
10 11002 TEXSTAR INVEST. ACCT.	<u>2,781,245.71</u>	
TOTAL TEXSTAR	2,781,245.71	
<hr/>		
GRAND TOTAL	22,742,316.44	



BALANCE SHEET

AS OF: AUGUST 31ST, 2018

40 -LONG TERM DEBT ACCT GROUP

ACCOUNT#	TITLE		
<b>ASSETS</b>			
=====			
19110	PRINC. STATE COMPTROLLER	0.00	
19603	2015 TAX NOTES	0.00	
19604	SERIES 2015 REFUND. BONDS	0.00	
19605	2005 REFUNDING BOND	0.00	
19716	PRIN. COMPTR. UPGRADE 08	0.00	
19720	AMT. TO BE PROVIDED FOR COMPEN	0.00	
19722	PHASE II - JOHNSON CONTROLS	0.00	
19723	PCT 2 RECLAIMER	0.00	
19810	DEF.RESOURCE OUTFLOW PENSION	<u>4,961,297.00</u>	
			<u>4,961,297.00</u>
TOTAL ASSETS			<u>4,961,297.00</u>
=====			
<b>LIABILITIES</b>			
=====			
27110	STATE COMPTROLLER -1	806,283.82	
27111	STATE COMPTROLLER -2	145,030.82	
27112	STATE COMPTROLLER -3	0.00	
27603	2015 TAX NOTES	1,915,000.00	
27604	SERIES 2015 REFUND. BONDS	1,010,000.00	
27605	2005 G.O. REFUNDING BOND	0.00	
27608	2017 ROAD BONDS PAYABLE	5,510,000.00	
27695	BOND PREMIUM PAYABLE	0.00	
27696	2017 ROAD BONDS PREMIUM	289,750.00	
27716	RESERV. COMPTR. UPGRADE 08	0.00	
27720	LIABILITY FOR COMPENSATED ABSE	382,716.00	
27722	PHASE II - JOHNSON CONTROLS	0.00	
27723	PCT 2 EQUIPMENT BB&T	50,417.71	
27724	PCT 2 EQUIPMENT SPFC	37,599.80	
27725	PCT 3 EQUIPMENT SPFC	206,225.74	
27726	RB1 770G M/G BB&T	15,831.99	
27727	RB1 770G M/G RDO	0.00	
27805	OPEB PENSION LIABILITY	6,665,441.00	
27806	GASB 68 PENSION LIABILITY	5,996,840.00	
27810	DEF. RESOURCE INFLOW PENSION	<u>802,568.00</u>	
TOTAL LIABILITIES			<u>23,802,040.90</u>
<b>EQUITY</b>			
=====			
33000	Unreserved Fund Balance	( 18,840,743.90)	
TOTAL BEGINNING EQUITY		( 18,840,743.90)	
TOTAL EQUITY & REV. OVER/(UNDER) EXP.		( 18,840,743.90)	
TOTAL LIABILITIES, EQUITY & REV.OVER/(UNDER) EXP.			<u>4,961,297.00</u>
=====			