

#15,399

Delores Shelton, CIO, CCT  
Hunt County Treasurer

FY 11: Monthly Report, October 2018

FILED FOR RECORD  
at 11:10 o'clock a.m.  
DEC 21 2018  
JENNIFER LINDSEY  
CLERK OF COUNTY COURTS  
By: J. Lindsey

The Treasurers' Monthly Report includes money received and disbursed as well as funds invested and debt due by Hunt County. The Treasurer's Books and the Auditor's General Ledger agree. The Bank Statements have been reconciled and approved by the County Auditor.

This affidavit must state the amount of cash and other assets that are in the custody of the county treasurer at the time of the examination. (LGC 114.026) **Month End Balance: \$28,294,663.54**

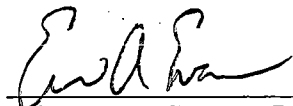
Therefore, Delores Shelton, County Treasurer of Hunt County, Texas, who being fully sworn, upon oath says that the within and foregoing report is true and correct to the best of her knowledge.

This report will be filed with accompanying reports this 21, December 2018.





Delores Shelton, Hunt County Treasurer

Commissioners' Court having compared and examined the Treasurer's Report as presented and subject to independent auditor's review, certify the report to be correct and therefore request it be filed with the official minutes of this meeting. LGC 114.026(c)

  
Jim Latham, County Judge Pro-Tem

Eric Evans, Comm., Pct #1

  
Tod McMahan, Comm., Pct #2  
Phillip Martin, Comm., Pct #3  
Jim Latham, Comm., Pct #4

**Hunt County Treasurer  
Monthly Report  
October 2018**

Hunt County Funds	Beginning Balance	Money Received	Money Disbursed	Transfer In/Out Investment	Month End Balance
<b>10-GENERAL</b>	4,910,376.63	1,824,694.33	-2,992,551.18	1,650,000.00	<b>5,392,519.78</b>
10-TexPool Investment	1,064,271.79	1,937.81	0.00	0.00	<b>1,066,209.60</b>
10-TexStar Investment	2,785,815.63	5,114.21	0.00	0.00	<b>2,790,929.84</b>
10-InWood Nat'l Bank CD	578,188.48	594.03	0.00	0.00	<b>578,782.51</b>
10-InWood Nat'l Bank CD-2	518,565.47	532.77	0.00	0.00	<b>519,098.24</b>
10-TexPool Invstmnt,Jail	3,226,939.27	5,875.55	0.00	0.00	<b>3,232,814.82</b>
10-Logic G.O.	6,017,833.82	9,166.12		-1,650,000.00	<b>4,376,999.94</b>
<b>10-General Fund Totals:</b>	<b>19,101,991.09</b>	<b>1,847,914.82</b>	<b>-2,992,551.18</b>	<b>0.00</b>	<b>17,957,354.73</b>
<b>15-Exchange Bldg</b>	872,607.99	50,498.65	-6,640.19		<b>916,466.45</b>
<b>20-Law Library</b>	25,876.72	3,198.95	-5,713.20		<b>23,362.47</b>
<b>21-R&amp;B #1</b>	58,014.39	90,916.07	-149,774.35	160,000.00	<b>159,156.11</b>
21-R&B #1, TexPool Invest	129,574.07	141.32	0.00	-80,000.00	<b>49,715.39</b>
21-R&B #1, Logic	836,132.40	1,517.69	0.00	-80,000.00	<b>757,650.09</b>
<b>21-R&amp;B #1 Fund Totals:</b>	<b>1,023,720.86</b>	<b>92,575.08</b>	<b>-149,774.35</b>	<b>0.00</b>	<b>966,521.59</b>
<b>22-R&amp;B #2</b>	47,890.14	90,881.83	-160,947.19	150,000.00	<b>127,824.78</b>
22-R&B #2, TexPool Invest	14,989.96	27.32	0.00	0.00	<b>15,017.28</b>
22-R&B #2, Logic	237,924.06	251.90		-150,000.00	<b>88,175.96</b>
<b>22-R&amp;B #2 Fund Totals:</b>	<b>300,804.16</b>	<b>91,161.05</b>	<b>-160,947.19</b>	<b>0.00</b>	<b>231,018.02</b>
<b>23-R&amp;B #3</b>	57,562.11	88,198.06	-174,514.79	165,000.00	<b>136,245.38</b>
23-R&B #3, TexPool Invest	89,808.63	163.52	0.00	0.00	<b>89,972.15</b>
23-R&B #3, Logic	480,026.76	703.25	0.00	-165,000.00	<b>315,730.01</b>
<b>23-R&amp;B #3 Fund Totals:</b>	<b>627,397.50</b>	<b>89,064.83</b>	<b>-174,514.79</b>	<b>0.00</b>	<b>541,947.54</b>
<b>24-R&amp;B #4</b>	46,843.06	91,265.54	-99,303.40	110,000.00	<b>148,805.20</b>
24-R&B #4, TexPool Invest	51,183.53	93.20	0.00	0.00	<b>51,276.73</b>
24-R&B #4, Logic	686,235.03	1,204.56	0.00	-110,000.00	<b>577,439.59</b>
<b>24-R&amp;B #4 Fund Totals:</b>	<b>784,261.62</b>	<b>92,563.30</b>	<b>-99,303.40</b>	<b>0.00</b>	<b>777,521.52</b>
<b>25-Health Private</b>	-741.54	9,449.90	-7,763.58		<b>944.78</b>
<b>26-State Health Services</b>	-30,678.91	2,507.46	-33,133.42		<b>-61,304.87</b>
<b>27-Hunt County Grants</b>	-24,114.89	317.86	-9,674.15		<b>-33,471.18</b>
<b>44-Road Bonds</b>	94,323.16	0.00	-73,817.35	0.00	<b>20,505.81</b>
44-Road Bonds, Logic	4,406,076.85	8,726.87		0.00	<b>4,414,803.72</b>
<b>44-Road Bond Totals:</b>	<b>4,500,400.01</b>	<b>8,726.87</b>	<b>-73,817.35</b>	<b>0.00</b>	<b>4,435,309.53</b>
<b>45-Capital Improvement</b>	0.00	0.00	0.00		<b>0.00</b>
<b>61-Right of Way Fund</b>	13,165.62	0.00	0.00		<b>13,165.62</b>
61-Right of Way FundTxPoc	<b>9,261.22</b>	<b>16.90</b>	<b>0.00</b>		<b>9,278.12</b>
<b>61-Right of Way Fund Tota</b>	<b>22,426.84</b>	<b>16.90</b>			<b>22,443.74</b>
<b>68-JP, DDC Fee Fund</b>	141,858.28	678.97	-870.21		<b>141,667.04</b>

**Hunt County Treasurer  
Monthly Report  
October 2018**

Hunt County Funds	Beginning Balance	Money Received	Money Disbursed	Transfer In/Out Investment	Month End Balance
70-Voter Admin 19	0.00	0.00	0.00		0.00
71-DC Record Managmnt	15,682.85	233.74	0.00		15,916.59
74-Elections Special	78,781.57	0.00	-81.70		78,699.87
75-CA-DWI	14,040.20	155.17	-305.24		13,890.13
77-PreTrial Intervention	16,694.01	1,845.00	0.00		18,539.01
81-CC Rec Mgt Preservatic	545,555.48	17,601.27	-1,054.58		562,102.17
82-Courthouse Security	64,687.80	3,244.39	-5,469.86		62,462.33
83-Justice Court Sec.	64,624.16	296.47	-618.90		64,301.73
84-District Clerk Archive	46,087.60	422.46	0.00		46,510.06
85-Co & District Court Tecl	3,499.58	282.47	0.00		3,782.05
86-County Record Preserv	88,094.08	2,619.92	-2,342.87		88,371.13
87-Justice Court Technolo	27,635.23	1,174.77	-774.46		28,035.54
88-County Clerk Archive	293,385.72	15,970.00	0.00		309,355.72
89-County Record Mgt Pre	50,194.97	1,262.02	0.00		51,456.99
91-LEOSE	52,468.51	0.00	0.00		52,468.51
95-Juv Prob. Center Fnd	551,871.48	1,712.67	-48,101.38		505,482.77
96-Juv Prob "A-Z" Grant	24,866.36	111,187.00	-48,510.11		87,543.25
<hr/>					
50-Debt Service (I&S)	187,828.63	51,117.67	0.00	0.00	238,946.30
50-Debt Service TexPool Ir	146,750.82	267.21	0.00	0.00	147,018.03
50-Debt Service Fund Tota	<b>334,579.45</b>	<b>51,384.88</b>	<b>0.00</b>	<b>0.00</b>	<b>385,964.33</b>
<hr/>					
<b>Total of Funds:</b>	<b>29,618,558.78</b>	<b>2,498,066.87</b>	<b>-3,821,962.11</b>	<b>0.00</b>	<b>28,294,663.54</b>

Invested Funds  
October 2018

GENERAL Fund	Rate	Month Balance	
Logic	2.3320%	4,376,999.94	34.84%
Texpool	2.1438%	4,299,024.42	34.21%
Texstar	2.1615%	2,790,929.84	22.21%
InWood NTL CDs	2.0000%	578,782.51	4.61%
InWood NTL CDs	1.25%	519,098.24	
<b>TOTAL:</b>		<b>12,564,834.95</b>	<b>95.87%</b>

Road & Bridge 1	Rate	Month Balance	
Logic	2.3320%	757,650.09	93.84%
Texpool	2.1438%	49,715.39	6.16%
<b>TOTAL:</b>		<b>807,365.48</b>	<b>100.00%</b>

Road & Bridge 2	Rate	Month Balance	
Logic	2.3320%	88,175.96	85.45%
Texpool	2.1438%	15,017.28	14.55%
<b>TOTAL:</b>		<b>103,193.24</b>	<b>100.00%</b>

Road & Bridge 3	Rate	Month Balance	
Logic	2.3320%	315,730.01	77.82%
Texpool	2.1438%	89,972.15	22.18%
<b>TOTAL:</b>		<b>405,702.16</b>	<b>100.00%</b>

Road & Bridge 4	Rate	Month Balance	
Logic	2.3320%	577,439.59	91.84%
Texpool	2.1438%	51,276.73	8.16%
<b>TOTAL:</b>		<b>628,716.32</b>	<b>100.00%</b>

(Also at 100% each as stated below)

Logic: Road Bonds	4,414,803.72
TexPool: Right of Way	9,278.12
TexPool: Debt Service I&S	147,018.03

**Total Investments:** **\$19,080,912.02**

**Hunt County Treasurer  
Monthly Report  
October 2018**

**HUNT COUNTY DEBT**

	Mo. Beginning	Payment	Balance Due
Reserve State Comptroller	804,395.59	-1,888.23	<b>802,507.36</b>
Reserve St Comptroller II	142,070.82	-2,960.00	<b>139,110.82</b>
2015 Tax Notes	1,915,000.00	0.00	<b>1,915,000.00</b>
Series 2015 Refund Bonds	1,010,000.00	0.00	<b>1,010,000.00</b>
2017 Road Bond Payable	5,510,000.00	0.00	<b>5,510,000.00</b>
2017 Road Bond Prem	289,750.00	0.00	<b>289,750.00</b>
Liability Comp Absence	382,716.00	0.00	<b>382,716.00</b>
R&B 2 Equipmnt BB&T	37,834.22	-12,597.44	<b>25,236.78</b>
R&B 2 Equipmnt SPFC	28,634.26	-8,977.05	<b>19,657.21</b>
R&B 3 Equipmnt SPFC	198,930.95	-7,305.19	<b>191,625.76</b>
R&B 1 770G M/G BB&T	222,174.32	-7,962.28	<b>214,212.04</b>
OPEB Pension Liability	6,665,441.00	0.00	<b>6,665,441.00</b>
GASB 68 Pension Liabilty	5,996,840.00	0.00	<b>5,996,840.00</b>
Def. Resource Inflow Pensn	802,568.00		<b>802,568.00</b>
<b>Totals:</b>	<b>24,006,355.16</b>	<b>-41,690.19</b>	<b>23,964,664.97</b>