

# 15,596

**Brittni Turner**  
**Hunt County Treasurer**

**FY 19: Monthly Report, April 2019**

FILED FOR RECORD  
at 8:00 o'clock 2 M

**JUN 04 2019**

JENNIFER LINDENZWEIG  
County Clerk, Hunt County, TX  
By Jennifer Lindenzweig

The Treasurers' Monthly Report includes money received and disbursed as well as funds invested and debt due by Hunt County. The Treasurer's Books and the Auditor's General Ledger agree. The Bank Statements have been reconciled and approved by the County Auditor.


This affidavit must state the amount of cash and other assets that are in the custody of the county treasurer at the time of the examination. (LGC 114.026) **Month End Balance: \$43,654,163.16**


Therefore, Brittni Turner, County Treasurer of Hunt County, Texas, who being fully sworn, upon oath says that the within and foregoing report is true and correct to the best of her knowledge.


This report will be filed with accompanying reports this 28<sup>th</sup> day of May, 2019.


  
Brittni Turner, Hunt County Treasurer

Commissioners' Court having compared and examined the Treasurer's Report as presented and subject to independent auditor's review, certify the report to be correct and therefore request it be filed with the official minutes of this meeting. LGC 114.026(c)

  
Bobby Stovall, Hunt County Judge

  
Eric Evans, Comm., Pct #1

  
Randy Strait, Comm., Pct #2

  
Steven Harrison, Comm., Pct #4

  
Phillip Martin, Comm., Pct #3

**Hunt County Treasurer  
Monthly Report  
April 2019**

Hunt County Funds	Beginning Balance	Money Received	Money Disbursed	Transfer In/Out Investment	Month End Balance
10-GENERAL	6,583,819.95	1,209,170.85	-2,636,332.90	0.00	5,156,657.90
10-TexPool Investment	1,076,563.73	2,154.09	0.00	0.00	1,078,717.82
10-TexStar Investment	2,818,117.27	5,615.23	0.00	0.00	2,823,732.50
10-InWood Nat'l Bank CD	583,587.21	991.30	0.00	0.00	584,578.51
10-InWood Nat'l Bank CD-2	522,420.30	887.40	0.00	0.00	523,307.70
10-TexPool Invstmnt,Jail	3,264,209.22	6,531.38	0.00	0.00	3,270,740.60
10-Logic G.O.	16,983,554.48	36,067.86	0.00	0.00	17,019,622.34
<b>10-General Fund Totals:</b>	<b>31,832,272.16</b>	<b>1,261,418.11</b>	<b>-2,636,332.90</b>	<b>0.00</b>	<b>30,457,357.37</b>
15-Exchange Bldg	1,054,399.72	36,738.37	-19,319.66		1,071,818.43
20-Law Library	20,944.94	3,117.78	-11,208.39		12,854.33
21-R&B #1	91,646.31	55,725.72	-90,931.77	100,000.00	156,440.26
21-R&B #1, TexPool Invest.	50,198.12	100.45	0.00	0.00	50,298.57
21-R&B #1, Logic	1,607,585.28	3,406.91	0.00	-100,000.00	1,510,992.19
<b>21-R&amp;B #1 Fund Totals:</b>	<b>1,749,429.71</b>	<b>59,233.08</b>	<b>-90,931.77</b>	<b>0.00</b>	<b>1,717,731.02</b>
22-R&B #2	148,580.59	59,619.59	-125,806.63	75,000.00	157,393.55
22-R&B #2, TexPool Invest.	50,191.25	100.43	0.00	0.00	50,291.68
22-R&B #2, Logic	941,118.67	1,993.34	0.00	-75,000.00	868,112.01
<b>22-R&amp;B #2 Fund Totals:</b>	<b>1,139,890.51</b>	<b>61,713.36</b>	<b>-125,806.63</b>	<b>0.00</b>	<b>1,075,797.24</b>
23-R&B #3	129,062.41	56,379.19	-129,287.23	100,000.00	156,154.37
23-R&B #3, TexPool Invest	90,845.89	181.77	0.00	0.00	91,027.66
23-R&B #3, Logic	1,173,658.52	2,485.40	0.00	-100,000.00	1,076,143.92
<b>23-R&amp;B #3 Fund Totals:</b>	<b>1,393,566.82</b>	<b>59,046.36</b>	<b>-129,287.23</b>	<b>0.00</b>	<b>1,323,325.95</b>
24-R&B #4	137,688.48	55,740.23	-117,559.91	80,000.00	155,868.80
24-R&B #4, TexPool Invest	51,774.63	103.62	0.00	0.00	51,878.25
24-R&B #4, Logic	1,472,133.12	3,120.68	0.00	-80,000.00	1,395,253.80
<b>24-R&amp;B #4 Fund Totals:</b>	<b>1,661,596.23</b>	<b>58,964.53</b>	<b>-117,559.91</b>	<b>0.00</b>	<b>1,603,000.85</b>
25-Health Private	9,369.23	2,230.48	-1,390.76		10,208.95
26-State Health Services	-45,840.68	27,855.52	-29,078.51		-47,063.67
27-Hunt County Grants	-4,568.85	2,176.31	-11,982.62		-14,375.16
44-Road Bonds	89,055.16	0.00	-101,181.40	0.00	-12,126.24
44-Road Bonds, Logic	3,808,744.90	8,088.60	0.00	0.00	3,816,833.50
<b>44-Road Bond Totals:</b>	<b>3,897,800.06</b>	<b>8,088.60</b>	<b>-101,181.40</b>	<b>0.00</b>	<b>3,804,707.26</b>
45-Capital Improvement	0.00	0.00	0.00		0.00
61-Right of Way Fund	13,165.62	0.00	0.00		13,165.62
61-Right of Way FundTxPool	9,368.21	18.72	0.00		9,386.93
<b>61-Right of Way Fund Total</b>	<b>22,533.83</b>	<b>18.72</b>			<b>22,552.55</b>
68-JP, DDC Fee Fund	141,574.39	614.18	-588.07		141,600.50

**Hunt County Treasurer  
Monthly Report  
April 2019**

Hunt County Funds	Beginning Balance	Money Received	Money Disbursed	Transfer In/Out Investment	Month End Balance
70-Voter Admin 19	0.00	0.00	0.00		0.00
71-DC Records Management	18,159.83	307.93	0.00		18,467.76
74-Elections Special	76,841.67	0.00	0.00		76,841.67
75-CA-DWI	13,224.04	91.43	0.00		13,315.47
77-PreTrial Intervention	27,124.01	2,690.00	0.00		29,814.01
81-CC Rec Mgt Preservation	638,916.19	16,211.14	-87.86		655,039.47
82-Courthouse Security	75,388.22	3,255.38	-708.46		77,935.14
83-Justice Court Sec.	61,681.83	337.95	-981.25		61,038.53
84-District Clerk Archive	50,126.73	470.95	0.00		50,597.68
85-Co & District Court Techn	5,856.08	311.24	0.00		6,167.32
86-County Record Preservation	91,287.02	720.79	-4.49		92,003.32
87-Justice Court Technology	32,700.40	1,339.82	-697.01		33,343.21
88-County Clerk Archive	383,505.72	14,850.00	0.00		398,355.72
89-County Record Mgt Preserve	60,766.22	1,180.48	0.00		61,946.70
91-LEOSE	63,724.63	0.00	-2,092.00		61,632.63
95-Juv Prob. Local Funds	327,294.91	0.00	-30,164.47		297,130.44
96-Juv Prob Grant Funds	126,614.54	61,227.66	-42,216.00		145,626.20
<hr/>					
50-Debt Service (I&S)	238,198.25	15,014.14	-6,562.81	0.00	246,649.58
50-Debt Service TexPool Inv	148,445.68	297.01	0.00	0.00	148,742.69
50-Debt Service Fund Totals:	<u>386,643.93</u>	<u>15,311.15</u>	<u>-6,562.81</u>	<u>0.00</u>	<u>395,392.27</u>
<hr/>					
<b>Total of Funds:</b>	<b>45,312,824.04</b>	<b>1,699,521.32</b>	<b>-3,358,182.20</b>	<b>0.00</b>	<b>43,654,163.16</b>

**Hunt County Treasurer  
Monthly Report  
April 2019**

**HUNT COUNTY DEBT**

	Mo. Beginning	Payment	Balance Due
Reserve State Comptroller	793,066.21	-1,888.23	<b>791,177.98</b>
Reserve St Comptroller II	124,310.82	-2,960.00	<b>121,350.82</b>
2015 Tax Notes	1,875,000.00	0.00	<b>1,875,000.00</b>
Series 2015 Refund Bonds	0.00	0.00	<b>0.00</b>
2017 Road Bond Payable	5,500,000.00	0.00	<b>5,500,000.00</b>
2017 Road Bond Prem	289,750.00	0.00	<b>289,750.00</b>
Liability Comp Absence	382,716.00	0.00	<b>382,716.00</b>
R&B 2 Equipmnt SPFC	1,668.54	0.00	<b>1,668.54</b>
R&B 3 Equipmnt SPFC	154,943.39	-7,367.87	<b>147,575.52</b>
R&B 1 770G M/G BB&T	174,105.05	-8,080.85	<b>166,024.20</b>
OPEB Pension Liability	6,665,441.00	0.00	<b>6,665,441.00</b>
GASB 68 Pension Liability	5,996,840.00	0.00	<b>5,996,840.00</b>
Def. Resource Inflow Pensn	802,568.00	0.00	<b>802,568.00</b>
Totals:	<b>22,760,409.01</b>	<b>-20,296.95</b>	<b>22,740,112.06</b>

Invested Funds  
April 2019

GENERAL Fund	Rate	Month Balance	
Logic	2.5838%	17,019,622.34	67.27%
Texpool	2.4344%	4,349,458.42	17.19%
Texstar	2.4243%	2,823,732.50	11.16%
InWood NTL CDs	2.0000%	584,578.51	2.31%
InWood NTL CDs	2.0000%	523,307.70	
<b>TOTAL:</b>		<b>25,300,699.47</b>	<b>97.93%</b>

Road & Bridge 1	Rate	Month Balance	
Logic	2.5838%	1,510,992.19	96.78%
Texpool	2.4344%	50,298.57	3.22%
<b>TOTAL:</b>		<b>1,561,290.76</b>	<b>100.00%</b>

Road & Bridge 2	Rate	Month Balance	
Logic	2.5838%	868,112.01	94.52%
Texpool	2.4344%	50,291.68	5.48%
<b>TOTAL:</b>		<b>918,403.69</b>	<b>100.00%</b>

Road & Bridge 3	Rate	Month Balance	
Logic	2.5838%	1,076,143.92	92.20%
Texpool	2.4344%	91,027.66	7.80%
<b>TOTAL:</b>		<b>1,167,171.58</b>	<b>100.00%</b>

Road & Bridge 4	Rate	Month Balance	
Logic	2.5838%	1,395,253.80	96.42%
Texpool	2.4344%	51,878.25	3.58%
<b>TOTAL:</b>		<b>1,447,132.05</b>	<b>100.00%</b>

(Also at 100% each as stated below)

Logic: Road Bonds 3,816,833.50  
 TexPool: Right of Way 9,386.93  
 TexPool: Debt Service I&S 148,742.69

**Total Investments: \$34,369,660.67**