

#15, 966e

Brittni Turner
Hunt County Treasurer

FY 20: Monthly Report, November 2019

FILED FOR RECORD
at 11:40 o'clock 2 M
FEB 10 2020
JENNIFER LINDENZWEIG
County Clerk, Hunt County TX
By Jennifer Lindenzweig

The Treasurers' Monthly Report includes money received and disbursed as well as funds invested and debt due by Hunt County. The Treasurer's Books and the Auditor's General Ledger agree. The Bank Statements have been reconciled and approved by the County Auditor.

This affidavit must state the amount of cash and other assets that are in the custody of the county treasurer at the time of the examination. (LGC 114.026) **Month End Balance: \$37,148,713.21**


Therefore, Brittni Turner, County Treasurer of Hunt County, Texas, who being fully sworn, upon oath says that the within and foregoing report is true and correct to the best of her knowledge.


This report will be filed with accompanying reports this 10th day of February, 2020.



Brittni Turner, Hunt County Treasurer


Commissioners' Court having compared and examined the Treasurer's Report as presented and subject to independent auditor's review, certify the report to be correct and therefore request it be filed with the official minutes of this meeting. LGC 114.026(c)


Eric Evans, Comm., Pct #1


Bobby Stevall, Hunt County Judge


Randy Strait, Comm., Pct #2


Phillip Martin, Comm., Pct #3


Steven Harrison, Comm., Pct #4

Hunt County Treasurer
Monthly Report
November 2019

Hunt County Funds	Beginning Balance	Money Received	Money Disbursed	Transfer In/Out Investment	Month End Balance
10-GENERAL	5,058,812.78	7,063,179.67	-3,179,501.09	0.00	8,942,491.36
10-TeXPool Investment	1,090,931.75	1,504.09	0.00	0.00	1,092,435.84
10-TeXStar Investment	2,855,319.90	3,796.36	0.00	0.00	2,859,116.26
10-InWood Nat'l Bank CD	590,464.86	952.83	0.00	0.00	591,417.69
10-InWood Nat'l Bank CD-2	528,577.09	897.85	0.00	0.00	529,474.94
10-Logic G.O.	2,444,342.75	13,903.42	0.00	0.00	2,458,246.17
10-General Fund Totals:	15,852,272.44	7,090,893.36	-3,179,501.09	0.00	16,473,182.26
15-Exchange Bldg	1,216,800.64	34,634.85	-27,181.25		1,224,254.24
20-Law Library	14,227.32	4,235.00	-11,376.18		7,086.14
21-R&B #1	203,766.76	375,699.03	-101,288.92	0.00	478,176.87
21-R&B #1, TexPool Invest.	50,868.02	70.16	0.00	0.00	50,938.18
21-R&B #1, Logic	652,261.98	987.99	0.00	0.00	653,249.97
21-R&B #1 Fund Totals:	906,896.76	376,757.18	-101,288.92	0.00	1,182,365.02
22-R&B #2	193,255.89	375,459.33	-229,268.65	0.00	339,446.57
22-R&B #2, TexPool Invest.	50,861.02	70.13	0.00	0.00	50,931.15
22-R&B #2, Logic	78,168.94	118.40	0.00	0.00	78,287.34
22-R&B #2 Fund Totals:	322,285.85	375,647.86	-229,268.65	0.00	468,665.06
23-R&B #3	192,544.29	375,609.90	-184,403.09	0.00	383,751.10
23-R&B #3, TexPool Invest	92,058.30	126.96	0.00	0.00	92,185.26
23-R&B #3, Logic	199,419.04	302.08	0.00	0.00	199,721.12
23-R&B #3 Fund Totals:	484,021.63	376,038.94	-184,403.09	0.00	675,657.48
24-R&B #4	189,991.22	375,451.86	-272,605.60	0.00	292,837.48
24-R&B #4, TexPool Invest	52,465.69	72.31	0.00	0.00	52,538.00
24-R&B #4, Logic	431,111.24	652.99	0.00	0.00	431,764.23
24-R&B #4 Fund Totals:	673,568.15	376,177.16	-272,605.60	0.00	777,139.71
25-Health Private	3,874.94	4,111.65	-5,258.72		2,727.87
26-State Health Services	-49,175.34	1,662.82	-38,184.23		-85,696.75
27-Hunt County Grants	1,109.94	16,846.54	-16,846.16		1,110.32
44-Road Bonds	507.97	0.00	0.00	0.00	507.97
44-Road Bonds, Logic	3,200,125.20	4,847.28	0.00	0.00	3,204,972.48
44-Road Bond Totals:	3,200,633.17	4,847.28	0.00	0.00	3,205,480.45
45-Capital Improvement	0.00	0.00	0.00	0.00	0.00
45-Capital Improvement Logic	6,734,581.77	0.00	0.00	0.00	6,734,581.77
45-Capital Improvement TxPool	3,307,774.09	4,560.39	0.00	0.00	3,312,334.48
45-Capital Improvement Totals:	10,042,355.86	4,560.39	0.00	0.00	10,046,916.25

**Hunt County Treasurer
Monthly Report
November 2019**

Hunt County Funds	Beginning Balance	Money Received	Money Disbursed	Transfer In/Out Investment	Month End Balance
61-Right of Way Fund	13,165.62	0.00	0.00		13,165.62
61-Right of Way FundTxPool	9,493.24	13.09	0.00		9,506.33
61-Right of Way Fund Total	22,658.86	13.09			22,671.95
68-JP, DDC Fee Fund	136,755.45	533.22	-1,355.63		135,933.04
70-Voter Admin 19	0.00	0.00	0.00		0.00
71-DC Records Management	21,017.88	385.09	0.00		21,402.97
74-Elections Special	93,627.55	0.00	0.00		93,627.55
75-CA-DWI	14,265.18	222.49	0.00		14,487.67
77-PreTrial Intervention	44,481.01	1,574.00	0.00		46,055.01
81-CC Rec Mgt Preservation	751,835.20	19,195.38	-1,478.40		769,552.18
82-Courthouse Security	79,605.20	3,411.45	-1,288.93		81,727.72
83-Justice Court Sec.	59,586.79	246.55	-675.63		59,157.71
84-District Clerk Archive	54,571.93	598.29	0.00		55,170.22
85-Co & District Court Techn	8,334.01	414.65	0.00		8,748.66
86-County Record Preservation	98,551.93	970.00	0.00		99,521.93
87-Justice Court Technology	35,401.46	990.26	-812.52		35,579.20
88-County Clerk Archive	506,615.72	17,050.00	0.00		523,665.72
89-County Record Mgt Preserve	71,593.26	1,524.09	0.00		73,117.35
91-LEOSE	59,301.21	0.00	0.00		59,301.21
95-Juv Prob. Local Funds	487,181.32	1,303.32	-47,746.98		440,737.66
96-Juv Prob Grant Funds	92,877.73	56,531.72	-65,472.80		83,936.65
50-Debt Service (I&S)	216,094.85	178,701.72	0.00	0.00	394,796.57
50-Debt Service TexPool Inv	150,426.79	207.40	0.00	0.00	150,634.19
50-Debt Service Fund Totals:	366,521.64	178,909.12	0.00	0.00	545,430.76
Total of Funds:	25,631,298.83	8,945,725.36	-4,184,744.78	0.00	37,148,713.21

**Hunt County Treasurer
Monthly Report
November 2019**

HUNT COUNTY DEBT

	Mo. Beginning	Payment	Balance Due
Reserve State Comptroller	779,848.60	-1,888.23	777,960.37
Reserve St Comptroller II	103,590.82	-2,960.00	100,630.82
2015 Tax Notes	1,875,000.00	0.00	1,875,000.00
Series 2015 Refund Bonds	0.00	0.00	0.00
2017 Road Bond Payable	5,500,000.00	0.00	5,500,000.00
Bond Premium Payable	-14,477.58	0.00	-14,477.58
2017 Road Bond Prem	289,750.00	0.00	289,750.00
Liability Comp Absence	453,583.00	0.00	453,583.00
R&B 2 Equipmnt SPFC	0.00	0.00	0.00
R&B 3 Equipmnt SPFC	105,154.00	-7,441.67	97,712.33
R&B 1 770G M/G BB&T	116,963.52	-8,221.42	108,742.10
R&B 1 770G M/G RDO	82,125.50	0.00	82,125.50
R&B 2 M/G BCI Capital	209,830.87	-5,491.95	204,338.92
R&B 4 Loaders BCI Capital	212,956.35	-5,573.75	207,382.60
OPEB Pension Liability	6,792,176.00	0.00	6,792,176.00
GASB 68 Pension Liabilty	1,983,824.00	0.00	1,983,824.00
Def. Resource Inflow Pensn	1,669,648.00	0.00	1,669,648.00
Totals:	20,159,973.08	-31,577.02	20,128,396.06

2 |
**Invested Funds
 November 2019**

GENERAL Fund	Rate	Month Balance	
Logic	1.8429%	2,458,246.17	32.64%
Texpool	1.6774%	1,092,435.84	14.51%
Texstar	1.6177%	2,859,116.26	37.97%
InWood NTL CDs	2.0000%	591,417.69	7.85%
InWood NTL CDs	2.0000%	529,474.94	7.03%
TOTAL:		7,530,690.90	100.00%

Road & Bridge 1	Rate	Month Balance	
Logic	1.8429%	653,249.97	92.77%
Texpool	1.6774%	50,938.18	7.23%
TOTAL:		704,188.15	100.00%

Road & Bridge 2	Rate	Month Balance	
Logic	1.8429%	78,287.34	60.59%
Texpool	1.6774%	50,931.15	39.41%
TOTAL:		129,218.49	100.00%

Road & Bridge 3	Rate	Month Balance	
Logic	1.8429%	199,721.12	68.42%
Texpool	1.6774%	92,185.26	31.58%
TOTAL:		291,906.38	100.00%

Road & Bridge 4	Rate	Month Balance	
Logic	1.8429%	431,764.23	89.15%
Texpool	1.6774%	52,538.00	10.85%
TOTAL:		484,302.23	100.00%

Capital Improvement	Rate	Month Balance	
Logic	1.8429%	6,734,581.77	67.03%
Texpool	1.6774%	3,312,334.48	32.97%
TOTAL:		10,046,916.25	100.00%

(Also at 100% each as stated below)

Logic: Road Bonds	3,204,972.48
TexPool: Right of Way	9,506.33
TexPool: Debt Service I&S	150,634.19

Total Investments: **\$22,552,335.40**