

#16,432

Brittini Turner
Hunt County Treasurer

FY 20: Monthly Report, August 2020

FILED FOR RECORD
at 11:00 o'clock 2 M

OCT 16 2020


JENNIFER LINDENZWEIG
County Clerk, Hunt County, TX
By Jennifer Lindenzweig

The Treasurers' Monthly Report includes money received and disbursed as well as funds invested and debt due by Hunt County. The Treasurer's Books and the Auditor's General Ledger agree. The Bank Statements have been reconciled and approved by the County Auditor.


This affidavit must state the amount of cash and other assets that are in the custody of the county treasurer at the time of the examination. (LGC 114.026) **Month End Balance: \$40,755,871.65**


Therefore, Brittini Turner, County Treasurer of Hunt County, Texas, who being fully sworn, upon oath says that the within and foregoing report is true and correct to the best of her knowledge.

This report will be filed with accompanying reports this 13th day of October, 2020.



Brittini Turner, Hunt County Treasurer


Commissioners' Court having compared and examined the Treasurer's Report as presented and subject to independent auditor's review, certify the report to be correct and therefore request it be filed with the official minutes of this meeting. LGC 114.026(c)


Bobby Stovall, Hunt County Judge


Eric Evans, Comm., Pct #1


Randy Strait, Comm., Pct #2


Phillip Martin, Comm., Pct #3


Steven Harrison, Comm., Pct #4

**Hunt County Treasurer
Monthly Report
August 2020**

Hunt County Funds	Beginning Balance	Money Received	Money Disbursed	Transfer In/Out Investment	Month End Balance
10-GENERAL	4,340,653.55	1,085,557.08	-3,567,863.58	2,000,000.00	3,858,347.05
10-TexPool Investment	1,098,790.67	164.99	0.00	0.00	1,098,955.66
10-TexStar Investment	2,875,183.50	401.69	0.00	0.00	2,875,585.19
10-Inwood Nat'l Bank CD # 8623	598,924.00	963.84	0.00	0.00	599,887.84
10-Inwood Nat'l Bank CD # 6260	536,333.07	863.11	0.00	0.00	537,196.18
10-Logic G.O.	12,781,705.95	3,084.61	0.00	-2,000,000.00	10,784,790.56
10-General Fund Totals:	22,231,590.74	1,091,035.32	-3,567,863.58	0.00	19,754,762.48
15-Exchange Bldg	1,394,583.56	34,907.19	-18,787.35		1,410,703.40
20-Law Library	18,956.60	4,460.05	-8,334.56		15,082.09
21-R&B #1	256,774.65	310,215.69	-323,862.17	0.00	243,128.17
21-R&B #1, TexPool Invest.	51,234.49	7.67	0.00	0.00	51,242.16
21-R&B #1, Logic	1,190,434.91	318.86	0.00	0.00	1,190,753.77
21-R&B #1 Fund Totals:	1,498,444.05	310,542.22	-323,862.17	0.00	1,485,124.10
22-R&B #2	253,843.42	284,102.19	-209,709.70	0.00	328,235.91
22-R&B #2, TexPool Invest.	51,227.43	7.67	0.00	0.00	51,235.10
22-R&B #2, Logic	446,525.45	119.60	0.00	0.00	446,645.05
22-R&B #2 Fund Totals:	751,596.30	284,229.46	-209,709.70	0.00	826,116.06
23-R&B #3	264,690.44	284,096.71	-293,786.03	0.00	255,001.12
23-R&B #3, TexPool Invest	92,721.56	13.95	0.00	0.00	92,735.51
23-R&B #3, Logic	705,993.15	189.13	0.00	0.00	706,182.28
23-R&B #3 Fund Totals:	1,063,405.15	284,299.79	-293,786.03	0.00	1,053,918.91
24-R&B #4	285,189.46	284,103.73	-123,670.64	0.00	445,622.55
24-R&B #4, TexPool Invest	52,843.61	7.89	0.00	0.00	52,851.50
24-R&B #4, Logic	281,508.77	75.40	0.00	0.00	281,584.17
24-R&B #4 Fund Totals:	619,541.84	284,187.02	-123,670.64	0.00	780,058.22
25-Health Private	8,501.47	10,302.94	-9,743.74		9,060.67
26-State Health Services	-46,299.49	7,528.15	-30,778.29		-69,549.63
27-Hunt County Grants	31,241.54	7,892.23	-13,745.72		25,388.05
44-Road Bonds	0.00	0.00	-69,449.25	0.00	-69,449.25
44-Road Bonds, Logic	2,217,231.79	593.91	0.00	0.00	2,217,825.70
44-Road Bond Totals:	2,217,231.79	593.91	-69,449.25	0.00	2,148,376.45
45-Capital Improvement	-33,774.00	0.00	-239,960.14	195,174.00	-78,560.14
45-Capital Improvement Logic	6,789,730.51	1,785.65	0.00	-195,174.00	6,596,342.16
45-Capital Improvement TxPool	3,331,602.93	500.35	0.00	0.00	3,332,103.28
45-Capital Improvement Totals:	10,087,559.44	2,286.00	-239,960.14	0.00	9,849,885.30

**Hunt County Treasurer
Monthly Report
August 2020**

Hunt County Funds	Beginning Balance	Money Received	Money Disbursed	Transfer In/Out Investment	Month End Balance
61-Right of Way Fund	13,165.62	0.00	0.00		13,165.62
61-Right of Way FundTxPool	9,561.80	1.47	0.00		9,563.27
61-Right of Way Fund Total	22,727.42	1.47			22,728.89
68-JP, DDC Fee Fund	134,944.88	352.12	-250.30		135,046.70
70-Voter Admin 19	0.00	0.00	0.00		0.00
71-DC Records Management	24,064.47	404.33	0.00		24,468.80
72-HAVA/CARES Grant	83,948.73	0.00	0.00		83,948.73
74-Elections Special	86,563.55	0.00	0.00		86,563.55
75-CA-DWI	13,873.59	97.52	0.00		13,971.11
77-PreTrial Intervention	49,479.01	600.00	0.00		50,079.01
81-CC Rec Mgt Preservation	882,041.54	26,122.71	-4,371.21		903,793.04
82-Courthouse Security	105,397.74	4,024.07	-365.96		109,055.85
83-Justice Court Sec.	57,756.10	243.93	-252.75		57,747.28
84-District Clerk Archive	59,569.22	585.45	0.00		60,154.67
85-Co & District Court Techn	11,623.21	380.40	0.00		12,003.61
86-County Record Preservation	93,916.09	951.87	-338.59		94,529.37
87-Justice Court Technology	35,059.69	821.90	-732.66		35,148.93
88-County Clerk Archive	665,575.72	24,300.00	0.00		689,875.72
89-County Record Mgt Preserve	81,800.75	835.00	0.00		82,635.75
91-LEOSE	71,146.21	0.00	-1,511.33		69,634.88
95-Juv Prob. Local Funds	575,584.07	38,397.81	-42,284.12		571,697.76
96-Juv Prob Grant Funds	50,793.92	49,209.20	-77,148.66		22,854.46
50-Debt Service (I&S)	287,274.77	5,039.41	-102,840.00	0.00	189,474.18
50-Debt Service TexPool Inv	151,510.48	22.78	0.00	0.00	151,533.26
50-Debt Service Fund Totals:	438,785.25	5,062.19	-102,840.00	0.00	341,007.44
Total of Funds:	33,215,721.98	2,472,368.25	-5,139,786.75	0.00	40,755,871.65

**Hunt County Treasurer
Monthly Report
August 2020**

HUNT COUNTY DEBT

	Mo. Beginning	Payment	Balance Due
Reserve State Comptroller	762,854.53	-1,888.23	760,966.30
Reserve St Comptroller II	76,950.82	-2,960.00	73,990.82
2015 Tax Notes	1,260,000.00	0.00	1,260,000.00
2017 Road Bond Payable	5,490,000.00	0.00	5,490,000.00
Bond Premium Payable	-14,477.58	0.00	-14,477.58
2017 Road Bond Prem	289,750.00	0.00	289,750.00
Liability Comp Absence	453,583.00	0.00	453,583.00
R&B 3 Equipmnt SPFC	37,795.88	-7,537.66	30,258.22
R&B 1 770G M/G BB&T	42,236.46	-8,405.75	33,830.71
R&B 1 770G M/G RDO	82,125.50	-82,124.50	1.00
R&B 2 M/G BCI Capital	160,050.93	-5,580.31	154,470.62
R&B 4 Loaders BCI Capital	162,434.92	-5,663.43	156,771.49
OPEB Pension Liability	6,792,176.00	0.00	6,792,176.00
GASB 68 Pension Liabilty	1,983,824.00	0.00	1,983,824.00
Def. Resource Inflow Pensn	1,669,648.00	0.00	1,669,648.00
Totals:	<u>19,248,952.46</u>	<u>-114,159.88</u>	<u>19,134,792.58</u>

Invested Funds August 2020

GENERAL Fund	Rate	Month Balance	
Logic	0.3154%	10,784,790.56	67.84%
Texpool	0.1768%	1,098,955.66	6.91%
Texstar	0.1645%	2,875,585.19	18.09%
Inwood Ntl CD 8263 - Maturity Date 10/10/20	1.9000%	599,887.84	3.77%
Inwood Ntl CD 6260 - Maturity Date 02/13/21	1.9000%	537,196.18	3.38%
TOTAL:		15,896,415.43	100.00%

Road & Bridge 1	Rate	Month Balance	
Logic	0.3154%	1,190,753.77	95.87%
Texpool	0.1768%	51,242.16	4.13%
TOTAL:		1,241,995.93	100.00%

Road & Bridge 2	Rate	Month Balance	
Logic	0.3154%	446,645.05	89.71%
Texpool	0.1768%	51,235.10	10.29%
TOTAL:		497,880.15	100.00%

Road & Bridge 3	Rate	Month Balance	
Logic	0.3154%	706,182.28	88.39%
Texpool	0.1768%	92,735.51	11.61%
TOTAL:		798,917.79	100.00%

Road & Bridge 4	Rate	Month Balance	
Logic	0.3154%	281,584.17	84.20%
Texpool	0.1768%	52,851.50	15.80%
TOTAL:		334,435.67	100.00%

Capital Improvement	Rate	Month Balance	
Logic	0.3154%	6,596,342.16	66.44%
Texpool	0.1768%	3,332,103.28	33.56%
TOTAL:		9,928,445.44	100.00%

(Also at 100% each as stated below)

Logic: Road Bonds	2,217,825.70
TexPool: Right of Way	9,563.27
TexPool: Debt Service I&S	151,533.26

Total Investments: **\$31,077,012.64**