

16,999

FILED FOR RECORD  
at 1:30 o'clock P M

SEP 14 2021

BECKY LANDRUM  
County Clerk, Hunt County, Tex.  
By 


**Brittni Turner**  
**Hunt County Treasurer**  
  
**FY 21: Monthly Report, July 2021**

The Treasurers' Monthly Report includes money received and disbursed as well as funds invested and debt due by Hunt County. The Treasurer's Books and the Auditor's General Ledger agree. The Bank Statements have been reconciled and approved by the County Auditor.


This affidavit must state the amount of cash and other assets that are in the custody of the county treasurer at the time of the examination. (LGC 114.026) **Month End Balance: \$63,444,863.02**


Therefore, Brittni Turner, County Treasurer of Hunt County, Texas, who being fully sworn, upon oath says that the within and foregoing report is true and correct to the best of her knowledge.


This report will be filed with accompanying reports this 14<sup>th</sup> day of September, 2021.

  
Brittni Turner, Hunt County Treasurer


Commissioners' Court having compared and examined the Treasurer's Report as presented and subject to independent auditor's review, certify the report to be correct and therefore request it be filed with the official minutes of this meeting. LGC 114.026(c)

  
Mark Hutchins, Comm., Pct #1

  
Bobby Stovall, Hunt County Judge

  
Randy Strait, Comm., Pct #2

  
Phillip Martin, Comm., Pct #3

  
Steven Harrison, Comm., Pct #4

**Hunt County Treasurer**  
**Monthly Report**  
**July 2021**

Hunt County Funds	Beginning Balance	Money Received	Money Disbursed	Transfer In/Out Investment	Month End Balance
<b>10-GENERAL</b>	3,175,869.71	1,650,932.49	-3,152,988.21	2,500,000.00	<b>4,173,813.99</b>
10-TexPool Investment	1,099,570.53	17.62	0.00	0.00	<b>1,099,588.15</b>
10-TexStar Investment	2,876,914.67	24.45	0.00	0.00	<b>2,876,939.12</b>
10-Inwood Nat'l Bank CD # 8263	604,197.05	297.96	0.00	0.00	<b>604,495.01</b>
10-Inwood Nat'l Bank CD # 6260	543,963.52	268.26	0.00	0.00	<b>544,231.78</b>
10-Logic G.O.	21,799,344.39	918.62	0.00	-2,500,000.00	<b>19,300,263.01</b>
<b>10-General Fund Totals:</b>	<b>30,099,859.87</b>	<b>1,652,459.40</b>	<b>-3,152,988.21</b>	<b>0.00</b>	<b>28,599,331.06</b>
<b>15-Exchange Bldg</b>	1,556,953.94	56,265.83	-24,383.39		<b>1,588,836.38</b>
<b>20-Law Library</b>	11,929.77	6,524.13	-15,510.99		<b>2,942.91</b>
<b>21-R&amp;B #1</b>	107,615.30	45,125.89	-164,520.22	160,000.00	<b>148,220.97</b>
21-R&B #1, TexPool Invest.	51,270.61	0.87	0.00	0.00	<b>51,271.48</b>
21-R&B #1, Logic	1,511,737.66	64.63	0.00	-160,000.00	<b>1,351,802.29</b>
<b>21-R&amp;B #1 Fund Totals:</b>	<b>1,670,623.57</b>	<b>45,191.39</b>	<b>-164,520.22</b>	<b>0.00</b>	<b>1,551,294.74</b>
<b>22-R&amp;B #2</b>	121,752.70	69,719.49	-322,888.15	285,000.00	<b>153,584.04</b>
22-R&B #2, TexPool Invest.	51,263.55	0.87	0.00	0.00	<b>51,264.42</b>
22-R&B #2, Logic	1,072,500.67	44.79	0.00	-285,000.00	<b>787,545.46</b>
<b>22-R&amp;B #2 Fund Totals:</b>	<b>1,245,516.92</b>	<b>69,765.15</b>	<b>-322,888.15</b>	<b>0.00</b>	<b>992,393.92</b>
<b>23-R&amp;B #3</b>	160,397.70	51,753.49	-170,072.52	110,000.00	<b>152,078.67</b>
23-R&B #3, TexPool Invest	92,787.64	1.49	0.00	0.00	<b>92,789.13</b>
23-R&B #3, Logic	937,176.85	40.02	0.00	-110,000.00	<b>827,216.87</b>
<b>23-R&amp;B #3 Fund Totals:</b>	<b>1,190,362.19</b>	<b>51,795.00</b>	<b>-170,072.52</b>	<b>0.00</b>	<b>1,072,084.67</b>
<b>24-R&amp;B #4</b>	175,646.48	47,519.50	-213,687.45	140,000.00	<b>149,478.53</b>
24-R&B #4, TexPool Invest	52,880.71	0.87	0.00	0.00	<b>52,881.58</b>
24-R&B #4, Logic	1,227,374.24	52.31	0.00	-140,000.00	<b>1,087,426.55</b>
<b>24-R&amp;B #4 Fund Totals:</b>	<b>1,455,901.43</b>	<b>47,572.68</b>	<b>-213,687.45</b>	<b>0.00</b>	<b>1,289,786.66</b>
<b>25-Health Private</b>	9,856.97	509.27	-374.56		<b>9,991.68</b>
<b>26-State Health Services</b>	-23,554.69	5,797.11	-19,346.73		<b>-37,104.31</b>
<b>27-Hunt County Grants</b>	-17,175.44	3,026.17	-8,436.70		<b>-22,585.97</b>
<b>41-American Rescue Plan Funds</b>	9,575,364.50	0.00	0.00		<b>9,575,364.50</b>
<b>44-Road Bonds</b>	0.00		-180,765.96	180,765.96	<b>0.00</b>
44-Road Bonds, Logic	7,613,276.32	332.07	0.00	-180,765.96	<b>7,432,842.43</b>
<b>44-Road Bond Totals:</b>	<b>7,613,276.32</b>	<b>332.07</b>	<b>-180,765.96</b>	<b>0.00</b>	<b>7,432,842.43</b>
<b>45-Capital Improvement</b>	0.00	0.00	-757,583.00	757,583.00	<b>0.00</b>
45-Capital Improvement Logic	5,423,272.33	226.34	0.00	-757,583.00	<b>4,665,915.67</b>
45-Capital Improvement TxPool	3,333,968.07	53.44	0.00	0.00	<b>3,334,021.51</b>
<b>45-Capital Improvement Totals:</b>	<b>8,757,240.40</b>	<b>279.78</b>	<b>-757,583.00</b>	<b>0.00</b>	<b>7,999,937.18</b>
<b>61-Right of Way Fund</b>	13,165.62	0.00	0.00		<b>13,165.62</b>
61-Right of Way Fund TxPool	9,568.33	0.19	0.00		<b>9,568.52</b>
<b>61-Right of Way Fund Totals</b>	<b>22,733.95</b>	<b>0.19</b>			<b>22,734.14</b>

**Hunt County Treasurer  
Monthly Report  
July 2021**

Hunt County Funds	Beginning Balance	Money Received	Money Disbursed	Transfer In/Out Investment	Month End Balance
68-JP, DDC Fee Fund	132,840.95	380.00	-2,260.91		130,960.04
70-Voter Admin 19	-3,343.00	4,893.00	-1,900.00		-350.00
71-DC Records Management	28,133.72	639.63	0.00		28,773.35
72-HAVA/CARES Grant	0.00	0.00	0.00		0.00
74-Elections Special	82,713.55	1,331.41	0.00		84,044.96
75-CA-DWI	14,747.78	99.64	0.00		14,847.42
77-PreTrial Intervention	62,295.13	4,688.00	0.00		66,983.13
81-CC Rec Mgt Preservation	772,023.98	22,260.32	-4,318.82		789,965.48
82-Courthouse Security	142,673.43	4,564.44	-1,325.86		145,912.01
83-Justice Court Sec.	59,845.46	341.54	-37.99		60,149.01
84-District Clerk Archive	65,807.45	1,208.28	0.00		67,015.73
85-Co & District Court Techn	15,443.37	386.14	0.00		15,829.51
86-County Record Preservation	102,923.82	1,564.04	0.00		104,487.86
87-Justice Court Technology	34,546.60	1,176.44	-1,586.74		34,136.30
88-County Clerk Archive	492,417.31	20,860.00	0.00		513,277.31
89-County Record Mgt Preserve	96,845.15	3,345.85	0.00		100,191.00
91-LEOSE	63,999.37	315.00	-785.00		63,529.37
95-Juv Prob. Local Funds	668,798.72	1,210.55	-44,097.53		625,911.74
96-Juv Prob Grant Funds	93,801.83	51,422.36	-57,505.21		87,718.98
<hr/>					
50-Debt Service (I&S)	273,057.17	8,952.42	0.00	0.00	282,009.59
50-Debt Service TexPool Inv	151,617.82	2.42	0.00	0.00	151,620.24
50-Debt Service Fund Totals:	424,674.99	8,954.84	0.00	0.00	433,629.83
<hr/>					
<b>Total of Funds:</b>	<b>48,187,474.41</b>	<b>2,068,879.87</b>	<b>-5,144,375.94</b>	<b>0.00</b>	<b>63,444,863.02</b>

**Hunt County Treasurer  
Monthly Report  
July 2021**

**HUNT COUNTY DEBT**

	<b>Mo. Beginning</b>	<b>Payment</b>	<b>Balance Due</b>
Reserve State Comptroller	\$742,084.00	-\$1,888.23	<b>\$740,195.77</b>
Reserve St Comptroller II	\$44,390.82	-\$2,960.00	<b>\$41,430.82</b>
2015 Tax Notes	\$635,000.00	\$0.00	<b>\$635,000.00</b>
2017 Road Bonds Payable	\$5,475,000.00	\$0.00	<b>\$5,475,000.00</b>
2021 Road Bonds Payable	\$5,745,000.00	\$0.00	<b>\$5,745,000.00</b>
Bond Premium Payable	-\$28,955.16	\$0.00	<b>-\$28,955.16</b>
2017 Road Bond Premium	\$289,750.00	\$0.00	<b>\$289,750.00</b>
2021 Road Bond Premium	\$330,337.50	\$0.00	<b>\$330,337.50</b>
Liability Comp Absence	\$482,062.00	\$0.00	<b>\$482,062.00</b>
R&B 2 M/G BCI Capital	\$98,119.83	-\$5,690.24	<b>\$92,429.59</b>
R&B 4 Loaders BCI Capital	\$99,581.36	-\$5,774.99	<b>\$93,806.37</b>
SRC Dump Trk Bancorp Finance	\$265,691.41	-\$4,857.17	<b>\$260,834.24</b>
SRC Excavator CAT Financial	\$222,542.20	-\$5,144.00	<b>\$217,398.20</b>
OPEB Pension Liability	\$11,033,948.00	\$0.00	<b>\$11,033,948.00</b>
GASB 68 Pension Liability	\$8,323,051.00	\$0.00	<b>\$8,323,051.00</b>
Def. Resource Inflow Pensn	\$463,124.00	\$0.00	<b>\$463,124.00</b>
Def. Inflow Resources-OPEB	\$1,213,403.00	\$0.00	<b>\$1,213,403.00</b>
<b>Totals:</b>	<b>\$35,434,129.96</b>	<b>-\$26,314.63</b>	<b>\$35,407,815.33</b>

**Invested Funds  
July 2021**

<b>GENERAL Fund</b>	<b>Rate</b>	<b>Month Balance</b>	
Logic	0.0518%	19,300,263.01	79.02%
Texpool	0.0189%	1,099,588.15	4.50%
Texstar	0.0100%	2,876,939.12	11.78%
Inwood Ntl CD 8263 - Maturity Date 10/10/21	0.6000%	604,495.01	2.47%
Inwood Ntl CD 6260 - Maturity Date 04/13/22	0.6000%	544,231.78	2.23%
<b>TOTAL:</b>		<b>24,425,517.07</b>	<b>100.00%</b>

<b>Road &amp; Bridge 1</b>	<b>Rate</b>	<b>Month Balance</b>	
Logic	0.0518%	1,351,802.29	96.35%
Texpool	0.0189%	51,271.48	3.65%
<b>TOTAL:</b>		<b>1,403,073.77</b>	<b>100.00%</b>

<b>Road &amp; Bridge 2</b>	<b>Rate</b>	<b>Month Balance</b>	
Logic	0.0518%	787,545.46	93.89%
Texpool	0.0189%	51,264.42	6.11%
<b>TOTAL:</b>		<b>838,809.88</b>	<b>100.00%</b>

<b>Road &amp; Bridge 3</b>	<b>Rate</b>	<b>Month Balance</b>	
Logic	0.0518%	827,216.87	89.91%
Texpool	0.0189%	92,789.13	10.09%
<b>TOTAL:</b>		<b>920,006.00</b>	<b>100.00%</b>

<b>Road &amp; Bridge 4</b>	<b>Rate</b>	<b>Month Balance</b>	
Logic	0.0518%	1,087,426.55	95.36%
Texpool	0.0189%	52,881.58	4.64%
<b>TOTAL:</b>		<b>1,140,308.13</b>	<b>100.00%</b>

<b>Capital Improvement</b>	<b>Rate</b>	<b>Month Balance</b>	
Logic	0.0518%	4,665,915.67	58.32%
Texpool	0.0189%	3,334,021.51	41.68%
<b>TOTAL:</b>		<b>7,999,937.18</b>	<b>100.00%</b>

(Also at 100% each as stated below)

Logic: Road Bonds	7,432,842.43
TexPool: Right of Way	9,568.52
TexPool: Debt Service I&S	151,620.24

**Total Investments:** **\$44,321,683.22**