

17,301

FILED FOR RECORD
at 1:00 o'clock P M

MAR 08 2022

BECKY LANDRUM
County Clerk, Hunt County, Tex.
By 

Brittini Turner
Hunt County Treasurer


FY 22: Monthly Report, November 2021

The Treasurers' Monthly Report includes money received and disbursed as well as funds invested and debt due by Hunt County. The Treasurer's Books and the Auditor's General Ledger agree. The Bank Statements have been reconciled and approved by the County Auditor.


This affidavit must state the amount of cash and other assets that are in the custody of the county treasurer at the time of the examination. (LGC 114.026) **Month End Balance: \$53,779,975.27**


Therefore, Brittini Turner, County Treasurer of Hunt County, Texas, who being fully sworn, upon oath says that the within and foregoing report is true and correct to the best of her knowledge.


This report will be filed with accompanying reports this 8th day of March, 2022.


Brittini Turner, Hunt County Treasurer

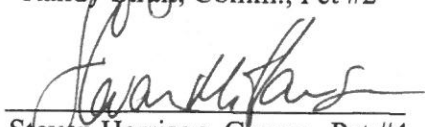
Commissioners' Court having compared and examined the Treasurer's Report as presented and subject to independent auditor's review, certify the report to be correct and therefore request it be filed with the official minutes of this meeting. LGC 114.026(c)


Bobby Stovall, Hunt County Judge


Mark Hutchins, Comm., Pct #1


Randy Strait, Comm., Pct #2


Phillip Martin, Comm., Pct #3


Steven Harrison, Comm., Pct #4

**Hunt County Treasurer
Monthly Report
November 2021**

Hunt County Funds	Beginning Balance	Money Received	Money Disbursed	Transfer In/Out Investment	Month End Balance
10-GENERAL	3,087,132.88	3,056,960.23	-3,688,844.59	1,500,000.00	3,955,248.52
10-TexPool Investment	1,099,667.16	34.36	0.00	0.00	1,099,701.52
10-TexStar Investment	2,877,011.67	24.08	0.00	0.00	2,877,035.75
10-Inwood Nat'l Bank CD # 8263	605,409.66	231.38	0.00	0.00	605,641.04
10-Inwood Nat'l Bank CD # 6260	545,055.25	277.76	0.00	0.00	545,333.01
10-Logic G.O.	15,301,879.92	469.57	0.00	-1,500,000.00	13,802,349.49
10-General Fund Totals:	23,516,156.54	3,057,997.38	-3,688,844.59	0.00	22,885,309.33
15-Exchange Bldg	1,651,586.55	57,152.66	-30,284.65		1,678,454.56
20-Law Library	-14,368.35	4,316.13	-8,831.89		-18,884.11
21-R&B #1	137,384.38	314,042.65	-306,199.98	150,000.00	295,227.05
21-R&B #1, TexPool Invest.	51,275.09	1.50	0.00	0.00	51,276.59
21-R&B #1, Logic	701,916.02	20.35	0.00	-150,000.00	551,936.37
21-R&B #1 Fund Totals:	890,575.49	314,064.50	-306,199.98	0.00	898,440.01
22-R&B #2	105,368.23	214,404.15	-253,639.40	50,000.00	116,132.98
22-R&B #2, TexPool Invest.	51,268.03	1.50	0.00	0.00	51,269.53
22-R&B #2, Logic	417,605.63	12.70	0.00	-50,000.00	367,618.33
22-R&B #2 Fund Totals:	574,241.89	214,418.35	-253,639.40	0.00	535,020.84
23-R&B #3	159,293.81	173,785.75	-282,340.61	90,000.00	140,738.95
23-R&B #3, TexPool Invest	92,795.74	2.93	0.00	0.00	92,798.67
23-R&B #3, Logic	512,280.82	15.15	0.00	-90,000.00	422,295.97
23-R&B #3 Fund Totals:	764,370.37	173,803.83	-282,340.61	0.00	655,833.59
24-R&B #4	134,593.82	237,065.89	-239,625.41	100,000.00	232,034.30
24-R&B #4, TexPool Invest	52,885.28	1.69	0.00	0.00	52,886.97
24-R&B #4, Logic	332,504.29	9.21	0.00	-100,000.00	232,513.50
24-R&B #4 Fund Totals:	519,983.39	237,076.79	-239,625.41	0.00	517,434.77
25-Health Private	633.77	1,117.00	-414.44		1,336.33
26-State Health Services	-49,564.60	41,999.18	-30,207.42		-37,772.84
27-Hunt County Grants	13,522.97	19,411.94	-12,262.43		20,672.48
41-American Rescue Plan Funds	8,575,364.50	0.00	0.00		8,575,364.50
44-Road Bonds	0.00	0.00	-63,590.91	0.00	-63,590.91
44-Road Bonds, Logic	7,093,776.59	227.99	0.00	0.00	7,094,004.58
44-Road Bond Totals:	7,093,776.59	227.99	-63,590.91	0.00	7,030,413.67
45-Capital Improvement	0.00	0.00	-127,192.42	127,192.42	0.00
45-Capital Improvement Logic	3,932,040.39	124.48	0.00	-127,192.42	3,804,972.45
45-Capital Improvement TxPool	3,334,260.86	104.14	0.00	0.00	3,334,365.00
45-Capital Improvement Totals:	7,266,301.25	228.62	-127,192.42	0.00	7,139,337.45
61-Right of Way Fund	13,165.62	0.00	0.00		13,165.62
61-Right of Way Fund TxPool	9,569.44	0.30	0.00		9,569.74
61-Right of Way Fund Totals	22,735.06	0.30			22,735.36

**Hunt County Treasurer
Monthly Report
November 2021**

Hunt County Funds	Beginning Balance	Money Received	Money Disbursed	Transfer In/Out Investment	Month End Balance
68-JP, DDC Fee Fund	125,414.38	228.72	0.00		125,643.10
70-Voter Admin 19	0.00	0.00	0.00		0.00
71-DC Records Management	30,027.34	354.46	0.00		30,381.80
72-HAVA/CARES Grant	0.00	0.00	0.00		0.00
74-Elections Special	108,364.53	0.00	0.00		108,364.53
75-CA-DWI	15,071.23	85.34	0.00		15,156.57
77-PreTrial Intervention	81,086.72	12,065.00	0.00		93,151.72
81-CC Rec Mgt Preservation	858,176.07	22,374.50	-6,376.72		874,173.85
82-Courthouse Security	152,186.10	3,577.48	-1,514.39		154,249.19
83-Justice Court Sec.	60,809.64	218.50	-37.99		60,990.15
84-District Clerk Archive	69,293.61	629.02	0.00		69,922.63
85-Co & District Court Techn	16,871.10	345.56	0.00		17,216.66
86-County Record Preservation	107,569.07	973.19	0.00		108,542.26
87-Justice Court Technology	34,850.32	731.74	-743.46		34,838.60
88-County Clerk Archive	591,487.31	19,680.00	0.00		611,167.31
89-County Record Mgt Preserve	109,795.83	1,117.39	0.00		110,913.22
91-LEOSE	60,639.97	0.00	0.00		60,639.97
95-Juv Prob. Local Funds	928,036.70	895.72	-60,725.94		868,206.48
96-Juv Prob Grant Funds	97,449.26	53,177.74	-48,336.29		102,290.71
<hr/>					
50-Debt Service (I&S)	197,027.40	81,767.29	0.00	0.00	278,794.69
50-Debt Service TexPool Inv	151,631.13	4.76	0.00	0.00	151,635.89
50-Debt Service Fund Totals:	348,658.53	81,772.05	0.00	0.00	430,430.58
<hr/>					
Total of Funds:	38,779,437.38	4,319,812.46	-5,161,168.94	0.00	53,779,975.27

**Hunt County Treasurer
Monthly Report
November 2021**

HUNT COUNTY DEBT

	Mo. Beginning	Payment	Balance Due
Reserve St Comptroller I	\$734,531.08	-\$1,888.23	\$732,642.85
Reserve St Comptroller II	\$32,550.82	-\$2,960.00	\$29,590.82
Reserve St Comptroller III	\$190,356.35	\$0.00	\$190,356.35
2015 Tax Notes	\$635,000.00	\$0.00	\$635,000.00
2017 Road Bonds Payable	\$5,475,000.00	\$0.00	\$5,475,000.00
2021 Road Bonds Payable	\$5,745,000.00	\$0.00	\$5,745,000.00
Bond Premium Payable	-\$28,955.16	\$0.00	-\$28,955.16
2017 Road Bond Premium	\$289,750.00	\$0.00	\$289,750.00
2021 Road Bond Premium	\$330,337.50	\$0.00	\$330,337.50
Liability Comp Absence	\$482,062.00	\$0.00	\$482,062.00
R&B 2 M/G BCI Capital	\$75,298.20	-\$5,730.75	\$69,567.45
R&B 4 Loaders BCI Capital	\$76,419.82	-\$5,816.10	\$70,603.72
SRC Dump Trk Bancorp Finance	\$246,206.40	-\$4,894.78	\$241,311.62
SRC Excavator CAT Financial	\$201,889.16	-\$5,195.46	\$196,693.70
OPEB Pension Liability	\$11,033,948.00	\$0.00	\$11,033,948.00
GASB 68 Pension Liability	\$8,323,051.00	\$0.00	\$8,323,051.00
Def. Resource Inflow Pensn	\$463,124.00	\$0.00	\$463,124.00
Def. Inflow Resources-OPEB	\$1,213,403.00	\$0.00	\$1,213,403.00
Totals:	\$35,518,972.17	-\$26,485.32	\$35,492,486.85

Invested Funds November 2021

GENERAL Fund	Rate	Month Balance	
Logic	0.0391%	13,802,349.49	72.91%
Texpool	0.0381%	1,099,701.52	5.81%
Texstar	0.0102%	2,877,035.75	15.20%
Inwood Ntl CD 8263 - Maturity Date 10/10/21	0.6000%	605,641.04	3.20%
Inwood Ntl CD 6260 - Maturity Date 04/13/22	0.6000%	545,333.01	2.88%
TOTAL:		18,930,060.81	100.00%

Road & Bridge 1	Rate	Month Balance	
Logic	0.0391%	551,936.37	91.50%
Texpool	0.0381%	51,276.59	8.50%
TOTAL:		603,212.96	100.00%

Road & Bridge 2	Rate	Month Balance	
Logic	0.0391%	367,618.33	87.76%
Texpool	0.0381%	51,269.53	12.24%
TOTAL:		418,887.86	100.00%

Road & Bridge 3	Rate	Month Balance	
Logic	0.0391%	422,295.97	81.98%
Texpool	0.0381%	92,798.67	18.02%
TOTAL:		515,094.64	100.00%

Road & Bridge 4	Rate	Month Balance	
Logic	0.0391%	232,513.50	81.47%
Texpool	0.0381%	52,886.97	18.53%
TOTAL:		285,400.47	100.00%

Capital Improvement	Rate	Month Balance	
Logic	0.0391%	3,804,972.45	53.30%
Texpool	0.0381%	3,334,365.00	46.70%
TOTAL:		7,139,337.45	100.00%

(Also at 100% each as stated below)

Logic: Road Bonds	7,094,004.58
TexPool: Right of Way	9,569.74
TexPool: Debt Service I&S	151,635.89

Total Investments: **\$35,147,204.40**