

17,447

**Brittni Turner  
Hunt County Treasurer**

**FY 22: Monthly Report, March 2022**

FILED FOR RECORD  
at 1:00 o'clock P M

MAY 10 2022


BECKY LANDRUM  
County Clerk, Hunt County, Tex.  
By 

The Treasurers' Monthly Report includes money received and disbursed as well as funds invested and debt due by Hunt County. The Treasurer's Books and the Auditor's General Ledger agree. The Bank Statements have been reconciled and approved by the County Auditor.


This affidavit must state the amount of cash and other assets that are in the custody of the county treasurer at the time of the examination. (LGC 114.026) **Month End Balance: \$73,154,755.03**


Therefore, Brittni Turner, County Treasurer of Hunt County, Texas, who being fully sworn, upon oath says that the within and foregoing report is true and correct to the best of her knowledge.


This report will be filed with accompanying reports this 10<sup>th</sup> day of May, 2022.


  
Brittni Turner, Hunt County Treasurer


Commissioners' Court having compared and examined the Treasurer's Report as presented and subject to independent auditor's review, certify the report to be correct and therefore request it be filed with the official minutes of this meeting. LGC 114.026(c)

  
Mark Hutchins, Comm., Pct #1

  
Bobby Stovall, Hunt County Judge

  
Randy Strait, Comm., Pct #2

  
Phillip Martin, Comm., Pct #3

  
Steven Harrison, Comm., Pct #4

**Hunt County Treasurer  
Monthly Report  
March 2022**

Hunt County Funds	Beginning Balance	Money Received	Money Disbursed	Transfer In/Out Investment	Month End Balance
<b>10-GENERAL</b>	5,055,892.34	2,066,780.94	-2,900,294.91	0.00	<b>4,222,378.37</b>
10-TexPool Investment	1,099,824.97	143.51	0.00	0.00	1,099,968.48
10-TexStar Investment	2,877,117.05	261.40	0.00	0.00	2,877,378.45
10-Inwood Nat'l Bank CD # 8263	606,328.25	209.31	0.00	0.00	606,537.56
10-Inwood Nat'l Bank CD # 6260	546,158.14	251.39	0.00	0.00	546,409.53
10-Logic G.O.	29,807,376.73	6,311.38	0.00	0.00	29,813,688.11
<b>10-General Fund Totals:</b>	<b>39,992,697.48</b>	<b>2,073,957.93</b>	<b>-2,900,294.91</b>	<b>0.00</b>	<b>39,166,360.50</b>
<b>15-Exchange Bldg</b>	1,730,965.16	55,267.26	-43,328.94		<b>1,742,903.48</b>
<b>20-Law Library</b>	18,007.45	7,770.00	-1,910.94		<b>23,866.51</b>
<b>21-R&amp;B #1</b>	373,475.45	165,429.85	-114,399.10	-250,000.00	<b>174,506.20</b>
21-R&B #1, TexPool Invest.	51,282.32	6.72	0.00	0.00	51,289.04
21-R&B #1, Logic	1,832,213.00	410.77	0.00	250,000.00	2,082,623.77
<b>21-R&amp;B #1 Fund Totals:</b>	<b>2,256,970.77</b>	<b>165,847.34</b>	<b>-114,399.10</b>	<b>0.00</b>	<b>2,308,419.01</b>
<b>22-R&amp;B #2</b>	317,641.71	92,776.63	-337,820.07	100,000.00	<b>172,598.27</b>
22-R&B #2, TexPool Invest.	51,275.26	6.72	0.00	0.00	51,281.98
22-R&B #2, Logic	1,217,800.90	247.54	0.00	-100,000.00	1,118,048.44
<b>22-R&amp;B #2 Fund Totals:</b>	<b>1,586,717.87</b>	<b>93,030.89</b>	<b>-337,820.07</b>	<b>0.00</b>	<b>1,341,928.69</b>
<b>23-R&amp;B #3</b>	345,246.50	89,909.87	-260,388.63	0.00	<b>174,767.74</b>
23-R&B #3, TexPool Invest	92,809.16	12.14	0.00	0.00	92,821.30
23-R&B #3, Logic	1,582,523.16	335.10	0.00	0.00	1,582,858.26
<b>23-R&amp;B #3 Fund Totals:</b>	<b>2,020,578.82</b>	<b>90,257.11</b>	<b>-260,388.63</b>	<b>0.00</b>	<b>1,850,447.30</b>
<b>24-R&amp;B #4</b>	340,796.15	89,924.88	-146,375.43	-100,000.00	<b>184,345.60</b>
24-R&B #4, TexPool Invest	52,892.97	6.90	0.00	0.00	52,899.87
24-R&B #4, Logic	1,492,722.67	325.19	0.00	100,000.00	1,593,047.86
<b>24-R&amp;B #4 Fund Totals:</b>	<b>1,886,411.79</b>	<b>90,256.97</b>	<b>-146,375.43</b>	<b>0.00</b>	<b>1,830,293.33</b>
<b>25-Health Private</b>	2,829.07	778.84	-3,413.49		<b>194.42</b>
<b>26-State Health Services</b>	-44,722.11	28,715.25	-24,533.28		<b>-40,540.14</b>
<b>27-Hunt County Grants</b>	23,008.49	14,610.65	-80,729.18		<b>-43,110.04</b>
<b>41-American Rescue Plan Funds</b>	8,572,898.04	0.00	-750,166.86		<b>7,822,731.18</b>
<b>44-Road Bonds</b>	0.00	10,445.94	-497,231.90	489,136.43	<b>2,350.47</b>
44-Road Bonds, Logic	6,752,825.94	1,379.45	0.00	-489,136.43	6,265,068.96
<b>44-Road Bond Totals:</b>	<b>6,752,825.94</b>	<b>11,825.39</b>	<b>-497,231.90</b>	<b>0.00</b>	<b>6,267,419.43</b>
<b>45-Capital Improvement</b>	-166,466.66	0.00	0.00	166,466.66	<b>0.00</b>
45-Capital Improvement Logic	3,697,078.82	756.05	0.00	-166,466.66	3,531,368.21
45-Capital Improvement TxPool	3,334,739.39	435.21	0.00	0.00	3,335,174.60
<b>45-Capital Improvement Totals:</b>	<b>6,865,351.55</b>	<b>1,191.26</b>	<b>0.00</b>	<b>0.00</b>	<b>6,866,542.81</b>
<b>61-Right of Way Fund</b>	13,165.62	0.00	0.00		<b>13,165.62</b>
61-Right of Way Fund TxPool	9,570.78	1.24	0.00		9,572.02
<b>61-Right of Way Fund Totals</b>	<b>22,736.40</b>	<b>1.24</b>			<b>22,737.64</b>

**Hunt County Treasurer  
Monthly Report  
March 2022**

Hunt County Funds	Beginning Balance	Money Received	Money Disbursed	Transfer In/Out Investment	Month End Balance
68-JP, DDC Fee Fund	124,822.58	1,652.42	-3,660.41		122,814.59
70-Voter Admin 19	0.00	0.00	-3,750.26		-3,750.26
71-DC Records Management	30,810.91	1.37	0.00		30,812.28
72-HAVA/CARES Grant	0.00	0.00	0.00		0.00
74-Elections Special	104,514.53	0.00	0.00		104,514.53
75-CA-DWI	15,537.72	150.47	0.00		15,688.19
77-PreTrial Intervention	118,063.22	8,366.50	-2,083.20		124,346.52
81-CC Rec Mgt Preservation	950,712.06	26,145.62	-4,036.58		972,821.10
82-Courthouse Security	165,484.16	8,626.40	-1,465.02		172,645.54
83-Justice Court Sec.	61,576.85	466.04	-179.14		61,863.75
84-District Clerk Archive	70,839.61	51.67	0.00		70,891.28
85-Co & District Court Techn	17,866.99	93.35	0.00		17,960.34
86-County Record Preservation	111,681.50	7,095.00	0.00		118,776.50
87-Justice Court Technology	35,270.92	1,570.67	-2,842.20		33,999.39
88-County Clerk Archive	690,347.31	25,100.00	0.00		715,447.31
89-County Record Mgt Preserve	114,049.87	2,469.55	0.00		116,519.42
91-LEOSE	70,368.35	0.00	-868.96		69,499.39
95-Juv Prob. Local Funds	743,381.92	790.00	-42,817.64		701,354.28
96-Juv Prob Grant Funds	48,124.83	103,611.02	-52,133.10		99,602.75
<hr/>					
50-Debt Service (I&S)	262,778.64	39,668.62	-5,365.94	0.00	297,081.32
50-Debt Service TexPool Inv	151,652.90	19.79	0.00	0.00	151,672.69
50-Debt Service Fund Totals:	<b>414,431.54</b>	<b>39,688.41</b>	<b>-5,365.94</b>	<b>0.00</b>	<b>448,754.01</b>
<hr/>					
<b>Total of Funds:</b>	<b>59,970,445.34</b>	<b>2,858,197.36</b>	<b>-4,529,628.32</b>	<b>0.00</b>	<b>73,154,755.03</b>

**Hunt County Treasurer  
Monthly Report  
March 2022**

**HUNT COUNTY DEBT**

	<b>Mo. Beginning</b>	<b>Payment</b>	<b>Balance Due</b>
Reserve St Comptroller I	\$726,978.16	-\$1,888.23	<b>\$725,089.93</b>
Reserve St Comptroller II	\$20,710.82	-\$2,960.00	<b>\$17,750.82</b>
Reserve St Comptroller III	\$190,356.35	\$0.00	<b>\$190,356.35</b>
2015 Tax Notes	\$635,000.00	-\$635,000.00	<b>\$0.00</b>
2017 Road Bonds Payable	\$5,475,000.00	-\$15,000.00	<b>\$5,460,000.00</b>
2021 Road Bonds Payable	\$5,745,000.00	-\$140,000.00	<b>\$5,605,000.00</b>
Bond Premium Payable	-\$28,955.16	\$0.00	<b>-\$28,955.16</b>
2017 Road Bond Premium	\$289,750.00	\$0.00	<b>\$289,750.00</b>
2021 Road Bond Premium	\$330,337.50	\$0.00	<b>\$330,337.50</b>
Liability Comp Absence	\$482,062.00	\$0.00	<b>\$482,062.00</b>
R&B 2 M/G BCI Capital	\$52,314.10	-\$5,771.54	<b>\$46,542.56</b>
R&B 4 Loaders BCI Capital	\$53,093.39	-\$5,857.51	<b>\$47,235.88</b>
SRC Dump Trk Bancorp Finance	\$236,407.39	-\$236,407.39	<b>\$0.00</b>
SRC Excavator CAT Financial	\$181,029.50	-\$5,247.44	<b>\$175,782.06</b>
OPEB Pension Liability	\$11,033,948.00	\$0.00	<b>\$11,033,948.00</b>
GASB 68 Pension Liability	\$8,323,051.00	\$0.00	<b>\$8,323,051.00</b>
Def. Resource Inflow Pensn	\$463,124.00	\$0.00	<b>\$463,124.00</b>
Def. Inflow Resources-OPEB	\$1,213,403.00	\$0.00	<b>\$1,213,403.00</b>
<b>Totals:</b>	<b>\$35,422,610.05</b>	<b>-\$1,048,132.11</b>	<b>\$34,374,477.94</b>

**Invested Funds  
March 2022**

<b>GENERAL Fund</b>	Rate	Month Balance	
Logic	0.2493%	29,813,688.11	85.32%
Texpool	0.1536%	1,099,968.48	3.15%
Texstar	0.1070%	2,877,378.45	8.23%
Inwood Ntl CD 8263 - Maturity Date 10/10/22	0.4500%	606,537.56	1.74%
Inwood Ntl CD 6260 - Maturity Date 04/13/22	0.6000%	546,409.53	1.56%
<b>TOTAL:</b>		<b>34,943,982.13</b>	<b>100.00%</b>

<b>Road &amp; Bridge 1</b>	Rate	Month Balance	
Logic	0.2493%	2,082,623.77	97.60%
Texpool	0.1536%	51,289.04	2.40%
<b>TOTAL:</b>		<b>2,133,912.81</b>	<b>100.00%</b>

<b>Road &amp; Bridge 2</b>	Rate	Month Balance	
Logic	0.2493%	1,118,048.44	95.61%
Texpool	0.1536%	51,281.98	4.39%
<b>TOTAL:</b>		<b>1,169,330.42</b>	<b>100.00%</b>

<b>Road &amp; Bridge 3</b>	Rate	Month Balance	
Logic	0.2493%	1,582,858.26	94.46%
Texpool	0.1536%	92,821.30	5.54%
<b>TOTAL:</b>		<b>1,675,679.56</b>	<b>100.00%</b>

<b>Road &amp; Bridge 4</b>	Rate	Month Balance	
Logic	0.2493%	1,593,047.86	96.79%
Texpool	0.1536%	52,899.87	3.21%
<b>TOTAL:</b>		<b>1,645,947.73</b>	<b>100.00%</b>

<b>Capital Improvement</b>	Rate	Month Balance	
Logic	0.2493%	3,531,368.21	51.43%
Texpool	0.1536%	3,335,174.60	48.57%
<b>TOTAL:</b>		<b>6,866,542.81</b>	<b>100.00%</b>

(Also at 100% each as stated below)

Logic: Road Bonds	6,265,068.96
TexPool: Right of Way	9,572.02
TexPool: Debt Service I&S	151,672.69

**Total Investments:** **\$54,861,709.13**