

18,137

FILED FOR RECORD
at 1:30 o'clock P M

MAY 09 2023

BECKY LANDRUM
County Clerk, Hunt County, Tex.
By 

Brittini Turner
Hunt County Treasurer

FY 23: Monthly Report, March 2023

The Treasurers' Monthly Report includes money received and disbursed as well as funds invested and debt due by Hunt County. The Treasurer's Books and the Auditor's General Ledger agree. The Bank Statements have been reconciled and approved by the County Auditor.


This affidavit must state the amount of cash and other assets that are in the custody of the county treasurer at the time of the examination. (LGC 114.026) **Month End Balance: \$83,536,012.70**

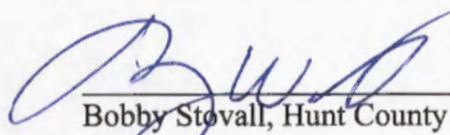
Therefore, Brittini Turner, County Treasurer of Hunt County, Texas, who being fully sworn, upon oath says that the within and foregoing report is true and correct to the best of her knowledge.


This report will be filed with accompanying reports this 9th day of May, 2023.

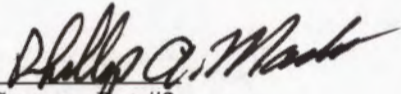

Brittini Turner, Hunt County Treasurer


Commissioners' Court having compared and examined the Treasurer's Report as presented and subject to independent auditor's review, certify the report to be correct and therefore request it be filed with the official minutes of this meeting. LGC 114.026(c)


Mark Hutchins, Comm., Pct #1


Bobby Stovall, Hunt County Judge


David Monroe, Comm., Pct #2


Phillip Martin, Comm., Pct #3


Steven Harrison, Comm., Pct #4

**Hunt County Treasurer
Monthly Report
March 2023**

Hunt County Funds	Beginning Balance	Money Received	Money Disbursed	Transfer In/Out Investment	Month End Balance
10-GENERAL	4,546,115.13	1,808,908.29	-3,984,777.28	2,000,000.00	4,370,246.14
10-Texas CLASS G.O.	12,559,991.24	51,941.08	0.00	0.00	12,611,932.32
10-TexPool Investment	1,125,086.52	4,405.85	0.00	0.00	1,129,492.37
10-TexStar Investment	2,941,666.76	11,509.19	0.00	0.00	2,953,175.95
10-Inwood Nat'l Bank CD # 8263	615,133.17	1,651.59	0.00	0.00	616,784.76
10-Inwood Nat'l Bank CD # 6260	553,946.20	1,487.31	0.00	0.00	555,433.51
10-Logic G.O.	21,298,773.63	86,848.61	0.00	-2,000,000.00	19,385,622.24
10-General Fund Totals:	43,640,712.65	1,966,751.92	-3,984,777.28	0.00	41,622,687.29
15-Exchange Bldg	1,888,586.05	53,442.88	-46,897.34	0.00	1,895,131.59
20-Law Library	41,810.01	4,200.00	-1,660.42	0.00	44,349.59
21-R&B #1	163,163.81	260,990.25	-354,454.50	80,000.00	149,699.56
21-R&B #1, Texas CLASS	1,416,749.54	5,858.87	0.00	0.00	1,422,608.41
21-R&B #1, TexPool Invest.	52,460.18	205.43	0.00	0.00	52,665.61
21-R&B #1, Logic	1,164,288.25	4,751.55	0.00	-80,000.00	1,089,039.80
21-R&B #1 Fund Totals:	2,796,661.78	271,806.10	-354,454.50	0.00	2,714,013.38
22-R&B #2	165,858.16	119,750.93	-156,174.81	0.00	129,434.28
22-R&B #2, Texas CLASS	1,452,037.46	6,004.77	0.00	0.00	1,458,042.23
22-R&B #2, TexPool Invest.	52,453.00	205.42	0.00	0.00	52,658.42
22-R&B #2, Logic	650,795.08	2,662.13	0.00	0.00	653,457.21
22-R&B #2 Fund Totals:	2,321,143.70	128,623.25	-156,174.81	0.00	2,293,592.14
23-R&B #3	165,707.19	159,787.73	-283,986.88	100,000.00	141,508.04
23-R&B #3, Texas CLASS	1,100,741.87	4,552.05	0.00	0.00	1,105,293.92
23-R&B #3, TexPool Invest	94,940.97	371.79	0.00	0.00	95,312.76
23-R&B #3, Logic	969,080.55	3,950.30	0.00	-100,000.00	873,030.85
23-R&B #3 Fund Totals:	2,330,470.58	168,661.87	-283,986.88	0.00	2,215,145.57
24-R&B #4	165,330.08	209,974.93	-254,650.22	0.00	120,654.79
24-R&B #4, Texas CLASS	1,276,494.20	5,278.84	0.00	0.00	1,281,773.04
24-R&B #4, TexPool Invest	54,107.84	211.89	0.00	0.00	54,319.73
24-R&B #4, Logic	627,058.27	2,565.03	0.00	0.00	629,623.30
24-R&B #4 Fund Totals:	2,122,990.39	218,030.69	-254,650.22	0.00	2,086,370.86
25-Health Private	-2,884.58	2,230.84	-2,628.14	0.00	-3,281.88
26-State Health Services	-24,476.97	10,183.04	-41,049.17	0.00	-55,343.10
27-Hunt County Grants	57,950.71	11,369.44	-14,118.31	0.00	55,201.84
41-American Rescue Plan Funds	0.00	0.00	-37,633.90	0.00	-37,633.90
41-ARPA Funds - Texas CLASS	15,448,705.45	63,887.16	0.00	0.00	15,512,592.61
41-ARPA Funds - Totals:	15,448,705.45	63,887.16	-37,633.90	0.00	15,474,958.71
44-Road Bonds	0.00	0.00	-215,479.58	215,479.58	0.00
44-Road Bonds, Logic	4,651,048.34	18,995.72	0.00	-215,479.58	4,454,564.48
44-Road Bond Totals:	4,651,048.34	18,995.72	-215,479.58	0.00	4,454,564.48
45-Capital Improvement	0.00	3,500.00	-22,018.75	18,518.75	0.00
45-Capital Improvement Logic	3,153,128.15	12,895.48	0.00	-18,518.75	3,147,504.88
45-Capital Improvement TxPool	3,411,334.00	13,358.90	0.00	0.00	3,424,692.90
45-Capital Improvement Totals:	6,564,462.15	29,754.38	-22,018.75	0.00	6,572,197.78
61-Right of Way Fund	13,165.62	0.00	0.00		13,165.62
61-Right of Way Fund TxPool	9,790.60	38.38	0.00		9,828.98
61-Right of Way Fund Totals	22,956.22	38.38			22,994.60

**Hunt County Treasurer
Monthly Report
March 2023**

Hunt County Funds	Beginning Balance	Money Received	Money Disbursed	Transfer In/Out Investment	Month End Balance
66-Self-Insured Insurance Fund	-173,532.40	470,781.54	-753,064.06	0.00	-455,814.92
66-Self-Insured Ins. - Texas Class	102,087.69	422.22	0.00	0.00	102,509.91
66-Self Insurance Fund Totals:	-71,444.71	471,203.76	-753,064.06	0.00	-353,305.01
68-JP, DDC Fee Fund	92,669.83	400.00	-3,475.03		89,594.80
70-Voter Admin 19	0.00	0.00	0.00		0.00
71-DC Records Management	16,050.80	1.13	0.00		16,051.93
72-HAVA/CARES Grant	0.00	0.00	0.00		0.00
74-Elections Special	93,354.53	10,311.03	0.00		103,665.56
75-CA-DWI	17,500.71	132.41	0.00		17,633.12
77-PreTrial Intervention	166,348.53	3,988.00	-5,251.26		165,085.27
81-CC RMPF	11,799.08	33,235.26	-6,709.40	0.00	38,324.94
81-CC RMPF - Texas Class	1,202,313.53	4,972.12	0.00	0.00	1,207,285.65
81-CC RMPF Totals	1,214,112.61	38,207.38	-6,709.40	0.00	1,245,610.59
82-Courthouse Security	215,869.25	7,133.57	-1,984.89		221,017.93
83-Justice Court Sec.	64,392.05	420.19	-185.58		64,626.66
84-District Clerk Archive	71,757.33	35.00	0.00		71,792.33
85-Co & District Court Techn	19,002.86	92.95	0.00		19,095.81
86-County Record Preservation	162,635.44	3,460.00	0.00		166,095.44
87-Justice Court Technology	32,954.56	1,405.74	-850.33		33,509.97
88-County Clerk Archive	909,134.87	31,850.00	0.00		940,984.87
89-County Record Mgt Preserve	130,525.28	1,320.46	0.00		131,845.74
91-TCOLE	57,583.99	0.00	-803.12		56,780.87
95-Juv Prob. Local Funds	784,230.97	1,153.35	-58,017.63		727,366.69
96-Juv Prob Grant Funds	29,223.55	119,261.21	-76,551.68		71,933.08
<hr/>					
50-Debt Service (I&S)	162,284.96	36,015.62	0.00	0.00	198,300.58
50-Debt Service TexPool Inv	155,136.09	607.53	0.00	0.00	155,743.62
50-Debt Service Fund Totals:	317,421.05	36,623.15	0.00	0.00	354,044.20
<hr/>					
Total of Funds:	63,039,423.56	3,108,657.58	-5,531,724.32	0.00	83,536,012.70

**Hunt County Treasurer
Monthly Report
March 2023**

HUNT COUNTY DEBT

	Mo. Beginning	Payment	Balance Due
Reserve St Comptroller I	\$704,319.40	-\$1,888.23	\$702,431.17
Reserve St Comptroller II	\$0.00	\$0.00	\$0.00
Reserve St Comptroller III	\$175,556.35	-\$2,960.00	\$172,596.35
2015 Tax Notes	\$0.00	\$0.00	\$0.00
2017 Road Bonds Payable	\$5,460,000.00	-\$290,000.00	\$5,170,000.00
2021 Road Bonds Payable	\$5,605,000.00	-\$585,000.00	\$5,020,000.00
Bond Premium Payable	-\$57,943.50	\$0.00	-\$57,943.50
2017 Road Bond Premium	\$289,750.00	\$0.00	\$289,750.00
2021 Road Bond Premium	\$330,337.50	\$0.00	\$330,337.50
Liability Comp Absence	\$605,957.00	\$0.00	\$605,957.00
R&B 3 Equipmnt SPFC	\$0.00	\$0.00	\$0.00
R&B 1 770G M/G BB&T	\$0.00	\$0.00	\$0.00
R&B 1 770G M/G RDO	\$0.00	\$0.00	\$0.00
R&B 2 M/G BCI Capital	\$0.00	\$0.00	\$0.00
R&B 4 Loaders BCI Capital	\$0.00	\$0.00	\$0.00
SRC Excavator CAT Financial	\$117,190.09	-\$117,190.09	\$0.00
OPEB Pension Liability	\$12,655,364.00	\$0.00	\$12,655,364.00
GASB 68 Pension Liability	\$6,514,278.00	\$0.00	\$6,514,278.00
Def. Resource Inflow Pensn	\$2,883,459.00	\$0.00	\$2,883,459.00
Def. Inflow Resources-OPEB	\$1,714,843.00	\$0.00	\$1,714,843.00
Totals:	\$36,998,110.84	-\$997,038.32	\$36,001,072.52

Invested Funds March 2023

GENERAL Fund	Rate	Month Balance	
Logic	4.8163%	19,385,622.24	52.04%
Texpool	4.6108%	1,129,492.37	3.03%
Texstar	4.6066%	2,953,175.95	7.93%
Texas CLASS	4.8597%	12,611,932.32	33.86%
Inwood Ntl CD 8263 - Maturity Date 10/10/23	3.5000%	616,784.76	1.66%
Inwood Ntl CD 6260 - Maturity Date 05/13/23	3.5000%	555,433.51	1.49%
TOTAL:		37,252,441.15	100.00%

Road & Bridge 1	Rate	Month Balance	
Logic	4.8163%	1,089,039.80	42.47%
Texpool	4.6108%	52,665.61	2.05%
Texas CLASS	4.8597%	1,422,608.41	55.48%
TOTAL:		2,564,313.82	100.00%

Road & Bridge 2	Rate	Month Balance	
Logic	4.8163%	653,457.21	30.19%
Texpool	4.6108%	52,658.42	2.43%
Texas CLASS	4.8597%	1,458,042.23	67.37%
TOTAL:		2,164,157.86	100.00%

Road & Bridge 3	Rate	Month Balance	
Logic	4.8163%	873,030.85	42.10%
Texpool	4.6108%	95,312.76	4.60%
Texas CLASS	4.8597%	1,105,293.92	53.30%
TOTAL:		2,073,637.53	100.00%

Road & Bridge 4	Rate	Month Balance	
Logic	4.8163%	629,623.30	32.03%
Texpool	4.6108%	54,319.73	2.76%
Texas CLASS	4.8597%	1,281,773.04	65.21%
TOTAL:		1,965,716.07	100.00%

Capital Improvement	Rate	Month Balance	
Logic	4.8163%	3,147,504.88	47.89%
Texpool	4.6108%	3,424,692.90	52.11%
TOTAL:		6,572,197.78	100.00%

ARPA Funds	Rate	Month Balance	
Texas CLASS	4.8597%	15,512,592.61	100.00%
TOTAL:		15,512,592.61	100.00%

Self-Insurance Fund	Rate	Month Balance	
Texas CLASS	4.8597%	102,509.91	100.00%
TOTAL:		102,509.91	100.00%

Invested Funds
March 2023

Co. Clerk Records Mgmt & Preservation	Rate	Month Balance	
Texas CLASS	4.8597%	1,207,285.65	100.00%
TOTAL:		1,207,285.65	100.00%

(Also at 100% each as stated below)

Logic: Road Bonds	4,454,564.48
TexPool: Right of Way	9,828.98
TexPool: Debt Service I&S	155,743.62

Total Investments: **\$74,034,989.46**