


18,295

FILED FOR RECORD
at 1:00 o'clock 1 M

AUG 08 2023

BECKY LANDRUM
County Clerk, Hunt County, Tex.
By 

Brittini Turner
Hunt County Treasurer


FY 23: Monthly Report, June 2023

The Treasurers' Monthly Report includes money received and disbursed as well as funds invested and debt due by Hunt County. The Treasurer's Books and the Auditor's General Ledger agree. The Bank Statements have been reconciled and approved by the County Auditor.


This affidavit must state the amount of cash and other assets that are in the custody of the county treasurer at the time of the examination. (LGC 114.026) **Month End Balance: \$72,266,949.17**

Therefore, Brittini Turner, County Treasurer of Hunt County, Texas, who being fully sworn, upon oath says that the within and foregoing report is true and correct to the best of her knowledge.


This report will be filed with accompanying reports this 8th day of August, 2023.


Brittini Turner, Hunt County Treasurer

Commissioners' Court having compared and examined the Treasurer's Report as presented and subject to independent auditor's review, certify the report to be correct and therefore request it be filed with the official minutes of this meeting. LGC 114.026(c)



Bobby Stovall, Hunt County Judge

Absent
Mark Hutchins, Comm., Pct #1


Phillip Martin, Comm., Pct #3




David Monroe, Comm., Pct #2


Steven Harrison, Comm., Pct #4

Hunt County Treasurer
Monthly Report
June 2023

Hunt County Funds	Beginning Balance	Money Received	Money Disbursed	Transfer In/Out Investment	Month End Balance
10-GENERAL	4,393,640.36	2,298,165.22	-3,648,067.85	1,000,000.00	4,043,737.73
10-Texas CLASS G.O.	12,720,295.91	54,457.12	0.00	-1,000,000.00	11,774,753.03
10-TexPool Investment	1,138,765.72	4,730.67	0.00	0.00	1,143,496.39
10-TexStar Investment	2,977,603.90	12,423.73	0.00	0.00	2,990,027.63
10-Inwood Nat'l Bank CD # 8263	620,397.81	1,844.19	0.00	0.00	622,242.00
10-Inwood Nat'l Bank CD # 6260	558,687.16	2,372.51	0.00	0.00	561,059.67
10-Logic G.O.	17,550,675.07	75,810.23	0.00	0.00	17,626,485.30
10-General Fund Totals:	39,960,065.93	2,449,803.67	-3,648,067.85	0.00	38,761,801.75
15-Exchange Bldg	1,847,689.71	51,295.84	-171,746.14	0.00	1,727,239.41
20-Law Library	49,217.73	4,731.11	-608.17	0.00	53,340.67
21-R&B #1	159,867.38	79,716.17	-273,882.02	200,000.00	165,701.53
21-R&B #1, Texas CLASS	1,168,549.06	4,924.35	0.00	-200,000.00	973,473.41
21-R&B #1, TexPool Invest.	53,098.02	220.57	0.00	0.00	53,318.59
21-R&B #1, Logic	918,302.35	3,966.63	0.00	0.00	922,268.98
21-R&B #1 Fund Totals:	2,299,816.81	88,827.72	-273,882.02	0.00	2,114,762.51
22-R&B #2	156,570.28	95,349.26	-620,761.83	525,000.00	156,157.71
22-R&B #2, Texas CLASS	1,470,569.94	5,999.06	0.00	-525,000.00	951,569.00
22-R&B #2, TexPool Invest.	53,090.75	220.54	0.00	0.00	53,311.29
22-R&B #2, Logic	378,990.32	1,637.07	0.00	0.00	380,627.39
22-R&B #2 Fund Totals:	2,059,221.29	103,205.93	-620,761.83	0.00	1,541,665.39
23-R&B #3	159,334.89	90,296.17	-338,646.02	260,000.00	170,985.04
23-R&B #3, Texas CLASS	1,114,790.75	4,647.66	0.00	-260,000.00	859,438.41
23-R&B #3, TexPool Invest	96,095.33	399.21	0.00	0.00	96,494.54
23-R&B #3, Logic	745,457.54	3,220.03	0.00	0.00	748,677.57
23-R&B #3 Fund Totals:	2,115,678.51	98,563.07	-338,646.02	0.00	1,875,595.56
24-R&B #4	159,732.01	79,716.17	-256,914.17	175,000.00	157,534.01
24-R&B #4, Texas CLASS	1,096,842.39	4,631.37	0.00	-175,000.00	926,473.76
24-R&B #4, TexPool Invest	54,765.70	227.53	0.00	0.00	54,993.23
24-R&B #4, Logic	494,973.31	2,138.05	0.00	0.00	497,111.36
24-R&B #4 Fund Totals:	1,806,313.41	86,713.12	-256,914.17	0.00	1,636,112.36
25-Health Private	-2,519.06	4,649.00	-4,577.46	0.00	-2,447.52
26-State Health Services	-22,273.19	30,721.41	-32,248.49	0.00	-23,800.27
27-Hunt County Grants	-27,185.60	933.27	-7,788.45	0.00	-34,040.78
41-American Rescue Plan Funds	-2,702,776.25	0.00	-210,792.56	2,913,568.81	0.00
41-ARPA Funds - Texas CLASS	14,162,625.76	51,124.18	0.00	-2,913,568.81	11,300,181.13
41-ARPA Funds - Totals:	11,459,849.51	51,124.18	-210,792.56	0.00	11,300,181.13
44-Road Bonds	0.00	0.00	0.00	0.00	0.00
44-Road Bonds, Logic	4,492,557.88	19,405.62	0.00	0.00	4,511,963.50
44-Road Bond Totals:	4,492,557.88	19,405.62	0.00	0.00	4,511,963.50
45-Capital Improvement	0.00	0.00	-360,563.75	360,563.75	0.00
45-Capital Improvement Logic	1,618,363.08	6,730.08	0.00	-360,563.75	1,264,529.41
45-Capital Improvement TxPool	3,452,810.32	14,343.65	0.00	0.00	3,467,153.97
45-Capital Improvement Totals:	5,071,173.40	21,073.73	-360,563.75	0.00	4,731,683.38
61-Right of Way Fund	13,165.62	0.00	0.00		13,165.62
61-Right of Way Fund TxPool	9,909.68	41.18	0.00		9,950.86
61-Right of Way Fund Totals	23,075.30	41.18			23,116.48

**Hunt County Treasurer
Monthly Report
June 2023**

Hunt County Funds	Beginning Balance	Money Received	Money Disbursed	Transfer In/Out Investment	Month End Balance
66-Self-Insured Insurance Fund	-488,560.24	484,237.27	-493,490.54	0.00	-497,813.51
66-Self-Insured Ins. - Texas Class	103,390.67	448.53	0.00	0.00	103,839.20
66-Self Insurance Fund Totals:	-385,169.57	484,685.80	-493,490.54	0.00	-393,974.31
68-JP, DDC Fee Fund	86,072.60	200.00	-4,253.72		82,018.88
70-Voter Admin 19	0.00	1,100.00	-1,100.00		0.00
71-DC Records Management	16,053.37	1.73	0.00		16,055.10
72-HAVA/CARES Grant	0.00	0.00	0.00		0.00
74-Elections Special	103,665.56	0.00	0.00		103,665.56
75-CA-DWI	17,972.35	293.14	0.00		18,265.49
77-PreTrial Intervention	174,111.27	4,627.00	-4,501.08		174,237.19
81-CC RMPF	18,449.89	28,745.41	-4,746.50	-34,769.54	7,679.26
81-CC RMPF - Texas Class	1,268,812.65	5,575.01	0.00	34,769.54	1,309,157.20
81-CC RMPF Totals	1,287,262.54	34,320.42	-4,746.50	0.00	1,316,836.46
82-Courthouse Security	227,741.05	6,497.74	-1,087.00		233,151.79
83-Justice Court Sec.	64,058.03	220.18	-1,131.42		63,146.79
84-District Clerk Archive	71,882.77	70.00	0.00		71,952.77
85-Co & District Court Techn	19,318.30	117.70	0.00		19,436.00
86-County Record Preservation	172,822.82	4,160.23	0.00		176,983.05
87-Justice Court Technology	33,731.08	730.48	-624.75		33,836.81
88-County Clerk Archive	869,114.88	27,330.00	0.00		896,444.88
89-County Record Mgt Preserve	133,556.11	1,138.37	0.00		134,694.48
91-TCOLE	56,453.20	0.00	-677.68		55,775.52
95-Juv Prob. Local Funds	639,904.71	380.05	-55,472.01		584,812.75
96-Juv Prob Grant Funds	83,886.69	669.57	-42,123.68		42,432.58
<hr/>					
50-Debt Service (I&S)	248,615.97	13,713.21	0.00	0.00	262,329.18
50-Debt Service TexPool Inv	157,022.33	652.30	0.00	0.00	157,674.63
50-Debt Service Fund Totals:	405,638.30	14,365.51	0.00	0.00	420,003.81
<hr/>					
Total of Funds:	57,796,091.70	3,029,538.05	-5,831,522.19	0.00	72,266,949.17

**Hunt County Treasurer
Monthly Report
June 2023**

HUNT COUNTY DEBT

	Mo. Beginning	Payment	Balance Due
Reserve St Comptroller I	\$698,654.71	-\$1,888.23	\$696,766.48
Reserve St Comptroller II	\$0.00	\$0.00	\$0.00
Reserve St Comptroller III	\$166,676.35	-\$2,960.00	\$163,716.35
2015 Tax Notes	\$0.00	\$0.00	\$0.00
2017 Road Bonds Payable	\$5,170,000.00	\$0.00	\$5,170,000.00
2021 Road Bonds Payable	\$5,020,000.00	\$0.00	\$5,020,000.00
Bond Premium Payable	-\$57,943.50	\$0.00	-\$57,943.50
2017 Road Bond Premium	\$289,750.00	\$0.00	\$289,750.00
2021 Road Bond Premium	\$330,337.50	\$0.00	\$330,337.50
Liability Comp Absence	\$605,957.00	\$0.00	\$605,957.00
R&B 3 Equipmnt SPFC	\$0.00	\$0.00	\$0.00
R&B 1 770G M/G BB&T	\$0.00	\$0.00	\$0.00
R&B 1 770G M/G RDO	\$0.00	\$0.00	\$0.00
R&B 2 M/G BCI Capital	\$0.00	\$0.00	\$0.00
R&B 4 Loaders BCI Capital	\$0.00	\$0.00	\$0.00
SRC Excavator CAT Financial	\$0.00	\$0.00	\$0.00
OPEB Pension Liability	\$12,655,364.00	\$0.00	\$12,655,364.00
GASB 68 Pension Liability	\$6,514,278.00	\$0.00	\$6,514,278.00
Def. Resource Inflow Pensn	\$2,883,459.00	\$0.00	\$2,883,459.00
Def. Inflow Resources-OPEB	\$1,714,843.00	\$0.00	\$1,714,843.00
Totals:	\$35,991,376.06	-\$4,848.23	\$35,986,527.83

Invested Funds June 2023

GENERAL Fund	Rate	Month Balance	
Logic	5.2554%	17,626,485.30	50.77%
Texpool	5.0543%	1,143,496.39	3.29%
Texstar	5.0764%	2,990,027.63	8.61%
Texas CLASS	5.2674%	11,774,753.03	33.92%
Inwood Ntl CD 8263 - Maturity Date 10/10/23	3.5000%	622,242.00	1.79%
Inwood Ntl CD 6260 - Maturity Date 05/13/23	3.5000%	561,059.67	1.62%
TOTAL:		34,718,064.02	100.00%

Road & Bridge 1	Rate	Month Balance	
Logic	5.2554%	922,268.98	47.32%
Texpool	5.0543%	53,318.59	2.74%
Texas CLASS	5.2674%	973,473.41	49.95%
TOTAL:		1,949,060.98	100.00%

Road & Bridge 2	Rate	Month Balance	
Logic	5.2554%	380,627.39	27.47%
Texpool	5.0543%	53,311.29	3.85%
Texas CLASS	5.2674%	951,569.00	68.68%
TOTAL:		1,385,507.68	100.00%

Road & Bridge 3	Rate	Month Balance	
Logic	5.2554%	748,677.57	43.92%
Texpool	5.0543%	96,494.54	5.66%
Texas CLASS	5.2674%	859,438.41	50.42%
TOTAL:		1,704,610.52	100.00%

Road & Bridge 4	Rate	Month Balance	
Logic	5.2554%	497,111.36	33.62%
Texpool	5.0543%	54,993.23	3.72%
Texas CLASS	5.2674%	926,473.76	62.66%
TOTAL:		1,478,578.35	100.00%

Capital Improvement	Rate	Month Balance	
Logic	5.2554%	1,264,529.41	26.72%
Texpool	5.0543%	3,467,153.97	73.28%
TOTAL:		4,731,683.38	100.00%

ARPA Funds	Rate	Month Balance	
Texas CLASS	5.2674%	11,300,181.13	100.00%
TOTAL:		11,300,181.13	100.00%

Self-Insurance Fund	Rate	Month Balance	
Texas CLASS	5.2674%	103,839.20	100.00%
TOTAL:		103,839.20	100.00%

Invested Funds June 2023

Co. Clerk Records Mgmt & Preservation	Rate	Month Balance	
Texas CLASS	5.2674%	1,309,157.20	100.00%
TOTAL:		1,309,157.20	100.00%

(Also at 100% each as stated below)

Logic: Road Bonds	4,511,963.50
TexPool: Right of Way	9,950.86
TexPool: Debt Service I&S	157,674.63

Total Investments: **\$63,360,271.45**